


**Arizona
Department
Of Insurance**

**2012/2013
Annual Report**



**Janice K. Brewer
Governor**

**Germaine L. Marks
Director of Insurance**

Printed copies of this report are restricted in accordance with A.R.S. § 41-4153. This report is available on the Department of Insurance website (www.azinsurance.gov).

Please contact our Americans with Disabilities Act (ADA) Coordinator at (602) 364-3100 if you need reasonable accommodations due to a disability or handicap with regard to this publication or other services of this Department. Requests should be made as early as possible to allow reasonable time to make necessary arrangements or procure materials in an alternate format.

Arizona Department of Insurance 2012/2013* Annual Report

Germaine L. Marks
Director of Insurance

to

Janice K. Brewer
Governor
and
Members of the Arizona
Legislature

Arizona Department of Insurance
2910 North 44th Street, Suite 210
Phoenix, Arizona 85018
(602) 364-3100

*The information in this report is in the public domain and may be reprinted
without permission.*

*** To provide the public with the most up-to-date information about the Department of Insurance and the domestic insurance industry, this report contains the most current, complete data available, which in some cases is for Calendar Year 2012 and in others is for Fiscal Year 2013 (7/01/12 through 6/30/13). Generally, data concerning the Department's licensees is reported for Calendar Year 2012, while data relating to the Department's operations is reported for Fiscal Year 2013. Exceptions are noted.**

TABLE OF CONTENTS

Directory	1
Message from the Director of Insurance	2
Strategic Plan Summary	3
Division Reports/Organization Chart	4
Director's Office.....	6
Consumer Affairs	8
Health Care Appeals	10
Market Oversight Division	12
Administrative Services Division	13
Licensing Section	13
Accounting Section, Business Services Section, and Premium Tax Unit.....	16
Financial Affairs.....	19
Captive Insurance	21
Property and Casualty.....	22
Life and Health	25
Investigations Division.....	27
Fraud Unit.....	27
Administrative Enforcement Section (AES).....	28
Guaranty Funds	29
Receivership	30
Public Information Resources	32
Internet Resources	34
Consumer Publications	36
Laws and Policy	38
2012 and 2013 Legislation	40
2012 Regulatory Bulletins	41
Fiscal Reports	42
General Fund Revenues	44
Operating Expenditures	45
Insurance Professionals and Insurers Authorized in Arizona	46
Summary of Insurance Professionals	48
Synopsis of Annual Statements	49
Insurers Authorized in Arizona	51
Top 25 Authorized Premium Writers for Select Lines of Business	106
Insurers That Ceased Arizona Business Activity	124
Receivership Activity	128
Qualified Surplus Lines Insurers	132

DIRECTORY

Arizona Department of Insurance
 2910 North 44th Street, Suite 210 | Phoenix, Arizona 85018
www.azinsurance.gov

Divisions	Sections	Phone Numbers	Facsimile Numbers
Director's Office		(602) 364-3471	(602) 364-3470
Administrative Services	Business Services Accounting, Human Resources, and Purchasing	(602) 364-3100	(602) 364-2400
	Licensing <i>licensing@azinsurance.gov</i>	(602) 364-4457 (877) 660-0964	(602) 364-4460
	Premium Tax	(602) 364-3246	(602) 364-3989
Arizona Guaranty Funds 1110 W. Washington, Ste. 270 Phoenix, AZ 85007	Life and Disability Insurance Guaranty Fund, and Property and Casualty Insurance Guaranty Fund	(602) 364-3863	(602) 364-3872
Captive Insurance	<i>captive@azinsurance.gov</i>	(602) 364-4490	(602) 364-3989
Consumer Affairs	Consumer Services <i>consumers@azinsurance.gov</i>	(602) 364-2499 (800) 325-2548	(602) 364-2505
	Consumer Services—Spanish <i>ayuda@azinsurance.gov</i>	(602) 364-2977	(602) 364-2505
	Health Care Appeals	(602) 364-2399	(602) 364-2398
	Market Assistance <i>consumers@azinsurance.gov</i>	(602) 364-2496 (800) 544-9208	(602) 364-2505
	Market Oversight <i>marketconduct@azinsurance.gov</i>	(602) 364-4994	(602) 364-2505
Financial Affairs	Financial Examination and Financial Surveillance	(602) 364-3999	(602) 364-3989
	Financial Compliance (Licensing, Records, Trust Deposits)	(602) 364-3998	(602) 364-3989
Information Services		(602) 364-2983	(602) 364-2980
Investigations	Fraud Unit and Administrative Enforcement <i>investigations@azinsurance.gov</i>	(602) 364-2140	(602) 912-8419
Life and Health	Rates and Forms, Utilization Review Agents, and Third Party Administrators <i>lifehealth@azinsurance.gov</i>	(602) 364-2393	(602) 364-2175
	Managed Care and Prepaid Dental Oversight, Provider Timely Pay <i>providerinfo@azinsurance.gov</i>	(602) 364-2394	(602) 364-2175
Property and Casualty	Rates and Forms, and Registration <i>propcas@azinsurance.gov</i>	(602) 364-3453	(602) 364-3989
Receivership		(602) 364-4495	(602) 364-4494

A Message from the Director of Insurance



Governor Brewer and Members of the Arizona Legislature:

I am pleased to provide the *2012/2013 Annual Report of the Arizona Department of Insurance (ADOI)*. Financial solvency of insurers doing business in our state and protection of Arizona consumers are the ADOI's key responsibilities. In fiscal year 2013, the ADOI helped thousands of Arizona consumers by responding to insurance complaints, resolving company disputes, and recovering over \$6 million in claim settlements, insurance transaction refunds and restitution.

The ADOI's vision is to set a standard of excellence for insurance regulation. ADOI will make this vision a reality through professionalism, leadership, and efficiency. I am committed to the continued economic development of the insurance market, and a vibrant insurance market depends upon Arizona insurance consumers' confidence in the industry's strength.

The insurance industry is a large and integral part of Arizona's economy; the industry provides thousands of jobs, generates hundreds of millions in premium taxes, and delivers valuable services that keep businesses operating when losses occur. The National Association of Insurance Commissioners' (NAIC) reaccredited our financial examination and analysis processes that ensure companies remain solvent. In 2012, the 1,811 insurance companies licensed in Arizona collectively wrote over \$25.2 *billion* in premiums. ADOI's accreditation helps ensure fair and sound solvency regulation. ADOI also supports the economic development of the Arizona insurance industry by ensuring "speed to market" access of new insurance products and by encouraging competition.

The ADOI collects insurer fee and assessment revenues that reimburse its General Fund appropriation. In fiscal year 2013, the ADOI collected and remitted almost \$394 million in insurance premium tax revenues to the General Fund, plus \$28.3 million to firefighter and public safety retirement funds.

A balanced approach to insurance regulation compels all insurance market stakeholders to work together to further our mutual goals: protecting the interests of Arizona insurance consumers, continuing to strengthen and modernize the state-based regulatory system, and fostering a sound, competitive and market-responsive insurance industry.

I wish to extend my sincerest gratitude to everyone at ADOI for their support and their commendable service to Arizona's insurance community.

Sincerely,

A handwritten signature in cursive script that reads "Germaine L. Marks". The ink is dark and the signature is fluid and legible.

Germaine L. Marks
Director of Insurance

Strategic Plan Summary

The mission of the Department of Insurance is ***to protect insurance consumers and promote a strong insurance marketplace.***

The Department achieves its overall mission through accomplishing the missions of the following programs and subprograms.

PROGRAM / SUBPROGRAM	MISSION STATEMENT
Policy and Administration	To provide leadership, direction, coordination and support, enabling the agency to achieve its mission.
Solvency Regulation	To oversee and promote the ability of authorized insurers to perform their financial obligations under insurance policies.
Financial Condition and Soundness Oversight	To detect and deter insurer financial deficiencies and unsound practices as early as possible.
Insolvency Administration	To minimize the impact of insurer insolvencies on Arizona residents.
Consumer Support	To inform, assist and protect Arizona insurance consumers.
Consumer Information and Assistance	To make available and promote insurance-related information and assistance to enable Arizona consumers to make informed decisions, and to facilitate their receipt of benefits to which they are entitled.
Market Practices Oversight	To protect Arizona insurance consumers from unfair and illegal market practices and to oversee insurer compliance with Arizona laws that promote effective health service delivery systems.
Fraud Investigation and Deterrence	To deter, investigate, and facilitate conviction for insurance fraud.
Licensing	To render efficient, effective and quality insurance licensing services and to restrict license issuance and renewal to qualified candidates.
Professional Service Licensing	To render efficient, effective and quality licensing services to insurance producers and other insurance-related service providers and to restrict license issuance and renewal to qualified applicants.
Insurer Licensing	To render efficient, effective and quality licensing services to insurers and other insurance risk bearing entities and to restrict license issuance to qualified applicants.
Premium Tax Collections and Analysis	To fully collect, efficiently deposit and accurately forecast insurance premium tax revenues.
Captive Insurance	To provide a regulatory environment that enables development of the domestic captive insurance industry, and to oversee the soundness of domestic captive insurers.

Department of Insurance Division Reports



Director of Insurance

Financial Affairs Division

- Compliance Section
- Examination Section
- Surveillance Section

Consumer Affairs Division

- Consumer Assistance Section
- Health Care Appeals Section
- Market Oversight
 - Market Analysis Section
 - Market Conduct Examination Section

Receivership Division

Insurance Guaranty Funds

- Life and Disability Insurance Guaranty Fund Board
- Property and Casualty Insurance Guaranty Fund Board

Investigations Division

- Administrative Enforcement Section
- Insurance Fraud Unit

Captive Insurance Division

Property and Casualty Division

- Rates and Forms Section
 - Workers' Compensation Appeals Board
 - Insurance Consumer Advisory Board
- Registration Section

Administrative Services Division

- Accounting Section
- Business Services Section
- Insurance Tax Unit
- Licensing Section
 - Continuing Education Review Committee

Life and Health Division

- Managed Care Section
- Forms Review Section
- Utilization Review / TPA Section

Information Services Division

OFFICE OF THE DIRECTOR

Germaine L. Marks..... Director
Darren T. Ellingson..... Deputy Director
Scott Greenberg..... Chief Operating Officer
Mary Kosinski..... Executive Asst. Regulatory Affairs
Andrew Carlson Executive Asst. Policy Affairs

The mission of the Director’s Office is to provide the leadership, direction, coordination, and support that enables the ADOI to achieve its overall mission. The Director’s Office:

- As a Cabinet level agency, advises and supports the Governor’s Office
- Develops, reviews, recommends, and implements insurance-related legislation
- Develops and promulgates appropriate rules, conducts five year rule reviews, and submits annual reports and substantive policy statements to the Governor’s Regulatory Review Council
- Develops the agency’s operational policies and coordinates and directs the activities of the agency’s divisions
- Provides technical support and advice to state legislators and the U.S. Congressional delegation
- Participates as a member of the National Association of Insurance Commissioners
- Coordinates interaction with the agency’s major constituencies, including consumers, licensees, industry, elected officials and the media
- Coordinates the agency’s interaction with other state and federal agencies
- Coordinates and participates in task forces and advisory groups
- Oversees the administration of boards and other public bodies within the agency
- Oversees the preparation, publication and distribution of educational information to the public, including consumer oriented literature, statutorily required reports, and the agency web site
- Makes appearances and speeches before interested groups and participates in consumer outreach events
- Coordinates legal representation of the agency by the Attorney General’s Office

Director’s Office Highlights Fiscal Year 2013

- Continued coordination and oversight of activities throughout the ADOI in response to The Patient Protection and Affordable Care Act.
- Enhanced internal communication and education with ADOI Town Halls.
- Participated in significant committee and task force activities at the National Association of Insurance Commissioners.

- Renders ultimate decisions in administrative proceedings necessary to enforce and administer the Insurance Code
- Develops the Agency Operational Plan, Budget Request, Information Technology Plan, Business Continuity Plan, and Disaster Preparedness Plan

OFFICE OF THE DIRECTOR EMPLOYEE SALARIES *per ARS § 20-154(A)(4)*

Incumbent	Position	Annual Salary
Germaine L. Marks	Director	\$115,500
Darren T. Ellingson	Deputy Director	\$99,000
Michael G. Surguine	Guaranty Fund Executive Director	\$99,472
Kurt Regner	Assistant Director, Financial Affairs	\$94,500
Alexandra M. Shafer	Assistant Director, Life & Health Division	\$94,500
D. Dean Ehler	Assistant Director, Property & Casualty Division	\$73,705
Mary M. Butterfield*	Assistant Director, Consumer Affairs Division	\$84,276
Scott B. Greenberg	Chief Operating Officer	\$87,510
Eugene P. Glover	Chief Information Officer	\$80,976
Mary M. Kosinski	Executive Assistant to the Director	\$80,976
Andrew Carlson	Executive Assistant to the Director	\$75,600
Charles Gregory	Special Agent Supervisor, Investigations Division	\$59,566

* Retired October 2013.

CONSUMER AFFAIRS DIVISION

*Mary Butterfield*¹ *Assistant Director*
Catherine O'Neil *Ombudsperson*
Mary Kitterman *Market Assistance Manager*
Susana Lesmeister *Health Care Appeals Manager*

The mission of the Consumer Affairs Division is to assist, inform, and protect Arizona insurance consumers. The Division is comprised of three sections: Consumer Services, Health Care Appeals, and Market Oversight.

The Consumer Services Section provides a full range of consumer information and assistance in response to written, telephonic and walk-in requests, ranging from one-on-one assistance to individuals and businesses, to providing informative publications such as premium comparisons and insurer complaint ratios. The Section also assists with insurance-related education and outreach and helps Arizona businesses locate difficult to find liability insurance.

The specific activities and responsibilities of the **Health Care Appeals Section** and the **Market Oversight Section** are set forth separately in this Annual Report.

Consumer Services Section

The Consumer Services Section is the insurance consumer's main point of contact with the ADOI providing critical assistance to our constituents. Section personnel responded to nearly 25,000 phone calls, personally met with 309 members of the public, and handled 5,146 written complaints and requests for information and assistance. In fiscal year 2013, the Section assisted consumers in recovering more than \$6 million from insurance companies.

Our consumer specialists must be knowledgeable about every kind of insurance, including auto, home, health, dental, life, annuity, disability income, long-term care, home-health care, title, commercial property and liability, and workers' compensation insurance. They must also have a general knowledge of other state and federal laws and programs that impact Arizona consumers, including AHCCCS (Medicaid), Medicare, and federal ERISA laws. The ADOI received, investigated, and responded to phone requests, e-mails and formal complaints from individuals, businesses, and from the Governor, Arizona legislators and our congressional offices on behalf of their constituents on a wide range of insurance issues. Among other things, consumers needed assistance averting policy cancellations and non-renewals, resolving claim delays and denials, obtaining policy benefits and premium refunds, resolving premium misquotes, and understanding rate increases.

Responses to consumers range from verbal explanations on general insurance issues to detailed responses addressing the consumer's specific questions to

Consumer Affairs Highlights Fiscal Year 2013

- ◆ *Assisted in settlements and recoveries for Arizona consumers totaling \$6,167,421.64 .*
- ◆ *Answered 24,802 telephone inquiries*
- ◆ *Processed 5,146 written complaints*
- ◆ *Assisted 309 consumers in person at the Department*
- ◆ *Assisted 131 consumers in finding difficult to place commercial liability insurance coverage*

¹Retired October 2013.

investigations that may result in referrals to the Market Oversight Section or the Administrative Enforcement Section. Problems uncovered during the course of the investigation of consumer complaints resulted in changes that have an impact beyond the consumer who initiated the complaint including changes in policy forms and company practices.

Consumer Services staff attended ADOI Community Rate Review Forums in Phoenix, Flagstaff and Tucson to answer consumer's questions. Our staff also attended a Department of Emergency and Military Affairs Wildfire Workshop and provided consumer education materials on a wide range of insurance issues likely to arise during the recovery after a wildfire and answered individual insurance questions.

The Section receives complaints from individuals covered by various Medicare programs and Medicare related insurance products. We must consider both federal and state laws when we resolve these complaints. While we have jurisdiction over the Medicare Supplement plans, the Medicare Advantage plans are generally subject to regulation by the Centers for Medicare and Medicaid Services (CMS). During FY2013, we forwarded 53 complaints against Medicare health plans to CMS, notified the consumers of this action, and provided them with CMS contact information.

The federal Patient Protection and Affordable Care Act (PPACA) posed increasing challenges in FY2013 as more federal health care reforms went into effect and Arizona consumers sought assistance in understanding the impact of these changes. These inquiries included questions from consumers who received rebates and employers looking for information about providing health plans to their employees. PPACA requires additional and continuing research and training to address consumer inquiries and complaints relating to health insurance issues.

We continued to receive long-term care insurance complaints in FY2013. Premium on long-term care policies continue to increase at a significant rate impacting our senior population. We provided consumers with general information on the rate-making process, as well as specific information about the factors that led to an increase in the premiums on their policy and options to make policy changes to minimize the increase.

Health Care Appeals Section

The Health Care Appeals Section administers the 1997 legislation which created a uniform process for Arizona health insurance consumers to appeal insurer claim denials¹ or requests for services². The appeal process culminates in an opportunity for an insured to obtain an unbiased, independent, external level of review administered by the Department.

In general, the health care appeals law³ provides a three-tiered process for insured members to contest denials or requests for service. The majority of appeals follow the standard appeals track, although the law provides an expedited track mirroring

	<u>Standard Process</u>	<u>Expedited Process</u>
Level 1	Informal Reconsideration	Expedited Medical Review
Level 2	Formal Appeal	Expedited Appeal
Level 3	External Independent Review	Expedited External Independent Review

the standard process except for significantly reduced time frames at each level. To be eligible for an expedited appeal, the insured member's treating provider must submit a written certification along

with supporting medical documentation indicating that the time required for the standard process "is likely to cause a significant negative change" in the medical condition at issue in the appeal.

The insured member must exhaust the insurer's internal appeal steps (usually both levels one and two) before requesting external independent review; however, an insurer may choose to accelerate a case to external review at any of the internal levels. The last level of this process allows for a review that is external and independent of the health insurer. Once again, there are two distinct tracks that an external review can follow. If the case concerns a denial arising from a coverage or contractual issue, the Department makes the independent determination. The non-prevailing party may then appeal to the Office of Administrative Hearings, although the Department is not a participant at the hearing.

Who can request an appeal?

- The insured member
- The member's treating provider
- Parent, if a minor
- Legal guardian
- Person authorized to make decisions by a power of attorney

If the case involves a medical necessity issue, an independent medical review organization makes the final determination. The Department contracts with several independent review organizations (IROs) through the state procurement process. For each medical case, the Department selects a reviewer from its list of IROs, sends the case to the selected IRO who completes its medical review and sends

¹ A denied "claim" occurs when a person has already received care, submitted a claim for payment, and the insurer refuses to pay all or any portion of the claim.

² A denial of "service" occurs when a person has requested a health care service or a referral to a specialist and the insurer refuses to pre-authorize the service. Thus, the desired service has not yet been rendered at the time of the appeal.

³ A.R.S. §§20-2530 through 20-2541.

its recommended decision back to the Department for final written determination. The health care insurer has no direct relationship or contact with the IRO at any time during the independent review process. The Department bills the insurer for the cost of the medical review and maintains a revolving fund to pay the IRO fees on a case by case basis. This final medical determination is subject to judicial review, and cannot be appealed to the Office of Administrative Hearings.

Only appeals taken to the third level come to the Department for external review. The external review component of this mandated process provides Arizona health insurance consumers with a valuable, user-friendly dispute resolution mechanism that is expeditious and inexpensive. In addition, insurers overturn a significant number of appeals during the first two levels of appeal, so the internal appeals can be very beneficial to the consumer.

The Patient Protection and Affordable Care Act (PPACA) includes a requirement that all health insurers provide the right to request an external independent review of denied claims or services. The Division worked with the United States Department of Health & Human Services (HHS) to assure that the State of Arizona maintains its authority to oversee the External Independent Review Program. The Arizona Legislature passed HB2550 which amended ARS §20-2537 to reflect changes required under PPACA.

Health Care Appeals Statistics Fiscal Year 2013

Total number of health care appeals subject to External Review Process: 237

- *Number of cases withdrawn as exempt from appeal process or settled by insurer: 17*
- *Number of cases decided by the Department as coverage issues: 64*
 - 64 standard appeals
 - 0 expedited appeals
 - 56 upheld in favor of the health insurer
 - 7 overturned or partially overturned in favor of the consumer
 - 1 remain pending at fiscal year end
- *Number of cases decided by an independent medical review organization: 84*
 - 75 standard appeals
 - 9 expedited appeals
 - 56 upheld in favor of the health insurer
 - 26 overturned or partially overturned in favor of the consumer
 - 2 remain pending at fiscal year end
- *Number of cases reviewed by the Department but referred to an independent medical review organization for medical decision: 72*
 - 71 standard appeals
 - 1 expedited appeal
 - 41 upheld in favor of the health insurer
 - 31 overturned or partially overturned in favor of the consumer
 - 0 remained pending at year end

MARKET OVERSIGHT DIVISION

Maria G. Ailor Market Analysis Supervisor
Helene I. Tomme.. Market Examinations Supervisor

To protect Arizona insurance consumers, the Market Oversight Section gathers and analyzes market information and examines regulated entities for possible violations of the insurance code. The Section uses a broad range of research, analysis, and examination tools to evaluate insurer conduct in the marketplace and to determine the most efficient response to that conduct. We emphasize coordinating technology, interstate cooperation, and intra-agency communication to enhance the effectiveness of the Division's examination efforts. Market Oversight also assists the Department with various industry surveys or gathering data that is not readily available on various topics.

Market Analysis Unit

The Market Analysis Unit performs analytical assessment of market information, including but not limited to, data collected from various reporting mechanisms, multiple NAIC tools, websites, and other regulatory sources. This analysis permits the Department to identify insurers with potential market conduct problems as early as possible and to take the appropriate regulatory intervention to eliminate or reduce harm to consumers. The Market Analysis Unit also helps prioritize and coordinate various examination activities.

Market Examinations Unit

The Market Examinations Unit executes targeted, comprehensive and issue-specific examinations of insurers' practices based on research from the Market Analysis Section. Examinations determine insurer compliance with required filings and applicable law, including the Unfair Claims Settlement Practices Act. Examinations may result in the imposition of corrective action plans, restitution and/or civil penalties. The Unit also monitors compliance with corrective action plans and follow-up examinations. The Section cooperates and participates in multi-state examinations, which are both efficient and effective, and may result in the imposition of fines, corrective action plans and a process for re-adjudication of claims previously denied by a company.

Market Oversight Highlights Fiscal Year 2013

- ◆ *Initiated 6 market conduct examinations.*
- ◆ *Filed 16 market conduct examination reports.*
- ◆ *Assessed \$2,908,208 in civil penalties.*
- ◆ *Recovered \$208,733 in restitution, including interest, for Arizona policyholders and claimants.*

ADMINISTRATIVE SERVICES DIVISION

Scott Greenberg Chief Operating Officer
 Steven Fromholtz . Insurance Licensing Administrator
 Susan Yepez Tax Unit Supervisor
 Barbara Beltran Business Services Supervisor
 Mary Jordan Accounting Manager

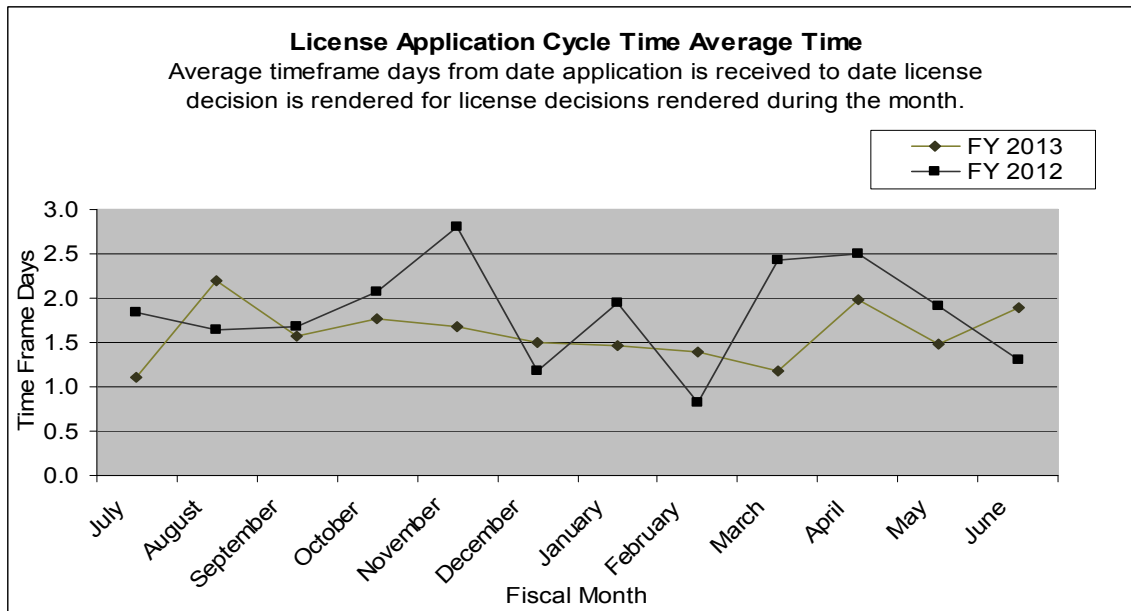
The mission of the Division is to efficiently and effectively coordinate and administer the ADOL's professional licensing and insurance premium tax functions, and to provide administrative, operational, and logistical services to the ADOL.

Licensing Section

Our mission in the Licensing Section is to provide efficient, effective and quality insurance licensing services to producers and other insurance-related service providers. We ensure that insurance license candidates meet all qualifications before issuing or renewing a license. We review and analyze applications for professional-services licensure, maintain and access agency-specific and national licensing databases, obtain criminal history information on certain applicants, maintain electronic and physical license files, and administer contracts for pre-license examination services and for continuing education provider and course certification.

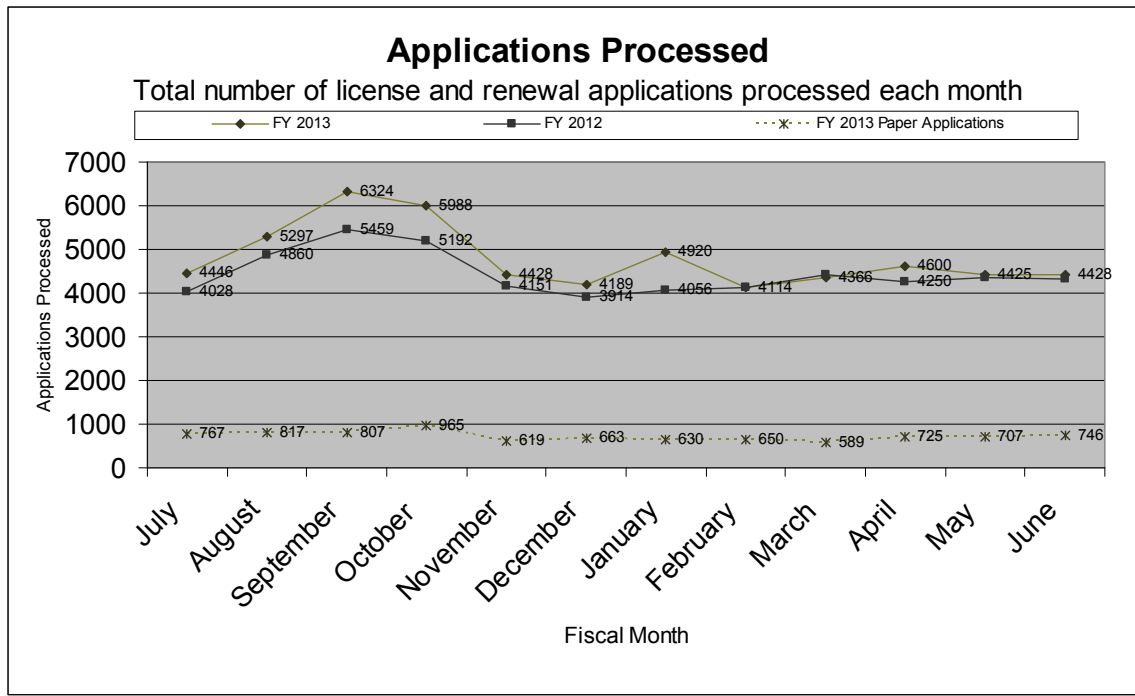
Although the professional services licensing population grew by 4.1% during Fiscal Year 2013¹, we continued to operate efficiently, reviewing license and renewal applications in an average of only 1.6 licensing time frame days².

The following charts illustrate our licensing cycle time and application processing workload during the last two fiscal years on a monthly basis.



¹ 177,870 at June 30, 2012, to 185,227 at June 30, 2013.

² "Licensing time frame days" are the "overall time frame" days, as defined in A.R.S. §41-1072(2), minus the days that the overall time frame is suspended in accordance with A.R.S. § 41-1074(B).



Electronic Licensing

The Insurance Professional License Update System (“IPLUS”) continues to be successful, processing 30% of all license renewals during FY 2013. From the IPLUS Web site (<http://iplus.azinsurance.gov>), individual insurance professionals can update address and telephone number information and, in many cases, can renew licenses. IPLUS automatically updates the ADOI’s database information and immediately reflects all changes on the insurance professional’s license record over the Internet.

IPLUS customers are overwhelmingly satisfied. In customer responses to IPLUS satisfaction surveys administered during FY 2012...

96.6% say that IPLUS is easy to use.

97.1% say they would recommend IPLUS to others.

90.3% say they are very satisfied with IPLUS.

For insurance professionals, IPLUS is faster and easier than submitting paper documents to us. Insurance companies and the public benefit from information that is immediately updated, without delays that might otherwise occur because of workload backlogs here at the ADOI. IPLUS is not able to process license renewals for business entities.

In addition to renewal applications from IPLUS, we receive initial and renewal license applications for individuals and business entities electronically from the National Insurance Producer Registry (NIPR).

NIPR's *Electronic Renewal System* ("ERS") has become the most popular way to renew Arizona licenses. Like with IPLUS, ERS provides a channel for electronic license renewal. However, ERS not only allows individuals to renew licenses – it also allows business entities to submit their license renewal applications electronically. All ERS applications are reviewed by licensing staff. Applications that do not require additional information are processed upon review. Applications that do require additional information are held for review of additional documentation. The ERS system processes an applicant's license renewal fees automatically; the renewal of the license is still processed manually. During FY 2013, ERS helped us process 18,934 renewal applications, which is more than double the number processed through ERS in FY 2012.

91% of license renewals were processed electronically with IPLUS and ERS during FY 2013.

NIPR's *Electronic Non-resident Licensing* ("ENRL") system allows virtually all applicants who are residents of other states ("non-residents") to immediately obtain an Arizona non-resident license if they are licensed in good standing in their home state and there is no information in their administrative or criminal background upon which we may deny a license. During FY 2013, the ENRL system automatically processed 18,555 (92.1%) of the 20,154 non-resident license applications the ADOI received during FY 2013.

NIPR's *Electronic Resident Licensing* ("ERL") system expedites the licensing process for Arizona-resident individuals who pass required insurance examinations to apply and pay for insurance licenses online. Residents must typically supply the ADOI with fingerprints, evidence of license eligibility and other requirements that an applicant cannot satisfy online. The ERL system processes an applicant's license fees and licensee data automatically. Our Licensing Section matches the applicant's physical documents to the electronic application and, when possible, promptly issues a license. During FY 2013, ERL helped us process 1,934 (31.1%) of the 6,216 resident license applications the ADOI received during FY 2013.

Changes to License Requirements

Laws 2013, Ch. 35 (Senate Bill 1177) modified Title 20, Ch. 2, Art. 3.1, which specifies requirements for *managing general agents* ("MGAs"). An MGA must hold an insurance producer license (rather than a separate managing general agent license), provide a surety bond to the insurer for the protection of the insurer, and furnish independent audited financial statements to the insurer.

Laws 2013, Ch. 160 (House Bill 2358) modified Title 20, Ch. 18, which specifies *continuing education requirements for insurance producers*. The Act:

- Eliminated continuing education requirements for limited-line-only insurance producers effective September 13, 2013;
- Keeps all continuing education requirements for major-line insurance producers the same until January 1, 2014;

- For a license that has a term that begins on or after January 1, 2014, requires all major-line insurance producers other than those who are exempt (see next paragraph) to complete 48 hours of insurance continuing education, including at least 6 credit hours of ethics training as part of the 48-hour requirement;
- Exempts from the insurance continuing education requirement a producer that has been continuously licensed in Arizona as an agent, broker or producer since January 1, 1995; never held a nonresident license in another state since January 1, 1995; and, was never the subject of an order of the director of insurance that imposed a civil penalty or that suspended, revoked, denied or non-renewed a license for violating Arizona insurance laws.

Laws 2012, Ch. 57 (Senate Bill 1251) established requirements for the transaction of portable electronics insurance, including a *portable electronics insurance license*. ARS § 20-1693 *et seq.* (Title 20, Ch. 6, Art. 17).

Life settlement contract requirements, established as Title 20, Chapter 22 by Laws 2011, Ch. 297 (Senate Bill 1461), are effective as of September 30, 2013. The law requires a life insurance producer to submit a form and pay a fee within 30 days of operating as a life settlement broker, and to renew the life settlement broker license every four years. The ADOI created a *Life Settlements* web page (www.azinsurance.gov/lifeselements) with links to forms and information to help life settlement brokers and life settlement providers satisfy the new requirements.

License Examination Administration

In FY 2013, the State of Arizona procured PSI, LLC to serve as Arizona's insurance license testing vendor. Prometric, Inc. administered license examinations through June 30, 2012, and PSI began administering license examinations on July 1, 2013. Contact information for PSI is accessible from the ADOI's *Producers and Other Professionals* web page (www.azinsurance.gov/producers).

Accounting Section, Business Services Section and Premium Tax Unit

The collective mission of our Accounting Section, Business Services Section and Premium Tax Unit is to procure, purchase, provide and pay for the goods and services needed to support efficient and effective agency operations, and to assess and fully collect taxes, fees, assessments and other revenues prescribed by Arizona law. We oversee employment and benefits issues; coordinate employee recruitment and orientation; purchase supplies, equipment and services; pay contractors, vendors and employees; collect, audit and deposit over \$400 million in taxes, fees and assessments annually; maintain and reconcile accounting records, and plan expenditures and cash flows for eleven different funds; distribute and post mail; coordinate office space planning and facilities issues; and, oversee the ADOI's loss control program.

Arizona Retaliation Guide

A.R.S. § 20-230 requires foreign and alien insurers to pay retaliation if the aggregate of taxes, fees and other obligations imposed by the insurer's domicile on Arizona insurers is greater than the aggregate of taxes, fees,

and other obligations that Arizona imposes on the foreign insurer. An insurer that fails to fully and correctly perform this calculation may be subject to penalty and interest assessments. During FY 2013, the Premium Tax Unit published a partially completed *Arizona Retaliation Guide*, accessible from the ADOL's *Tax Forms and Instructions* web page (www.azinsurance.gov/taxunit) that lists the obligations states impose on Arizona insurers to help foreign and alien insurance companies calculate and report, as part of their retaliation calculations, the taxes, fees, assessments and other material obligations that domiciles impose upon Arizona insurers. The Premium Tax Unit confers with various authorities in each state to accumulate the information required for the *Guide*.

Annual Taxes and Fees Data Sheet

To help insurers correctly report information on their Annual Tax and Fee Reports, the Premium Tax Unit developed a series of queries that outputs information for each Arizona-authorized insurer to an *Annual Taxes and Fees Data Sheet* document, accessible from the ADOL's *Tax Forms and Instructions* web page (www.azinsurance.gov/taxunit). Insurers locate the page of the Data Sheet document that pertains to the insurer and use the information on the Data Sheet when completing tax report forms.

Changes to Premium Tax Laws

Insurers that claimed first-year credits for qualified employment positions in enterprise zones pursuant to ARS § 20-224.03 are eligible for second-year and third-year credits for those positions for which specified conditions are met, pursuant to Laws 2012, Ch. 3, Section 60.

Business Reengineering Arizona (“BREAZ”)

The State of Arizona launched its project to replace the Arizona Financial Information System (“AFIS”) with an enterprise resource planning (ERP) system. AFIS is over 20 years old, is built on out-moded technology and does not have the capacity to handle the volume of transactions currently processed in Arizona state government. The new system will configure and integrate CGI Advantage ERP software with IBM Maximo inventory management software, Lawson Human Resources Information Solution, Periscope ProcureAZ, and other software components to meet the information management needs of Arizona State Government. Business Services Section have become involved in evaluating ADOL needs against ERP capabilities, and in communicating ADOL input to the BREAZ team.

Administrative Services Highlights

Fiscal Year 2013

- ◆ *Processed 26,370 new license applications, an 11% decrease from the prior fiscal year.*
- ◆ *Received 20,489 new applications electronically, 77.7% of all new applications received during Fiscal Year 2013.*
- ◆ *Processed 31,194 license renewal applications, a 32.7% increase from the prior fiscal year.*
- ◆ *Received 28,385 license renewal applications electronically, 91.0% of all renewal applications received during Fiscal Year 2013.*
- ◆ *Reviewed license and renewal applications in an overall average of 1.6 licensing time frame days².*
- ◆ *Deposited over \$416 million in revenue into the State General Fund – almost 80 times the ADOL's \$5.2-million ending General Fund appropriation for FY 2013*

FINANCIAL AFFAIRS DIVISION

*Kurt Regner..... Assistant Director
Vince Gosz.....Chief Captive Analyst
Scott Persten Chief Financial Analyst
David Lee..... Chief Financial Examiner
Cary Cook..... Chief Financial Compliance Officer*

The mission of the Financial Affairs Division is to oversee regulation of licensed insurers, identify licensed insurers engaged in unsound financial practices, and to require those companies to take corrective actions that bring them into compliance with regulatory standards. The Division reviews license applications to ensure that certificates of authority are issued only to those insurers in sound financial condition. In fulfilling this mission, the Division analyzes periodic financial filings for quantitative and qualitative information, obtains data from other regulatory and public sources, and conducts formal on-site financial examinations. Required filings include annual and quarterly financial statements, annual holding company registration statements, and audited financial reports. If the Division identifies deficiencies from analysis of available information, ADOI may require the insurer to prepare and implement corrective action plans and/or appropriate enforcement action may be taken. The Division also reviews and must approve the acquisition, merger or withdrawal of an insurer and certain transactions between an insurer and affiliated entities.

In conducting the financial oversight of insurers, the Division is subject to standards for effective financial regulation promulgated through the National Association of Insurance Commissioners (NAIC). The NAIC accredited the ADOI as compliant with NAIC standards in 2013 and requires annual interim accreditation reports in addition to a full accreditation review every five (5) years. Assistant Director Kurt Regner leads the Division, organized into four sections, the (1) Financial Surveillance Section, (2) Examinations Section, (3) Captive Insurer Analysis Section and (4) Compliance Section. The specific activities and responsibilities of the Captive Division are set forth in more detail separately in this Annual Report.

Financial Surveillance Section

The Financial Surveillance Section conducts ongoing analysis of mandatory financial filings by traditional domestic and foreign insurers. The Section's continuous insurer surveillance results in early detection of financial deficiencies and other operating difficulties which could potentially lead to insolvencies. Financial analysts utilize sophisticated analysis tools to extract and review financial data from NAIC databases. When an analyst detects financial deficiencies, they recommend appropriate corrective actions and assist Division management in its enforcement activities. The Division must report the most serious insurer financial conditions to other state insurance departments and the NAIC.

Financial Surveillance staff must also review traditional domestic and foreign insurer applications for new and amended certificates of authority and provide recommendations for approval on certain domestic insurer transactions.

Captive Insurer Analysis Section

The Captive Insurer Analysis Section is responsible for the ongoing analysis of financial filings of domestic captive insurers. Responsibilities and procedures are similar to those of the Financial Surveillance Section and the Section provides early detection of financial deficiencies and operating difficulties.

Examinations Section

The Examinations Section is responsible for the performance of periodic on-site full-scope financial examinations of domestic traditional and captive insurers. The Examination Section also performs limited scope examinations when the Financial Surveillance Section identifies concerns regarding specific financial conditions or

operations of an insurer. The purpose of an examination is to confirm the financial position of a licensed company and its compliance with statutory financial solvency requirements. The information obtained through the examination assists the Financial Surveillance Section and Division management in its ongoing oversight and enforcement responsibilities. The ADOI may initiate an examination any time a significant weakness or deficiency is identified. Arizona law requires the ADOI to conduct a financial examination of each domestic company at least once every five (5) years.

Compliance Section

The Compliance Section is responsible for insurer licensing, statutory deposit administration, maintenance of public records, and general administrative support to the Division. The Section is also responsible for insurer customer support services, such as maintenance and dissemination of forms and processing of statutory filings.

The *Trust Deposits Unit* monitors and enforces compliance with trust deposit requirements comprising a \$3.3 billion portfolio of securities held by the Arizona State Treasurer. The unit also monitors trust deposits held in other jurisdictions that the Division relies upon for an insurer's authority to transact insurance business in Arizona.

Financial Affairs Highlights For Calendar Year 2012

- Arizona Department of Insurance accredited by the National Association of Insurance Commissioners for another five years.
- Licensed 20 new insurers into the Arizona insurance market.
- Increased the authority of 13 licensed insurers in the Arizona insurance market.
- Licensed new insurers and increased insurer authorities in an average of 21 days.
- Completed 26 name changes and 19 domicile changes of licensed insurers.
- Completed 22 withdrawals from the insurance business in Arizona and 8 insurance company mergers.
- Filed 40 financial reports of examination.

CAPTIVE INSURANCE DIVISION

Vincent Gosz Chief Analyst

The Department established the Captive Insurance Division in 2002 to provide an alternative mechanism to traditional insurance that enables companies to control and customize their costs and coverages in a manner that is more responsive to their financial objectives. The Division is responsible for the regulatory oversight of these captive entities, including all processes related to licensing, business plan changes, financial surveillance and examination.

CAPTIVE FEES REPORT:¹

Total fiscal year 2013 licensing fees collected: \$567,000

Initial Licenses:

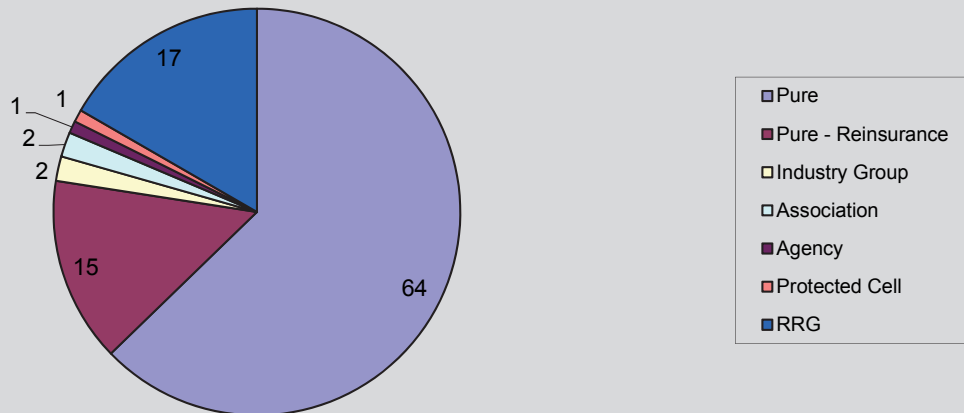
Total applicants: 6
Fees collected: \$6,000

Renewals:

Licenses renewed: 102
Fees collected: \$561,000

Division Highlights for Fiscal Year 2013

◆ Total active captive insurers: 102



◆ 30% of all active captives were formed for the medical industry (physicians, hospitals, nursing homes, etc.)

◆ 20% were formed for the construction industry

◆ 18% were formed for the finance and insurance industry

¹ Reported pursuant to A.R.S. §20-1098.17. Fees prescribed by A.A.C. R20-6-2002.

PROPERTY AND CASUALTY DIVISION

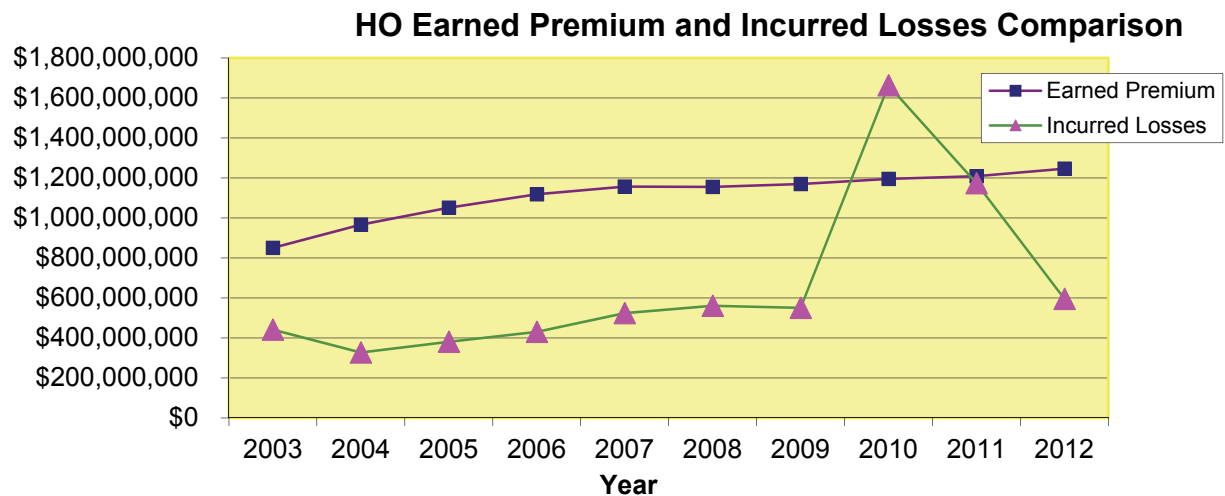
Dean Ehler..... Assistant Director
 Jack Sneathen..... Analyst Supervisor

The Division reviews various property and casualty insurance policies, contracts and related forms to ensure that they comply with the law and are not ambiguous, misleading or deceptive. We also review certain property and casualty rate filings for compliance. The Division monitors the market for specific selected lines of insurance by reviewing material information and by conducting surveys of insurers. We compile surveys, analyze the responses, and evaluate the results to determine the level of competition and the health of the market. The Division is comprised of the Rates & Forms Section and the Registration Section.

The Rates & Forms Section

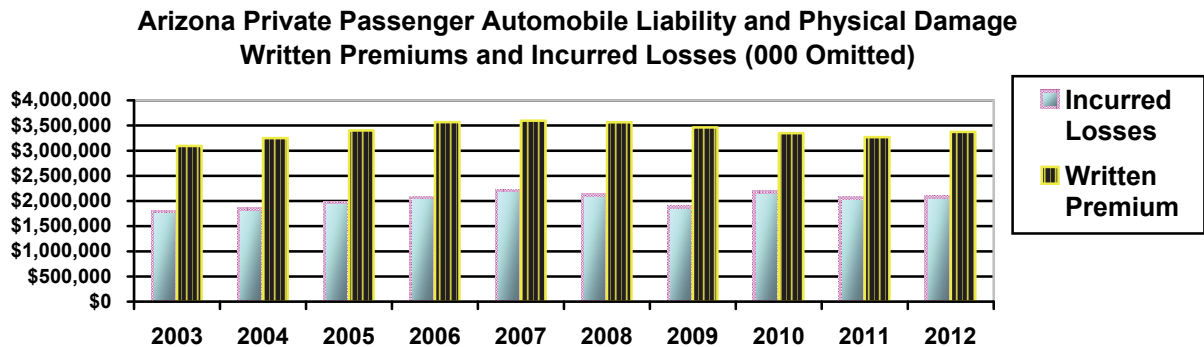
This Section is primarily responsible for administering property and casualty insurance rate and form laws. Although all major lines of insurance are closely monitored in similar fashion, information on lines of insurance highly vested with the public interest such as the homeowners (“HO”) and private passenger automobile (“PPA”) follows.

Homeowners Insurance Market: The following graph compares Arizona HO earned premium to incurred losses for the past ten years. The HO market returned to profitability in 2012, after the hail storm losses of 2010 and 2011.



- Competition is intense as 119 insurers wrote \$100,000 or more in premium in 2012.
- The 2012 market is concentrated in the Top 25, with a market share of 77.73%. The Top Five insurers control 43.92% of the market.
- Most insurers (101 out of 120) will maintain their current underwriting stance in 2013.
- The incurred loss ratio decreased (47.75%, 2012; 97.09%, 2011).
- Rates trended upward as the weighted average rate change was 9.18% in 2012, up from 5.96% in 2011.
- Three new insurers entered the market, while none exited

Private Passenger Automobile Insurance Market: The following graph demonstrates the dollar amount of Arizona PPA premiums written and insurers' incurred losses since 2003. Written premiums and incurred losses increased in 2012; however, the incurred loss ratio decreased from 62.80% in 2011 to 62.60% in 2012.



- The market is highly competitive.
- The market is concentrated in the Top 25 insurers that have a 76.94% market share.
- The average policy premium in 2012 was \$1,130, up from \$1,101 in 2011.
- In 2012, only 21 insurers wrote more than 1% of the market.
- Both claim frequency and severity increased slightly in 2012.
- A few large groups dominate the PPA market and smaller non-group affiliated insurers have difficulty competing with them.

During Fiscal Year 2013, the Rates and Forms Section:

- Qualified 113 surplus line insurers to transact business in Arizona.
- Produced four major consumer-information publications: the annual Automobile Premium Comparison, the Homeowners' Premium Comparison, the Mobile Homeowners' Premium Comparison, and the Renters' Premium Comparison.
- Conducted surveys of insurers to monitor marketplace competition for the following lines or types of insurance: businessowners, homeowners, medical malpractice, nursing home liability, other liability, personal automobile, and surety.

Registration Section

This Section is responsible for issuing permits to service companies that contract with consumers to repair appliances or the electrical, plumbing, heating, cooling or air conditioning systems of residential property and for approving motor vehicle service contract programs to include contracts sold by an automobile dealer to service vehicles. The Section also reviews applications and registers foreign Risk Retention Groups and Risk Purchasing Groups organized in accordance with the Federal Risk Retention Act and issues licenses to Rating Organizations and Rate Service Organizations.

During Fiscal Year 2013, the Registration Section:

- Issued 13 new Service Company permits.
- Registered 22 new Risk Purchasing Groups, increasing the total number of active registered Risk Purchasing Groups to 476.
- Registered eight new Foreign Risk Retention Groups, bringing the total number of active registered Foreign Risk Retention Groups to 102.

Property and Casualty Highlights For Fiscal Year 2013

- ◆ *Reviewed 369 rate filings and 3,492 form filings.*
- ◆ *Monitored marketplace competition by conducting and analyzing surveys for seven lines of insurance.*
- ◆ *Surpassed all goals related to form and rate filing review:*
 - *Within the prescribed substantive review period, reviewed 100% of forms received instead of the expected 95%.*
 - *Used 4.6 calendar days on average to review P&C forms instead of the expected 20 days.*
 - *Within 90 days, reviewed 100% of targeted “use and file” rate filings instead of the expected 95%.*
 - *Reviewed 100% of “file and use” rate filings by the effective date of the filing, instead of the expected 95%.*
 - *Used 8.3 calendar days on average for the substantive review of “file and use” rate filings instead of the expected 15 days.*
 - *Received 98% of form filings electronically when 98% was expected.*
 - *Received 98% of rate filings electronically instead of the 90% expected.*

LIFE AND HEALTH DIVISION

*Alexandra Shafer Assistant Director
Linda Beguin Dental Plan Manager
Erin Klug Health Exchange Development Manager
Margaret McClelland Life & Health Manager
Ken Schwark ... Managed Care Compliance Officer*

The Life and Health Division ensures that life and health policies, contracts, advertising, and related forms comply with Arizona law, and that rates for certain categories of health insurance are reasonable. In addition, the Division monitors insurer timely pay compliance and oversees the delivery of medical or dental services by HMOs and prepaid dental plans. The Division also licenses third party administrators and utilization review agents.

Rates and Forms Review

In FY 2013, the Division received 4,445 form, advertising and rate revision filings submitted by life and health insurers, health care services organizations (HMOs), non-profit service corporations and prepaid dental plans. This is an increase of 703 filings from the 3,742 filings received in FY 2012.

In particular, the implementation of health insurance market reforms increased the complexity and volume of major medical insurance filings submitted to ADOI. In FY 2013, ADOI received 159 major medical form or form/rate filings, with an average of 9 forms per filing, compared to 130 major medical form or form/rate filings with an average of 5 forms per filing in FY 2012. In FY 2013, Life & Health began to refer individual major medical rate filings to external actuaries qualified to conduct the appropriate level of review.

Starting October 1, 2012, the Life & Health Division has required insurers to submit rate, form and advertisement filings electronically through the System or Electronic Rate and Form Filing (SERFF), the NAIC system used nationwide by insurance departments and insurers. The Division received more than 99% of FY 2013 filings through SERFF and anticipates receiving 100% of filings through SERFF in FY 2014. By reviewing only electronic filings, the Division saves the resources needed to produce, handle and mail paper filings.

Health Care Insurance Oversight

Life & Health Division oversees the delivery of services by HMOs and prepaid dental plans. Oversight activities include provider education, complaint resolution, corrective action enforcement, and compliance examinations in the areas of timely pay, HMO service delivery, and previous examination orders.

In FY 2013, the Division received and analyzed 3,229 copies of provider grievances (compared to 2,217 copies in FY 2012). These grievances reflected claims disputes worth \$ 2,793,784. Reviewing the copies of provider grievances helps the Division to target enforcement activities, as well as educate insurers and providers about common problem areas.

In November, 2012, ADOI renewed an Inter-agency Service Agreement with the Governor's Office of Economic Recovery to obtain federal grant funds to prepare for the impact of the health care reform on ADOI. Throughout FY 2013, three grant funded, full time employees in Life & Health organized ADOI's participation in Arizona's activities related to implementation of federal health care reform. These employees reviewed policy forms, advertising and rates that reflected market reforms that take effect January 1, 2014, and assisted other Divisions, primarily the Consumer Assistance Division, in preparing to assist consumers with issues relating to health care reform. They also worked on health care reform issues with other state agencies, the Governor's staff and legislative staff.

Non-Insurer Licensing

The Division licenses third party administrators (TPAs) and utilization review agents (URAs). In FY 2013, the Division renewed 11 URA licenses, issued 18 new TPA licenses, renewed 273 TPA licenses, and collected \$70,065 in TPA annual filing fees.

Life and Health Highlights For Fiscal Year 2013

- Implemented on-line public access to major medical filings in SERFF, at <http://www.azinsurance.gov/RateReview/HFAInstructions.pdf>.
- Received a \$2,000,000, two year federal rate review grant to continue enhancing the effectiveness and transparency of its review of health insurance rate filings.
- Promulgated AAC R20-6-2301 to R20-6-230 to permit ADOI to collect documentation for federally approved review of individual health insurance rate increases.
- Obtained designation from the federal Department of Health and Human service (HHS) as an “effective rate review state” in the individual health insurance market.
- Participated in five health insurer stakeholder meetings between July 9, 2012 and March 29, 2013 on the topic of health insurance market reform.
- Reviewed and approved rates and forms for approximately 250 new health insurance plans on the Federally Facilitated Exchange in Arizona.
- Implemented on-line public access to major medical filings in SERFF, at <http://www.azinsurance.gov/RateReview/HFAInstructions.pdf>.
- Timely reviewed 93% of all administratively complete form filings.
- Processed public record requests in an average of 4 days per request.
- Participated in preparing the 2013 Medicare Supplement Insurance Premium Comparison.

INVESTIGATIONS DIVISION

Charles J. Gregory....Investigations Supervisor

The Investigations Division investigates potential violations of Arizona insurance laws and consists of the fraud Unit and the Administrative Enforcement Section.

Fraud Unit

Created as part of the Department of Insurance in 1994 (A.R.S. § 20-466), the Fraud Unit strives to provide quality service and protection to Arizona consumers. The Fraud Unit deters, investigates and facilitates convictions for insurance fraud. The statutes require insurers to refer cases to the Fraud Unit when they suspect "...a fraudulent claim has been or is being made."¹ These statutes also aid in monitoring insurer attempts to apply overly broad fraud deterrence measures that could adversely affect honest claimants.

The Fraud Unit currently has four full-time investigators and one support employee. Referrals to the Fraud Unit continues to come in at an approximate pace of 170 per month; however, the referrals outpace the Unit's resources so we continue to apply strict investigation guidelines to prioritize cases with the highest probability of successful resolution. In FY2013, the Fraud Unit received 2074 referrals from insurers, but could only investigate 111 due to current staffing and funding.

The following table summarizes the Fraud Unit's performance measures for FY2010-2013:

Reporting Categories	FY2010	FY2011	FY2012	FY2013
Total Fraud Referrals ² Received	2496	2290	2370	2074
a. Referrals for Information Only ³	2407	2203	2245	1963
b. Number of Cases Investigated	89	87	125	111
Cases Closed Without Referral for Prosecution	30	35	64	99
Cases Referred to Prosecutors	59	52	61	47
Indictments	15	65	38	54
Prosecutions	36	49	47	22
Convictions	36	49	47	22
Restitution Resulting from Unit Operations	291,745	728,569	1,809,839	993,643.00
Value of Property Recovered	51,833	148,566	17,601	0

¹ A.R.S. § 20-466(F)

² The Fraud Unit receives referrals from insurers about claims that may be fraudulent and from reports by the public.

Fines Resulting from Unit Operations	81,595	177,455	82,487	44,719.00
Amount Saved by Insurers	305,919	409,551	163,180	19,552.31

Administrative Enforcement Section (AES)

The AES investigates allegations of unauthorized insurance activity and insurance code violations by insurers, agents and other professional service licensees. The Administrative Enforcement Section side of the unit has only three full-time investigators to investigate allegations against insurance agents and bail bond agents. AES refers apparent violations to the Arizona Attorney General's Office for appropriate enforcement action or, in some cases, enters into Consent Orders with respondents. AES shares investigative activity information with the Market Oversight Division to facilitate coordinated agency efforts.

The following table summarizes the Investigation Division's performance measures for FY 2010 through FY 2013:

The following highlights successes of the **Administrative Enforcement Section**:

Reporting Categories	FY2010	FY2011	FY2012	FY2013
Investigations Opened	133	160	217	169
Investigations Closed	168	155	180	115
Cases Referred for Administrative Action	19	10	16	28
License Revocations	37	17	14	13
License Suspensions	4	12	5	15
Cease & Desist Orders	13	5	11	10
Restitution Resulting from Unit Operations	\$1,206,915	\$201,014	\$115,422	\$335,833
Fines Resulting from Unit Operations	\$55,750	\$12,600	\$36,350	\$37,350

ARIZONA INSURANCE GUARANTY FUNDS

Michael E. Surguine..... Executive Director

The Arizona Insurance Guaranty Funds serve as a safety net to protect insurance policyholders and claimants from financial loss in the event that an authorized insurance company becomes insolvent. There are two separate guaranty funds established within the ADOI. The Arizona Life and Disability Insurance Guaranty Fund (ALDIGF) covers life insurance, disability insurance (includes health insurance written on an indemnity basis and long term care), and annuities. The Arizona Property and Casualty Insurance Guaranty Fund (APCIGF) covers most traditional property and casualty lines. Each guaranty fund is comprised of the insurers authorized in Arizona to write the lines of business that guaranty fund covers. Each guaranty fund is overseen by a board of directors and ADOI staff administer the guaranty funds.

The Property and Casualty Guaranty Fund investigates, adjudicates and pays the claims of Arizona insureds and claimants and provides a defense to the insured where appropriate. The Life and Disability Guaranty Fund pays the claims of Arizona residents or provides for continued coverage under life, disability and annuity contracts. The coverage provided by each guaranty fund is subject to statutory limitations and exclusions. Each guaranty fund levies assessments on its member insurers to obtain the necessary funds to meet its obligations. Upon paying a guaranty fund assessment, a member insurer receives a certificate of contribution, which entitles the insurer to a credit against its premium tax obligation to the State.

Since its inception in 1970, the Arizona Property and Casualty Insurance Guaranty Fund has paid out over \$132 million in claims.¹ Since its creation in 1977, the Arizona Life and Disability Insurance Guaranty Fund has paid out over \$258 million in benefits to policyholders.

Guaranty Fund Highlights for Fiscal Year 2013

- ◆ *APCIGF was activated for Frontier Insurance Company (NY), The Insurance Corporation of New York (NY), the Lumbermens Group of Companies (IL), Santa Fe Auto Insurance Company (TX) and ULLICO Casualty Company (DE)*
- ◆ *ALDIGF was activated for Executive Life Insurance Company of New York (NY), Lumbermens Mutual Casualty Company (IL), Standard Life Insurance Company of Indiana (IN) and Universal Health Care Insurance Company (FL)*

¹ This amount does not include defense costs and loss adjustment expenses incurred by the APCIGF.

RECEIVERSHIP DIVISION

Darren T. Ellingson..... Deputy Director

The mission of the Receivership Division is to maximize the ability of insolvent insurance companies to pay valid creditor claims. The Division executes the Director's duties and powers as statutory Receiver of insolvent insurers and oversees their rehabilitation or liquidation, subject to court oversight. Special deputy receivers, attorneys, accountants and other professionals administer the day-to-day affairs of the insolvent insurers' estates, including collection and liquidation of assets and distribution of assets to claimants and creditors. In addition, the Division works closely with the Guaranty Funds to satisfy insolvent insurers' claim obligations to Arizonans and assists Arizonans affected by insurance receiverships domiciled in other states.

During FY 2013, the Division continued the administration of one domestic insurer in rehabilitation receivership (PMI Mortgage Insurance Co.), three domestic insurers in liquidation receivership (Transurance Risk Retention Group, Inc., Astraea Risk Retention Group, Inc. and Thureus Insurance Group, Inc.) and one foreign insurer in ancillary receivership (Reliance Insurance Company).

Receivership Highlights for Fiscal Year 2013

- ◆ *In regards to PMI Mortgage Insurance Co, the Receivership Division's accomplishments are as follows:*
 - ◆ Increased the cash portion of claim payments under the Partial Distribution Plan from 50% to 55% which provided both for a cash true-up (\$125 million) of prior claim payments to the 55% level as well as claim payments at the 55% level going forward;
 - ◆ Ensured continuity in claims and policy servicing and loss mitigation; achieved expense reduction;
 - ◆ Ensured continuity at PMI's valuable joint venture, CMG Mortgage Insurance Company;
 - ◆ Resolved contentious issues between PMI and its parent, The PMI Group;
 - ◆ Conducted a successful asset sale process;
 - ◆ Negotiated a favorable multi-year technology and services agreement.

- ◆ *The Division substantially completed the claim process for Transurance Risk Retention Group, Inc., and is preparing to close the estate.*

- ◆ *The Division has recently resolved the remaining objections to the proof of claim process for Astraea Risk Retention Group, Inc. and Thureus Insurance Group, Inc. A final asset recovery is pending before the Receivership Court.*

PUBLIC INFORMATION RESOURCES

Internet Resources

www.azinsurance.gov

The ADOI website is a primary means for the public and industry to obtain information about the ADOI's activities, reports, publications, new laws, etc.

An important service on our website allows visitors to "look up" any insurance company, producer and other licensees, to verify licensure and obtain basic financial and licensing data. The *Look Up* feature enhances the public's access to information about licensed insurance companies operating in Arizona. Before an insurance consumer opts to do business with a particular agent or insurance company, they can verify on-line that they are licensed by the Department of Insurance. In addition, they can now view complaint data for insurers.

The ADOI has several webpage features to increase agency transparency, including a Public Records Request page, a Public Meeting Notice page, and a Regulatory Activity page which links visitors to our hearing calendar and a list of agency enforcement actions. One page details our continued administration of a grant received from the U.S. Department of Health and Human Services (HHS) to increase public awareness and transparency of ADOI's regulation of health insurance rates. There is a link for Health Care Reform information including timelines and resources. In addition, the ADOI continues to post all of its Regulatory Bulletins, including its annual summary of insurance related legislation.

The ADOI still offers free email subscriptions to various mailing lists. Subscribers can receive immediate copies of Department Press Releases and Regulatory Bulletins. This service allows us to communicate directly and promptly with our constituents.

Consumer Resources

The ADOI's website layout categorizes information by visitor, by type of insurance and also by using a section entitled "I Want Information about..." to help visitors navigate according to their questions. We routinely add or update links to various external and internal resources, including a myriad of publications. We have educational literature on a wide range of insurance topics, such as auto and homeowner premium comparisons and complaint ratios, wildfire and flood information, guides to health insurance and the Health Care Appeals process, and title insurance resources.

Anyone wishing to file a complaint with the ADOI may print our complaint form (in English or Spanish) and then fax, mail, email or bring it to the ADOI. There is also a special email address visitors can use to submit questions or request literature.

Insurer and Producer Resources

The Department's website offers current and prospective insurance professionals fast service, 24 hours a day, 7 days a week. Dozens of official department forms and instructions for financial filing and rate and form filings are posted. In addition, surveys and other reporting forms are available on-line for quicker access and

completion. The ADOI also accepts tax reports and tax payments electronically from insurance companies through the **OPTins** system.

There is an extensive page dedicated to producer licensing containing license applications, forms, an up-to-date fee schedule, a summary of law changes, and "frequently asked questions". There is also continuing education information, including forms, approved courses and course providers.

Insurance producers will find the page dedicated to them is continually updated and expanded. **iPlus** is an on-line service that allows eligible resident and non-resident insurance professionals to quickly renew licenses, and update their address and telephone information: iplus.azinsurance.gov.

Consumer Publications

The ADOI publishes numerous consumer literature resources, available on the ADOI's website at www.azinsurance.gov or by calling or visiting the ADOI. In addition, the ADOI distributes several key insurance-related publications from other federal and state regulatory agencies which can be obtained by calling (602) 364-2499 or (800) 325-2548.

Department Publications

- Consumer Guide to Health Care Appeals
- Premium Comparison & Complaint Ratio for Automobile Insurance
- Teen Drivers Guide to Auto Insurance
- Consumer Guide to Automobile Insurance
- Consumer Guide & Premium Comparison for Homeowners Insurance
- Consumer Guide & Premium Comparison for Renters Insurance
- Consumer Guide to Understanding How Insurers Use Credit Information
- Medicare Supplement Insurance Premium Comparison
- Homeowners Insurance Check-Up Checklist
- Home Replacement Cost Estimators
- Mobile Homeowners' Premium Comparison
- Is a fire-related loss covered by insurance?
- Tips for Disaster Victims
- Ways to Avoid Being a Victim of Phony Insurance
- Consumer Guide: Annuities for Seniors
- Answers to Questions about Title Insurance
- Fighting Insurance Fraud in Arizona
- Types of Insurance Fraud and What You Can Do About Them
- List of Individual Health Insurers
- List of Long Term Care Insurers
- List of Medicare Supplement/Medicare Advantage Plans

Publications created for victims of storms, wildfires and floods:

- Insurance Tips for Evacuees
- Insurance Tips for those Returning Home
- Tips for Buying Flood Insurance
- Insurance Tips After A Storm

Literature from Other Sources Available from the Department

- Why You Need Flood Insurance (*FEMA/NFIP*)
- A Shoppers' Guide to Long Term Care Insurance (*NAIC*)
- Buyer's Guide To Fixed Deferred Annuities (*NAIC*)
- Variable Annuities (*SEC*)
- Life Insurance Buyer's Guide (*NAIC*)
- Life Insurance Information for Military Personnel (*NAIC*)
- Settling Claims After A Disaster (*Insurance Information Institute*)
- Guide to Health Insurance for People with Medicare, Choosing a Medigap Policy (*CMS*)
- Medicare & You (*CMS*)
- Protecting your Health Insurance Coverage (*US Dept of Labor*)

LAWS AND POLICY

2012/2013 Legislative Review

Insurance-related legislation enacted in 2012 and 2013 is identified below. Regulatory Bulletins 2012-02 and 2013-02, available at www.azinsurance.gov, describe the 2012 and 2013 insurance legislation in more detail. In addition, the laws amended by these bills can be viewed on the Legislature's web site (www.azleg.gov).

2012

- HB 2091 residential roofing repair contracts (Ch.219)
- HB 2153 insurance; financial provisions (Ch. 69)
- HB 2393 false claims; notice of penalty (Ch. 32)
- HB 2571 state personnel system (Ch. 321)
- HB 2625 insurers; healthcare coverage; religious beliefs (Ch. 337)
- HB 2677 vehicle insurance proof shown electronically (Ch.105)
- HB 2713 long-term care insurance premiums; deduction (Ch. 351)
- SB 1016 workers' compensation; methods of compensation (Ch. 12)
- SB 1036: health insurance; eye care services (Ch. 344)
- SB 1045 tax correction act: 2012 (Ch. 3)
- SB 1123 surplus lines insurance: brokers (Ch. 55)
- S8 1124 surplus lines; ADOT contracts (Ch. 137)
- SB 1134 automobile insurance; notice to insured (Ch. 56)
- SB 1153 rental cars; liability insurance; subrogation (Ch. 345)
- SB 1251 portable electronics insurance (Ch. 57)

2013

- HB 2231 exoneration; appearance bonds (Ch. 133)
- HB 2356 insurance; prohibited inducements (Ch. 57)
- HB 2357 insurance; fees; exception (Ch. 96)
- HB 2358 insurance; licensees; continuing education requirements (Ch. 160)
- HB 2462 bail bond agents; lists; loitering (Ch. 21)
- HB 2490 utilization review; requirements. (Ch. 60)
- HB 2534 insurance; form filing (Ch. 152)
- HB 2546 insurance; guaranty fund (Ch. 214)
- HB 2550 health insurance; policies; rating areas (Ch. 215)
- HB 2565 insurance; website posting of policies (Ch. 156)

- SB 1047 mortgage insurance; repeal coverage limitation (Ch. 30)
- SB 1148 workers' compensation; reciprocity (Ch. 34)
- SB 1149 insurance; principle-based valuation; reserves (Ch. 42)
- SB 1177 insurance; accreditation; receivership liquidation fund (Ch. 35)
- SB 1243 exemption; insurance regulation (Ch. 181)
- SB 1310 special fund; workers' compensation (Ch. 183)
- SB 1353 health insurance; telemedicine (Ch. 70)







2012 Regulatory Bulletins

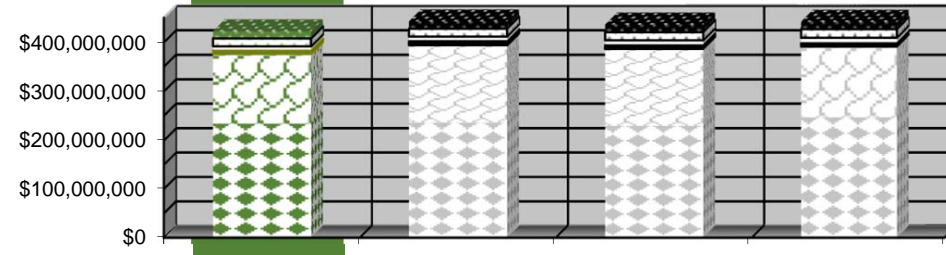
Throughout the year, the Director issues regulatory bulletins to explain the ADOI's interpretation and application of insurance related laws or rules, to provide information regarding regulatory compliance issues or the insurance markets. The following bulletins were issued in 2012. The entire text of each Bulletin is on the ADOI website at www.azinsurance.gov.

Date Issued	Title	Number
Jan. 23, 2012	Revision of Private Passenger Automobile Property Damage Threshold For Purposes of ARS §20-1631(E)	2012-1
August 21, 2012	2012 Arizona Insurance Laws	2012-2
September 17, 2012	Pre-Approved Life Settlement Disclosure Forms	2012-3

DEPARTMENT OF INSURANCE FISCAL REPORTS

GENERAL FUND REVENUES

INSURANCE PREMIUM TAX RECEIPTS	FY 2013	FY 2012	FY 2011	FY 2010	FY 2009
 FIRE	\$ 15,426,154	\$ 14,825,929	\$ 14,683,529	\$ 15,329,611	\$ 14,810,773
 VEHICLE	16,176,438	15,720,974	15,978,057	16,691,230	17,511,295
 SURPLUS LINES & INDUSTRIAL	9,752,329	9,013,000	9,735,100	10,154,498	11,310,896
 RETALIATORY	10,578,543	6,975,523	8,027,224	7,131,017	6,618,624
 AHCCCS MEDICAID CONTRACTORS ¹	129,959,696	141,389,824	157,416,608	157,416,608	144,113,782
 ALL OTHER RISKS	234,167,317	234,392,564	236,417,782	229,077,819	247,124,157
TOTAL INSURANCE PREMIUM TAX RECEIPTS (see chart, below)	\$ 416,060,476	\$ 422,317,814	\$ 442,258,300	\$ 435,800,783	\$ 441,489,527



LESS DISBURSEMENTS TO OTHER FUNDS					
FIRE DISTRICTS FOR PENSION FUNDS ²	(13,141,283)	(12,606,341)	(12,514,392)	(13,492,670)	(12,480,006)
PUBLIC SAFETY RETIREMENT SYSTEM ³	(16,185,326)	(15,720,974)	(15,978,058)	(16,696,764)	(17,507,607)
INSURANCE PREMIUM TAXES DEPOSITED TO GENERAL FUND⁴	\$ 386,733,867	\$ 393,990,499	\$ 413,765,850	\$ 405,611,349	\$ 411,501,914

OTHER GENERAL FUND REVENUES	FY 2013	FY 2012	FY 2011	FY 2010	FY 2009
PRODUCER LICENSE FEES ⁵	\$ 7,644,992	\$ 7,252,910	\$ 6,541,842	\$ 6,822,802	\$ 6,638,002
INSURER CERTIFICATE OF AUTHORITY FEES	674,470	705,900	800,415	767,415	833,880
OTHER LICENSING AND REGISTRATION FEES	129,615	151,468	126,175	101,600	103,030
INSURER FILING FEES	519,430	526,405	535,430	529,527	537,965
FINES AND PENALTIES	3,300,563	3,212,798	1,741,073	1,366,559	1,261,000
PUBLICATIONS, PHOTOCOPIES, MISC.	83,223	97,631	62,515	109,747	76,599
FRAUD UNIT ASSESSMENTS	1,112,100	1,109,600	1,113,700	1,117,900	1,113,700
SUBTOTAL: OTHER GENERAL FUND REVENUES	\$ 13,464,393	\$ 13,056,712	\$ 10,921,150	\$ 10,815,550	\$ 10,564,176
TOTAL GENERAL FUND REVENUES⁴	\$ 400,198,260	\$ 407,047,211	\$ 424,687,000	\$ 416,426,899	\$ 422,066,090

¹Per A.R.S. §§ 36-2905 and 36-2944.01 as added by Laws 2003, Ch. 136.

²Per A.R.S. §§ 20-224(C), 9-951 and 9-952.

³Per A.R.S. § 20-224.01.

⁴Includes revenue to be transferred to other funds during the subsequent fiscal year.

⁵Net of web portal credit card transaction fees and processing fees.

OPERATING EXPENDITURES

GENERAL FUND SOURCES	FY 2013	FY 2012	FY 2011	FY 2010	FY 2009
GENERAL FUND	\$ 4,984,555	\$ 5,195,429	\$ 5,426,005	\$ 5,563,194	\$ 6,402,901
NON-GENERAL FUND SOURCES					
FEDERAL GRANT: AFFORDABLE CARE ACT HEALTH INSURANCE PREMIUM REVIEW - CYCLE I	\$ 38,976	\$ 327,624	\$ 245,282	\$ -	\$ -
FEDERAL GRANT: AFFORDABLE CARE ACT HEALTH INSURANCE PREMIUM REVIEW - CYCLE II	241,614	-	-	-	-
FEDERAL GRANT: AFFORDABLE CARE ACT HEALTH INSURANCE EXCHANGE PLANNING AND ESTABLISHMENT GRANTS	330,985	359,441	-	-	-
INSURANCE EXAMINERS' REVOLVING FUND [ARS § 20-159] ¹	4,299,609	5,485,398	5,024,001	4,256,782	4,299,028
ASSESSMENTS FUND FOR VOLUNTARY PLANS [ARS § 20-2201(E)] ¹	139,288	141,625	141,191	157,208	198,002
ARIZONA PROPERTY AND CASUALTY INSURANCE GUARANTY FUND [ARS § 20-661 <i>et seq.</i>] ²	291,357	544,028	574,753	620,928	587,252
ARIZONA LIFE AND DISABILITY INSURANCE GUARANTY FUND [ARS § 20-681 <i>et seq.</i>] ²	343,537	380,059	728,350	659,661	665,638
CAPTIVE INSURANCE REGULATORY AND SUPERVISION FUND [ARS § 20-1098.18] ¹	158,094	146,632	144,759	151,082	141,631
RECEIVERSHIP LIQUIDATION FUND [ARS § 20-648]	52,767	45,507	44,257	44,164	54,911
HEALTH CARE APPEALS FUND [ARS § 20-2540] ¹	196,093	258,587	229,598	245,448	219,566
FINANCIAL SURVEILLANCE FUND [ARS § 20-156(F)] ¹	211,636	295,156	372,165	405,143	364,822
TOTAL NON-GENERAL FUND SOURCES	\$ 6,303,956	\$ 7,984,055	\$ 7,504,356	\$ 6,540,416	\$ 6,530,850
TOTAL OPERATING EXPENDITURES, ALL FUNDING SOURCES	\$ 11,288,511	\$ 13,179,484	\$ 12,930,361	\$ 12,103,610	\$ 12,933,751

¹Excludes legislated transfers to the State General Fund.

²Amounts shown exclude claim payments and related expenses.

**INSURANCE
PROFESSIONALS AND
INSURERS AUTHORIZED
IN ARIZONA**

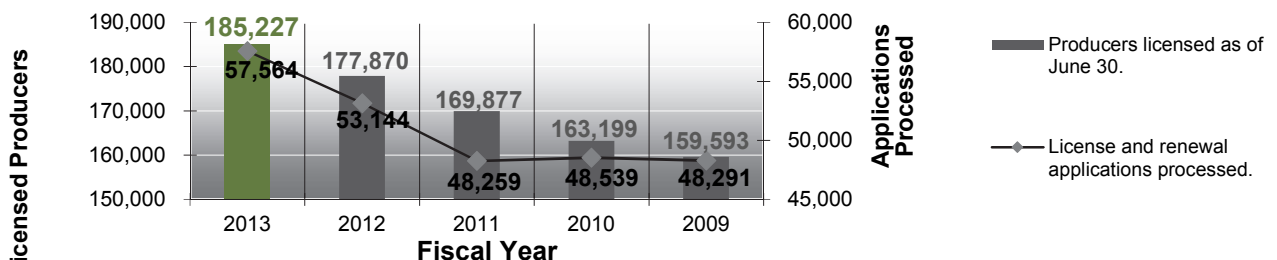
SUMMARY OF INSURANCE PROFESSIONALS

TYPE OF PROFESSIONAL	RESIDENT		NON-RESIDENT	
	12/31/2012	12/31/2011	12/31/2012	12/31/2011
Insurance Producers*				
PROPERTY	20,234	19,458	47,031	41,837
CASUALTY	20,247	19,473	47,185	41,969
PERSONAL LINES	3,798	2,924	10,092	7,515
LIFE	36,977	35,230	78,228	68,611
ACCIDENT AND HEALTH OR SICKNESS	31,811	30,456	75,387	65,680
VARIABLE CONTRACTS	10,777	10,383	36,764	32,555
CREDIT	907	1,057	181	121
TRAVEL ACCIDENT TICKET AND BAGGAGE	620	503	538	498
TITLE	71	70	67	58
OTHER (NON-RESIDENT RECIPROCITY)	0	0	2,493	2,192
Managing General Agent (licenses became insurance producer licenses per Laws 2013, Ch. 35, § 21)				
PROPERTY AND CASUALTY	0	4	0	43
LIFE	0	0	0	1
ACCIDENT AND HEALTH OR SICKNESS	0	1	0	5
Insurance Broker				
SURPLUS LINES BROKER	278	279	2,187	2,001
MEXICAN INSURANCE SURPLUS LINES BROKER	35	33	14	14
Insurance Claims and Administration Professionals				
INSURANCE ADJUSTER	2,237	2,142	4,272	3,053
THIRD PARTY (LIFE/HEALTH) ADMINISTRATOR	23	25	241	250
UTILIZATION REVIEW AGENT**		8		22
Insurance Ratemaking Professionals				
RATING ORGANIZATION	0	0	2	2
RATE SERVICE ORGANIZATION	0	0	7	7
Other Insurance Professionals				
BAIL BOND AGENT	303	292	7	11
RENTAL CAR AGENT	24	26	14	19
PORTABLE ELECTRONICS AGENT	2	0	17	0
RISK MANAGEMENT CONSULTANT	17	11	0	0
SELF-SERVICE STORAGE AGENT	51	52	12	11
REINSURANCE INTERMEDIARY	0	0	1	1

*Indicates the number authorized for each line of authority. An insurance producer may hold more than one line of authority on a license.

** Excludes licensing-exempt nationally accredited utilization review agents.

Insurance Producer Licensing***



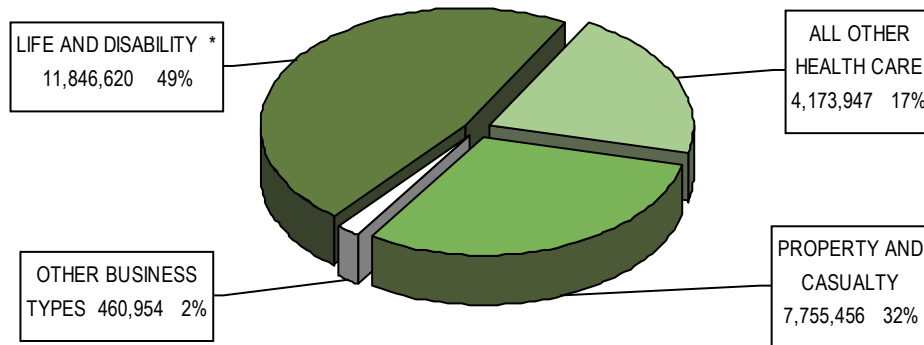
***Excludes third-party administrators, utilization review agents, ratemaking professionals and reinsurance intermediaries.

SYNOPSIS OF 2012 ANNUAL STATEMENTS

INSURER TYPE	NUMBER OF INSURERS	ASSETS	LIABILITIES	CAPITAL & SURPLUS	ARIZONA PREMIUMS
(\$000 Omitted)					
DOMESTIC COMPANIES					
Life And Disability					
LIFE AND DISABILITY INSURER *	38	98,028,470	93,059,593	4,968,878	446,859
LIFE AND DISABILITY REINSURER	44	1,101,217	866,385	234,832	n/a
UNAFFILIATED CREDIT LIFE & DISABILITY REINSURER †	39	45,792	5,151	40,641	n/a
All Other Health Care					
HEALTH CARE SERVICES ORGANIZATION	8	771,131	438,057	333,074	3,111,192
HOSPITAL, MEDICAL, DENTAL & OPTOMETRIC SERVICE	3	1,518,098	557,374	960,724	1,557,632
PREPAID DENTAL PLAN ORGANIZATION	6	15,881	5,654	10,228	39,234
Property And Casualty					
PROPERTY AND CASUALTY INSURER	41	9,585,978	5,958,057	3,627,922	760,415
RISK RETENTION GROUP	17	276,010	180,396	95,615	8,652
MECHANICAL REIMBURSEMENT REINSURER	3	1,582	811	770	n/a
Other Business Types ‡					
MORTGAGE GUARANTY INSURER	6	2,457,022	4,519,979	-2,062,957	7,203
LIFE CARE PROVIDER	10	716,099	673,345	42,754	n/a
TOTAL FOR DOMESTIC COMPANIES	215	114,517,274	106,264,794	8,252,474	5,931,183

FOREIGN AND ALIEN COMPANIES					
Life And Disability					
LIFE AND DISABILITY INSURER *	489	5,466,871,030	5,096,053,261	370,817,769	11,246,600
FRATERNAL BENEFIT SOCIETY *	28	123,249,342	113,851,414	9,397,928	153,040
CERTIFICATE OF EXEMPTION ARS 20-401.05	2	111,993	7,330	104,663	n/a
All Other Health Care					
HEALTH CARE SERVICES ORGANIZATION	4	1,604,497	849,051	755,447	452,716
Property And Casualty					
PROPERTY AND CASUALTY INSURER	925	1,408,430,593	821,635,045	586,795,548	6,950,760
RISK RETENTION GROUP	103	4,635,754	2,424,764	2,210,990	35,629
Other Business Types					
TITLE INSURER	20	8,672,487	5,073,223	3,599,265	367,821
MORTGAGE GUARANTY INSURER	20	17,927,725	12,983,500	4,944,225	76,281
PREPAID LEGAL INSURER	2	90,414	26,776	63,638	9,650
LIFE CARE PROVIDER	3	265,243	190,818	74,425	n/a
TOTAL FOR FOREIGN AND ALIEN COMPANIES	1,596	7,031,859,074	6,053,095,177	978,763,892	19,292,492

Total 2012 Arizona Premiums
(\$000 Omitted)



* Deposit-Type Funds have been omitted from total Arizona Life and Disability Premiums. Annuity and Other Considerations are included.

† Credit Life and Disability Reinsurance fiscal year financial information is due August 1 or November 1 pursuant to A.R.S. § 20-1082.

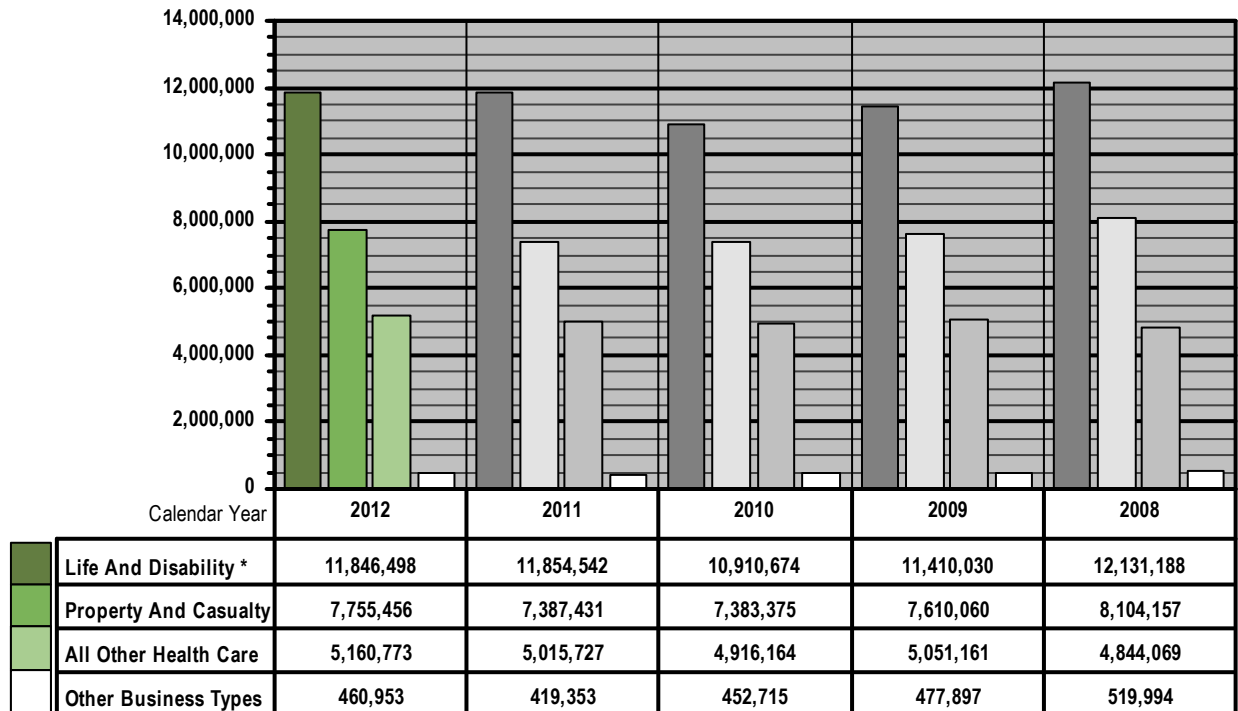
‡ Excludes Captive Insurers.

n/a = Not Applicable or Not Available

SYNOPSIS OF 2012 ANNUAL STATEMENTS - (continued)

INSURER TYPE	NUMBER OF INSURERS	ASSETS	LIABILITIES	CAPITAL & SURPLUS	ARIZONA PREMIUMS
(\$000 Omitted)					
TOTAL ARIZONA PREMIUMS BY INSURER TYPE					
Life And Disability					
LIFE AND DISABILITY INSURER *	527	5,564,899,501	5,189,112,853	375,786,647	11,693,460
FRATERNAL BENEFIT SOCIETY *	28	123,249,342	113,851,414	9,397,928	153,040
CERTIFICATE OF EXEMPTION ARS 20-401.05	2	111,993	7,330	104,663	n/a
LIFE AND DISABILITY REINSURER	44	1,101,217	866,385	234,832	n/a
UNAFFILIATED CREDIT LIFE & DISABILITY REINSURER †	39	45,792	5,151	40,641	n/a
All Other Health Care					
HEALTH CARE SERVICES ORGANIZATION	12	2,375,628	1,287,108	1,088,520	3,563,908
HOSPITAL, MEDICAL, DENTAL & OPTOMETRIC SERVICE	3	1,518,098	557,374	960,724	1,557,632
PREPAID DENTAL PLAN ORGANIZATION	6	15,881	5,654	10,228	39,234
Property And Casualty					
PROPERTY AND CASUALTY INSURER	966	1,418,016,571	827,593,102	590,423,470	7,711,175
RISK RETENTION GROUP	120	4,911,764	2,605,160	2,306,604	44,282
MECHANICAL REIMBURSEMENT REINSURER	3	1,582	811	770	n/a
Other Business Types ‡					
TITLE INSURER	20	8,672,487	5,073,223	3,599,265	367,821
MORTGAGE GUARANTY INSURER	26	20,384,747	17,503,479	2,881,269	83,484
PREPAID LEGAL INSURER	2	90,414	26,776	63,638	9,650
LIFE CARE PROVIDER	13	981,342	864,163	117,179	n/a
GRAND TOTAL:	1,811	7,146,376,359	6,159,359,982	987,016,377	25,223,683

Total Arizona Premiums
(\$000 Omitted)



* Deposit-Type Funds have been omitted from total Arizona Life and Disability Premiums. Annuity and Other Considerations are included.

† Credit Life and Disability Reinsurance fiscal year financial information is due August 1 or November 1 pursuant to A.R.S. § 20-1082.

‡ Excludes Captive Insurers.

n/a = Not Applicable or Not Available

INSURERS AUTHORIZED IN ARIZONA

AS OF DECEMBER 31, 2012

NAME	DOMICILE	NAIC #	TELEPHONE	ASSETS	LIABILITIES	CAPITAL & SURPLUS	ARIZONA PREMIUMS	AUTHORIZED LINES
AAA FIRE & CASUALTY INS CO *	IN	10921	(800) 207-3618	69,325,623	35,583,232	33,742,390	32,198,111	CI MT PI VE
AAA LIFE INS CO	MI	71854	(734) 779-2600	502,835,265	405,377,084	97,458,181	5,804,694	DI LI
AAA MEMBERS INS CO *	IN	37770	(925) 279-2468	231,333,638	104,325,105	127,008,533	69,140,604	CI MT PI VE
ABILITY INS CO	NE	71471	(978) 261-3070	805,255,932	756,223,369	49,032,563	2,414,172	SUPERVISION
ABRAZO ADVANTAGE HEALTH PLAN, INC.	AZ	10160	(602) 824-3700	38,498,463	18,756,394	19,742,068	41,300,522	HC
ACA FINANCIAL GUARANTY CORP	MD	22896	(212) 375-2000	424,590,463	315,396,543	109,193,920	0	SU
ACACIA LIFE INS CO	DC	60038	(301) 280-1000	1,485,413,091	1,171,851,081	313,562,010	1,546,547	DI LI VA VL
ACADIA INS CO	NH	31325	(207) 772-4300	123,511,318	73,976,693	49,534,624	5,255,597	CW MT PI SU VE
ACCC INS CO	TX	10807	(281) 875-8363	207,470,639	155,861,526	51,609,113	229,209	MT PI VE
ACCENDO INS CO	UT	63444	(801) 961-6000	117,574,301	35,026,565	82,547,736	(843)	DI LI
ACCEPTANCE INS CO	NE	37958	(712) 329-3600	33,600,678	36,459,446	(2,858,768)	0	REHABILITATION
ACCESS INS CO	TX	11711	(770) 234-3641	111,998,366	82,256,621	29,741,745	2,388,336	VE
ACCIDENT FUND GENERAL INS CO	MI	12304	(517) 342-4200	181,997,737	144,062,426	37,935,311	1,291,044	CW
ACCIDENT FUND INS CO OF AMERICA	MI	10166	(517) 342-4200	2,300,315,521	1,666,711,440	633,604,081	336,748	CW
ACCIDENT FUND NATIONAL INS CO	MI	12305	(517) 342-4200	202,142,844	151,851,653	50,291,191	232,004	CW
ACCIDENT INS CO, INC.	SC	11573	(803) 754-2942	51,260,982	34,487,602	16,773,383	637,980	CW PI VE
ACCREDITED SURETY AND CASUALTY CO, INC.	FL	26379	(407) 629-2131	23,285,378	6,702,766	16,582,613	25,877	CI SU
ACE AMERICAN INS CO	PA	22667	(215) 640-1000	11,040,642,831	8,614,827,579	2,425,815,252	64,192,385	CW DI MT PI SU VE
ACE FIRE UNDERWRITERS INS CO	PA	20702	(215) 640-1000	106,619,710	36,895,033	69,724,677	144,417	CW DI MT PI SU VE
ACE LIFE INS CO	CT	60348	(203) 352-6003	36,251,462	27,426,678	8,824,784	0	DI LI VA VL
ACE PROPERTY AND CASUALTY INS CO	PA	20699	(215) 640-1000	7,925,855,351	6,123,349,172	1,802,506,179	7,364,314	CW DI MT PI SU VE
ACIG INS CO	IL	19984	(972) 702-9004	367,552,087	266,596,962	100,955,125	56,804	CW MT PI SU VE
ACME LIFE INS CO	AZ	- - -	(847) 572-6864	232,799	89,074	143,725	0	UR
ACSTAR INS CO	IL	22950	(860) 224-2000	68,803,463	40,029,989	28,773,474	89,234	CI MT PI SU VE
ACUITY, A MUTUAL INS CO	WI	14184	(920) 458-9131	2,475,232,572	1,480,967,441	994,265,131	33,474,538	CW DI MT PI SU VE
ADM INS CO	AZ	33987	(802) 264-4711	337,654,119	315,889,806	21,764,313	291	CI DI MT PI SU VE
ADMIRAL INDEMNITY CO	DE	44318	(201) 518-2500	82,888,714	49,604,003	33,284,711	0	CI MT PI VE
ADVANCED PHYSICIANS INS RRG, INC.	AZ	12166	(602) 200-6900	1,594,581	15,195	1,579,386	15,260	RG
ADVANTAGE WORKERS COMPENSATION INS CO	IN	40517	(888) 595-8750	125,685,092	75,421,738	50,263,354	2,798,335	CW SU
AEGIS SECURITY INS CO	PA	33898	(717) 657-9671	89,125,777	44,607,725	44,518,052	1,541,321	CI MT PI SU VE
AETNA HEALTH AND LIFE INS CO	CT	78700	(860) 273-0123	1,988,130,952	1,731,823,437	256,307,515	0	DI LI
AETNA HEALTH INC.	PA	95109	(800) 872-3862	776,423,722	416,206,936	360,216,786	152,781,164	HC
AETNA HEALTH INS CO	PA	72052	(800) 872-3862	52,447,219	17,636,793	34,810,426	1,109,500	DI LI
AETNA INS CO OF CONNECTICUT	CT	36153	(860) 273-0123	22,370,829	7,335,774	15,035,055	1,368,688	CI MT VE
AETNA LIFE INS CO	CT	60054	(860) 273-0123	21,175,477,645	17,843,136,946	3,332,340,698	448,736,554	DI LI

Company Name Abbreviations:

CO = COMPANY CORP = CORPORATION INS = INSURANCE RRG = RISK RETENTION GROUP

Authorized Lines:

CE = CERTIFICATE OF EXEMPTION (WITH LINES OF AUTHORITY)
 CI = CASUALTY CP = CAPTIVE INSURER CW = CASUALTY WITH WORKERS' COMPENSATION DI = DISABILITY DS = DENTAL SERVICE
 HC = HEALTH CARE SERVICES ORGANIZATION HS = HOSPITAL SERVICE LC = LIFE CARE PROVIDER LP = LIFE CARE PROVIDER PROVISIONAL PERMIT
 LI = LIFE LR = LIFE AND DISABILITY REINSURANCE MG = MORTGAGE GUARANTY MR = MECHANICAL REIMBURSEMENT REINSURANCE MS = MEDICAL SERVICE
 MT = MARINE AND TRANSPORTATION OS = OPTOMETRIC SERVICE PD = PREPAID DENTAL PLAN PI = PROPERTY PL = PREPAID LEGAL
 RG = DOMESTIC RISK RETENTION GROUP SU = SURETY TI = TITLE UR = UNAFFILIATED CREDIT LIFE AND DISABILITY REINSURANCE VA = VARIABLE ANNUITY
 VE = VEHICLE VL = VARIABLE LIFE

Financial information is as of 12/31/2012 unless alternative fiscal year end is indicated.

† Fiscal year financial information due August 1 or November 1, 2013 pursuant to A.R.S. § 20-1083.

‡ Financial information was not required during this period or is not available due to regulatory action or notification of merger or withdrawal.

* DBA (Doing Business As)

INSURERS AUTHORIZED IN ARIZONA AS OF DECEMBER 31, 2012 - (continued)

NAME	DOMICILE	NAIC #	TELEPHONE	ASSETS	LIABILITIES	CAPITAL & SURPLUS	ARIZONA PREMIUMS	AUTHORIZED LINES
AFFILIATED FM INS CO	RI	10014	(401) 275-3000	2,302,162,676	1,268,064,469	1,034,098,207	7,888,794	CI MT PI SU VE
AFFILIATES INS RECIPROCAL, A RRG	VT	13677	(802) 864-5599	5,033,538	2,020,938	3,012,600	21,826	CI
AFFIRMATIVE INS CO	IL	42609	(972) 728-6300	203,315,962	155,200,526	48,115,435	25,843	CI PI
AGCS MARINE INS CO	IL	22837	(312) 224-3469	782,172,018	642,968,625	139,203,394	4,151,209	CI MT PI VE
AGRI GENERAL INS CO	IA	42757	(515) 559-1000	557,227,143	86,266,399	470,960,744	8,973,647	CI MT PI VE
AIOI NISSAY DOWA INS CO OF AMERICA	NY	34886	(847) 619-4928	100,366,577	47,249,295	53,117,282	0	CW MT PI VE
AIU INS CO	NY	19399	(212) 770-7000	2,412,144,689	1,790,059,373	622,085,316	(329,831)	CW DI MT PI SU VE
ALAMANCE INS CO	IL	10957	(336) 586-2500	460,926,139	126,801,563	334,124,576	0	CI MT PI SU VE
ALASKA NATIONAL INS CO	AK	38733	(907) 248-2642	753,361,206	459,728,948	293,632,258	833,065	CW MT PI SU VE
ALEA NORTH AMERICA INS CO	NY	24899	(860) 513-4180	149,075,131	64,834,229	84,240,902	0	CW MT PI SU VE
ALL AMERICA INS CO	OH	20222	(419) 238-1010	240,312,534	126,788,745	113,523,785	1,030,004	CW MT PI SU VE
ALL SAVERS INS CO	IN	82406	(317) 290-8100	18,904,905	7,794,880	11,110,025	946,959	DI LI
ALLEGHENY CASUALTY CO	PA	13285	(814) 336-2521	34,171,318	14,854,316	19,317,003	203,956	SU
ALLEGIANZ INS CO, INC. RRG	HI	11965	(808) 585-3528	15,805,355	10,809,542	4,995,813	734,746	CI
ALLIANCE INTERNATIONAL INS, INC.	AZ	60066	(602) 648-4040	6,067,917	2,246,906	3,821,011	0	UR
ALLIANCE OF NONPROFITS FOR INS, RRG	VT	10023	(802) 229-5042	57,087,097	29,202,178	27,884,919	0	CI
ALLIANT NATIONAL TITLE INS CO, INC.	CO	12309	(303) 682-9800	13,394,371	8,655,154	4,739,217	7,619,675	TI
ALLIANZ GLOBAL RISKS US INS CO	IL	35300	(312) 224-3469	3,099,834,952	2,232,934,043	866,900,909	15,820,904	CW MT PI SU VE
ALLIANZ LIFE AND ANNUITY CO	MN	69604	(763) 765-6500	16,337,605	4,748,947	11,588,659	0	LI
ALLIANZ LIFE INS CO OF NORTH AMERICA	MN	90611	(763) 765-6500	94,322,876,796	88,990,466,426	5,332,410,370	156,920,463	DI LI VA VL
ALLIED EASTERN INDEMNITY CO	PA	11242	(855) 533-3444	37,393,709	26,175,351	11,218,358	0	CW
ALLIED PROFESSIONALS INS CO, RRG	AZ	11710	(480) 607-1602	31,531,900	18,528,597	13,003,304	537,145	RG
ALLIED PROPERTY AND CASUALTY INS CO	IA	42579	(614) 249-7111	318,154,341	260,436,329	57,718,012	3,177,944	CW MT PI SU VE
ALLIED WORLD INS CO	NH	22730	(646) 794-0700	1,435,638,978	567,146,893	868,492,082	0	CW DI MT PI SU VE
ALLIED WORLD NATIONAL ASSURANCE CO	NH	10690	(857) 288-6000	280,404,695	163,485,902	116,918,794	4,557,444	CI DI MT PI SU VE
ALLIED WORLD REINSURANCE CO	NH	22730	<i>Name changed 12/11/12, now known as ALLIED WORLD INS CO</i>					
ALLMERICA FINANCIAL BENEFIT INS CO	MI	41840	(508) 853-7200	30,945,392	11,687	30,933,705	2,660,459	CW DI MT PI SU VE
ALLSTATE ASSURANCE CO	IL	70866	(847) 402-5000	12,075,147	1,385,128	10,690,020	400	LI
ALLSTATE FIRE AND CASUALTY INS CO	IL	29688	(847) 402-5000	141,657,435	1,541,550	140,115,885	169,588,913	CI DI MT PI SU VE
ALLSTATE INDEMNITY CO	IL	19240	(847) 402-5000	148,231,297	4,604,679	143,626,618	79,246,218	CW DI MT PI SU VE
ALLSTATE INS CO	IL	19232	(847) 402-5000	42,133,104,688	25,872,226,858	16,260,877,830	77,554,125	CW DI MT PI SU VE
ALLSTATE LIFE INS CO	IL	60186	(847) 402-5000	51,808,172,624	48,425,241,299	3,382,931,325	26,480,865	DI LI VA VL
ALLSTATE PROPERTY AND CASUALTY INS CO	IL	17230	(847) 402-5000	204,398,932	6,561,044	197,837,888	103,898,407	CI DI MT PI SU VE
ALLSTATE VEHICLE AND PROPERTY INS CO	IL	37907	(847) 402-5000	22,705,655	161,134	22,544,521	4,629,810	CI DI MT PI VE
ALPHA DENTAL OF ARIZONA, INC.	AZ	95366	(415) 974-8578	448,252	187,158	261,094	568,775	PD
ALPHA PROPERTY & CASUALTY INS CO	WI	38156	(972) 690-5500	36,857,180	23,218,298	13,638,882	6,153,588	CI PI VE

Company Name Abbreviations:

CO = COMPANY CORP = CORPORATION INS = INSURANCE RRG = RISK RETENTION GROUP

Authorized Lines:

CE = CERTIFICATE OF EXEMPTION (WITH LINES OF AUTHORITY)
 CI = CASUALTY CP = CAPTIVE INSURER CW = CASUALTY WITH WORKERS' COMPENSATION DI = DISABILITY DS = DENTAL SERVICE
 HC = HEALTH CARE SERVICES ORGANIZATION HS = HOSPITAL SERVICE LC = LIFE CARE PROVIDER LP = LIFE CARE PROVIDER PROVISIONAL PERMIT
 LI = LIFE LR = LIFE AND DISABILITY REINSURANCE MG = MORTGAGE GUARANTY MR = MECHANICAL REIMBURSEMENT REINSURANCE MS = MEDICAL SERVICE
 MT = MARINE AND TRANSPORTATION OS = OPTOMETRIC SERVICE PD = PREPAID DENTAL PLAN PI = PROPERTY PL = PREPAID LEGAL
 RG = DOMESTIC RISK RETENTION GROUP SU = SURETY TI = TITLE UR = UNAFFILIATED CREDIT LIFE AND DISABILITY REINSURANCE VA = VARIABLE ANNUITY
 VE = VEHICLE VL = VARIABLE LIFE

Financial information is as of 12/31/2012 unless alternative fiscal year end is indicated.

† Fiscal year financial information due August 1 or November 1, 2013 pursuant to A.R.S. § 20-1083.

‡ Financial information was not required during this period or is not available due to regulatory action or notification of merger or withdrawal.

* DBA (Doing Business As)

INSURERS AUTHORIZED IN ARIZONA AS OF DECEMBER 31, 2012 - (continued)

NAME	DOMICILE	NAIC #	TELEPHONE	ASSETS	LIABILITIES	CAPITAL & SURPLUS	ARIZONA PREMIUMS	AUTHORIZED LINES
ALTERRA AMERICA INS CO	DE	21296	(804) 287-6900	145,424,095	51,593,483	93,830,612	1,158,105	CI DI MT PI SU VE
AMALGAMATED LIFE INS CO	NY	60216	(914) 367-5000	88,555,430	46,347,556	42,207,874	58,874	DI LI
AMBAC ASSURANCE CORP	WI	18708	(212) 668-0340	5,808,198,462	5,708,198,462	100,000,000	37,815	SU
AMCO INS CO	IA	19100	(614) 249-7111	1,057,515,830	628,358,563	429,157,267	42,999,530	CW MT PI SU VE
AMERICAN ACCESS CASUALTY CO	IL	10730	(630) 645-7750	170,841,758	117,578,894	53,262,865	6,741,573	VE
AMERICAN AGRI-BUSINESS INS CO	TX	12548	(806) 473-0333	738,114,605	713,404,726	24,709,879	933	PI
AMERICAN AGRICULTURAL INS CO	IN	10103	(847) 969-2900	1,041,034,284	600,912,893	440,121,391	0	CI MT PI SU VE
AMERICAN ALTERNATIVE INS CORP	DE	19720	(609) 243-4200	464,716,934	308,484,553	156,232,382	11,051,428	CW DI MT PI SU VE
AMERICAN ASSOCIATION OF ORTHODONTISTS INS. CO. (A RRG)	AZ	10232	(480) 563-2315	37,354,236	26,434,956	10,919,280	362,646	RG
AMERICAN AUTOMOBILE INS CO	MO	21849	(415) 899-2000	188,047,076	27,534,673	160,512,402	7,808,971	CW DI MT PI SU VE
AMERICAN BANKERS INS CO OF FLORIDA	FL	10111	(305) 253-2244	1,707,524,560	1,201,055,685	506,468,875	16,819,805	CI DI MT PI SU VE
AMERICAN BANKERS LIFE ASSURANCE CO OF FLORIDA	FL	60275	(305) 253-2244	553,798,165	486,463,780	67,334,385	1,114,152	DI LI
AMERICAN BENEFIT LIFE INS CO	OK	66001	(469) 522-4400	78,184,375	66,841,653	11,342,722	0	SUSPENDED
AMERICAN BUILDERS INS CO RRG, INC.	MT	12631	(202) 471-5944	1,230,700	438,623	792,077	0	CI
AMERICAN BUSINESS & MERCANTILE INS MUTUAL, INC.	DE	40789	(312) 346-8100	51,283,927	23,836,041	27,447,886	113,649	CW MT PI
AMERICAN BUSINESS & PERSONAL INS MUTUAL, INC.	DE	40789	<i>Name changed 10/15/12, now known as AMERICAN BUSINESS & MERCANTILE INS MUTUAL, INC.</i>					
AMERICAN CASUALTY CO OF READING, PENNSYLVANIA	PA	20427	(312) 822-5000	136,634,929	28,311	136,606,618	10,645,987	CW DI MT PI SU VE
AMERICAN CENTENNIAL INS CO	DE	10391	(302) 479-2100	42,941,938	31,690,928	11,251,010	0	CI DI MT PI SU VE
AMERICAN CLASSIC REINSURANCE CO	AZ	69595	(602) 648-4040	1,006,527	176,742	829,786	0	LR
AMERICAN COMMERCE INS CO	OH	19941	(508) 922-8276	312,778,669	194,627,508	118,151,160	7,612,568	CI DI MT PI SU VE
AMERICAN COMMUNITY MUTUAL INS CO	MI	60305	(734) 591-4645	Financial Information Not Available ‡				REHABILITATION
AMERICAN CONCEPT INS CO	RI	31909	(401) 453-7163	Financial Information Not Available ‡				CI MT PI VE
AMERICAN CONTINENTAL INS CO	TN	12321	(800) 264-4000	98,197,380	40,664,320	57,533,060	1,152,686	DI LI
AMERICAN CONTRACTORS INDEMNITY CO	CA	10216	(310) 649-0990	380,441,423	289,168,456	91,272,968	1,648,434	SU
AMERICAN CONTRACTORS INS. CO., RRG	TX	12300	(972) 702-9004	18,842,272	11,589,017	7,253,255	865,116	CI
AMERICAN ECONOMY INS CO	IN	19690	(617) 357-9500	1,219,734,253	1,033,436,358	186,297,895	1,591,837	CW MT PI SU VE
AMERICAN EMPIRE INS CO	OH	37990	(513) 369-3000	33,537,389	11,349,056	22,188,333	0	CI MT PI VE
AMERICAN EQUITY INS CO	AZ	43117	(651) 688-4100	99,739,735	356,585	99,383,150	0	CI MT PI SU VE
AMERICAN EQUITY INVESTMENT LIFE INS CO	IA	92738	(515) 221-0002	28,078,993,081	26,420,063,750	1,658,929,332	135,117,746	LI VA VL
AMERICAN EXCESS INS EXCHANGE	VT	10903	(802) 863-4400	406,894,452	169,004,220	237,890,232	1,104,000	CI
AMERICAN FAMILY HOME INS CO	FL	23450	(513) 943-7200	506,148,956	352,406,184	153,742,772	3,105,656	CW MT PI SU VE
AMERICAN FAMILY LIFE ASSURANCE CO OF COLUMBUS	NE	60380	(706) 660-7081	115,346,667,994	106,454,909,925	8,891,758,069	62,549,874	DI LI
AMERICAN FAMILY LIFE INS CO	WI	60399	(608) 249-2111	4,839,910,094	4,103,520,778	736,389,316	22,140,186	DI LI VA VL
AMERICAN FAMILY MUTUAL INS CO	WI	19275	(608) 249-2111	12,038,890,470	6,873,930,921	5,164,959,549	303,778,933	CW DI MT PI SU VE
AMERICAN FARMERS & RANCHERS INS CO	OK	37931	(405) 218-5400	9,163,922	1,361,027	7,802,895	0	CI DI PI SU VE
AMERICAN FEDERATION INS CO	MI	43699	<i>Name changed 1/1/12, now known as FARMERS SPECIALTY INS CO</i>					

Company Name Abbreviations:

CO = COMPANY CORP = CORPORATION INS = INSURANCE RRG = RISK RETENTION GROUP

Authorized Lines:

CE = CERTIFICATE OF EXEMPTION (WITH LINES OF AUTHORITY)

CI = CASUALTY CP = CAPTIVE INSURER CW = CASUALTY WITH WORKERS' COMPENSATION DI = DISABILITY DS = DENTAL SERVICE

HC = HEALTH CARE SERVICES ORGANIZATION HS = HOSPITAL SERVICE LC = LIFE CARE PROVIDER LP = LIFE CARE PROVIDER PROVISIONAL PERMIT

LI = LIFE LR = LIFE AND DISABILITY REINSURANCE MG = MORTGAGE GUARANTY MR = MECHANICAL REIMBURSEMENT REINSURANCE MS = MEDICAL SERVICE

MT = MARINE AND TRANSPORTATION OS = OPTOMETRIC SERVICE PD = PREPAID DENTAL PLAN PI = PROPERTY PL = PREPAID LEGAL

RG = DOMESTIC RISK RETENTION GROUP SU = SURETY TI = TITLE UR = UNAFFILIATED CREDIT LIFE AND DISABILITY REINSURANCE VA = VARIABLE ANNUITY

VE = VEHICLE VL = VARIABLE LIFE

Financial information is as of 12/31/2012 unless alternative fiscal year end is indicated.

† Fiscal year financial information due August 1 or November 1, 2013 pursuant to A.R.S. § 20-1083.

‡ Financial information was not required during this period or is not available due to regulatory action or notification of merger or withdrawal.

* DBA (Doing Business As)

INSURERS AUTHORIZED IN ARIZONA AS OF DECEMBER 31, 2012 - (continued)

NAME	DOMICILE	NAIC #	TELEPHONE	ASSETS	LIABILITIES	CAPITAL & SURPLUS	ARIZONA PREMIUMS	AUTHORIZED LINES
AMERICAN FIDELITY ASSURANCE CO	OK	60410	(405) 523-2000	4,358,084,068	4,049,169,023	308,915,043	11,293,238	DI LI VA
AMERICAN FIDELITY LIFE INS CO	FL	60429	(850) 456-7401	450,469,062	380,497,289	69,971,773	242,388	DI LI
AMERICAN FINANCIAL SECURITY LIFE INS CO	MO	69337	(913) 341-1190	4,723,875	231,393	4,492,481	574	SUSPENDED
AMERICAN FIRE AND CASUALTY CO	NH	24066	(617) 357-9500	177,463,340	130,976,672	46,486,668	1,150,111	CW MT PI SU VE
AMERICAN FUJI FIRE AND MARINE INS CO	IL	40398	(860) 368-2000	94,635,769	20,196,453	74,439,316	0	CW DI MT PI SU VE
AMERICAN GENERAL INDEMNITY CO	IL	24376	(860) 368-2000	8,670,306	103,750	8,566,556	0	CI DI MT PI VE
AMERICAN GENERAL LIFE INS CO	TX	60488	(713) 522-1111	149,627,538,167	138,113,053,483	11,514,484,684	133,987,662	DI LI VA VL
AMERICAN GENERAL PROPERTY INS CO	TN	31208	(860) 368-2000	35,426,141	10,945,654	24,480,487	0	DI PI
AMERICAN GUARANTEE AND LIABILITY INS CO	NY	26247	(847) 605-6000	299,468,827	118,167,797	181,301,030	12,092,542	CW DI MT PI SU VE
AMERICAN GUARANTY TITLE INS CO	OK	51411	(405) 942-4848	23,260,717	8,641,605	14,619,112	2,050,629	TI
AMERICAN HALLMARK INS CO OF TEXAS	TX	43494	(817) 348-1600	261,919,725	160,780,974	101,138,751	546,863	CI MT PI SU VE
AMERICAN HEALTH AND LIFE INS CO	TX	60518	(817) 348-7500	971,996,766	737,344,686	234,652,080	1,208,897	DI LI
AMERICAN HEALTHCARE INDEMNITY CO	DE	39152	(310) 551-5900	173,636,936	141,404,925	32,232,011	0	CI PI SU
AMERICAN HERITAGE LIFE INS CO	FL	60534	(904) 992-1776	1,710,659,697	1,374,849,835	335,809,862	9,104,433	DI LI
AMERICAN HOME ASSURANCE CO	NY	19380	(212) 770-7000	24,302,299,692	18,297,957,433	6,004,342,259	(969,851)	CW DI MT PI SU VE
AMERICAN HOME LIFE INS CO	KS	60542	(785) 235-6276	228,123,948	211,532,321	16,591,627	616,709	DI LI
AMERICAN HONDA INS CORP	FY Ending 03/31/2012 AZ	13603	(808) 521-1121	Financial Information Not Available				CP
AMERICAN INCOME LIFE INS CO	IN	60577	(254) 751-8600	2,518,322,969	2,298,578,571	219,744,398	8,657,488	DI LI
AMERICAN INS CO, THE	OH	21857	(415) 899-2000	370,082,939	57,826,030	312,256,909	11,469,396	CW MT PI SU VE
AMERICAN INTERSTATE INS CO	LA	31895	(337) 463-9052	1,001,760,532	677,828,469	323,932,063	41,761	CW PI
AMERICAN LABOR LIFE INS CO	AZ	89427	(717) 872-8576	7,614,039	2,119,934	5,494,105	16,373	DI LI
AMERICAN LIBERTY INS CO, INC.	UT	12200	(801) 226-8008	7,350,791	6,037,296	1,313,496	4,254,612	CW
AMERICAN LIFE & SECURITY CORP.	AZ	67253	(719) 457-7562	13,077,012	11,095,399	1,981,613	2,411,461	DI LI
AMERICAN MANUFACTURERS MUTUAL INS CO	IL	30562	(847) 320-2000	Financial Information Not Available ‡				REHABILITATION
AMERICAN MATURITY LIFE INS CO	CT	81213	(860) 547-5000	59,952,386	13,103,094	46,849,292	65,000	DI LI VA
AMERICAN MEDICAL AND LIFE INS CO	NY	81418	(646) 223-9300	24,235,730	17,753,303	6,482,427	1,094,510	DI LI
AMERICAN MEDICAL SECURITY LIFE INS CO	WI	97179	(920) 661-6020	48,992,928	25,228,944	23,763,984	5,266,472	DI LI
AMERICAN MEMORIAL LIFE INS CO	SD	67989	(605) 399-3643	2,345,820,596	2,242,927,724	102,892,872	10,747,020	DI LI
AMERICAN MERCURY INS CO	OK	16810	(405) 621-6585	323,386,466	200,422,617	122,963,849	1,459,730	CI MT PI SU VE
AMERICAN MINING INS CO, INC.	AL	15911	(205) 823-4496	30,124,603	6,612,450	23,512,153	741,451	CW MT PI VE
AMERICAN MODERN HOME INS CO	OH	23469	(800) 543-2644	1,156,589,865	766,798,928	389,790,936	7,227,106	CW DI MT PI SU VE
AMERICAN MODERN LIFE INS CO	OH	65811	(651) 665-3500	58,821,838	35,754,219	23,067,619	96,162	DI LI
AMERICAN MODERN SELECT INS CO	OH	38652	(800) 759-9008	236,597,358	200,350,308	36,247,050	12,146,699	CI MT PI VE
AMERICAN MOTORISTS INS CO	IL	22918	(847) 320-2000	Financial Information Not Available ‡				REHABILITATION
AMERICAN NATIONAL GENERAL INS CO	MO	39942	(417) 887-0220	103,289,903	48,398,330	54,891,573	3,103,850	CI MT PI VE
AMERICAN NATIONAL INS CO	TX	60739	(409) 766-4661	17,787,332,833	15,527,064,943	2,260,267,890	32,438,838	DI LI VA VL

Company Name Abbreviations:

CO = COMPANY CORP = CORPORATION INS = INSURANCE RRG = RISK RETENTION GROUP

Authorized Lines:

CE = CERTIFICATE OF EXEMPTION (WITH LINES OF AUTHORITY)

CI = CASUALTY CP = CAPTIVE INSURER CW = CASUALTY WITH WORKERS' COMPENSATION DI = DISABILITY DS = DENTAL SERVICE

HC = HEALTH CARE SERVICES ORGANIZATION HS = HOSPITAL SERVICE LC = LIFE CARE PROVIDER LP = LIFE CARE PROVIDER PROVISIONAL PERMIT

LI = LIFE LR = LIFE AND DISABILITY REINSURANCE MG = MORTGAGE GUARANTY MR = MECHANICAL REIMBURSEMENT REINSURANCE MS = MEDICAL SERVICE

MT = MARINE AND TRANSPORTATION OS = OPTOMETRIC SERVICE PD = PREPAID DENTAL PLAN PI = PROPERTY PL = PREPAID LEGAL

RG = DOMESTIC RISK RETENTION GROUP SU = SURETY TI = TITLE UR = UNAFFILIATED CREDIT LIFE AND DISABILITY REINSURANCE VA = VARIABLE ANNUITY

VE = VEHICLE VL = VARIABLE LIFE

Financial information is as of 12/31/2012 unless alternative fiscal year end is indicated.

† Fiscal year financial information due August 1 or November 1, 2013 pursuant to A.R.S. § 20-1083.

‡ Financial information was not required during this period or is not available due to regulatory action or notification of merger or withdrawal.

* DBA (Doing Business As)

INSURERS AUTHORIZED IN ARIZONA AS OF DECEMBER 31, 2012 - (continued)

NAME	DOMICILE	NAIC #	TELEPHONE	ASSETS	LIABILITIES	CAPITAL & SURPLUS	ARIZONA PREMIUMS	AUTHORIZED LINES
AMERICAN NATIONAL LIFE INS CO OF TEXAS	TX	71773	(409) 763-4661	133,495,579	94,315,259	39,180,320	763,066	DI LI
AMERICAN NATIONAL PROPERTY AND CASUALTY CO	MO	28401	(417) 887-4990	1,105,772,495	610,279,829	495,492,666	16,509,071	CW DI MT PI SU VE
AMERICAN NETWORK INS CO	PA	81078	(610) 965-2222	Financial Information Not Available ‡				REHABILITATION
AMERICAN PET INS CO	NY	12190	(888) 738-7478	17,504,158	5,709,697	11,794,461	528,859	MT
AMERICAN PHOENIX LIFE AND REASSURANCE CO	CT	91785	(860) 403-5000	17,955,407	2,676,847	15,278,560	0	DI LI
AMERICAN PIONEER LIFE INS CO	FL	60763	(407) 995-8000	81,031,420	62,785,419	18,246,001	546,348	DI LI
AMERICAN PRIDE CAPTIVE INS CO	AZ	---	(602) 734-5764	Financial Information Not Available				CP
AMERICAN PUBLIC LIFE INS CO	OK	60801	(601) 936-6600	75,106,688	56,400,374	18,706,314	1,061,557	DI LI
AMERICAN RELIABLE INS CO	AZ	19615	(480) 483-8666	281,807,630	188,139,500	93,668,130	9,542,166	CW DI MT PI SU VE
AMERICAN REPUBLIC CORP INS CO	NE	67679	(515) 245-2000	26,721,116	19,054,110	7,667,006	1,445,356	DI LI
AMERICAN REPUBLIC INS CO	IA	60836	(515) 245-2000	522,675,061	236,313,478	286,361,583	10,768,342	DI LI
AMERICAN RETIREMENT LIFE INS CO	OH	88366	(512) 451-2224	5,669,908	233,104	5,436,804	0	DI LI
AMERICAN ROAD INS CO, THE	MI	19631	(313) 337-1102	482,831,752	268,794,815	214,036,937	731,630	CI MT PI SU VE
AMERICAN SAFETY CASUALTY INS CO	OK	39969	(770) 916-1908	162,666,480	83,729,369	78,937,111	742,508	CW MT PI SU
AMERICAN SAFETY RRG, INC.	VT	25448	(770) 916-1908	20,700,430	10,867,813	9,832,617	67,536	CI
AMERICAN SAVINGS LIFE INS CO	AZ	91910	(480) 835-5000	40,852,059	28,633,138	12,218,921	1,351,871	DI LI
AMERICAN SECURITY INS CO	DE	42978	(770) 763-1000	1,949,336,062	1,246,253,818	703,082,244	20,207,269	CI DI MT PI SU VE
AMERICAN SELECT INS CO	OH	19992	(330) 887-0101	197,477,563	121,956,934	75,520,629	4,298	CW DI MT PI VE
AMERICAN SENTINEL INS CO	PA	17965	(717) 540-0600	27,845,829	13,784,093	14,061,736	54,365	CW DI MT PI VE
AMERICAN SERVICE INS CO, INC.	IL	42897	(847) 472-6700	111,578,123	72,952,842	38,625,281	168,456	CI MT PI SU VE
AMERICAN SOUTHERN HOME INS CO	FL	41998	(800) 543-2644	126,941,492	91,827,303	35,114,189	291,587	CI MT PI SU VE
AMERICAN SOUTHERN INS CO	KS	10235	(404) 266-9599	95,764,964	58,817,477	36,947,487	756,403	CI PI SU VE
AMERICAN SPECIALTY HEALTH INS CO	IL	84697	(858) 754-2000	9,241,069	1,649,742	7,591,327	0	DI LI
AMERICAN STANDARD INS CO OF WISCONSIN	WI	19283	(608) 249-2111	384,624,810	73,893,152	310,731,658	17,474,486	CI MT PI VE
AMERICAN STATES INS CO	IN	19704	(617) 357-9500	1,659,490,650	1,410,873,074	248,617,576	2,067,388	CW DI MT PI SU VE
AMERICAN STATES INS CO OF TEXAS	TX	19712	(617) 357-9500	26,788,667	2,815,028	23,973,639	0	CW DI MT PI VE
AMERICAN STATES PREFERRED INS CO	IN	37214	(617) 357-9500	178,630,879	152,064,753	26,566,126	0	CI MT PI SU VE
AMERICAN STRATEGIC INS CORP.	FL	10872	(727) 821-8765	603,947,583	376,199,606	227,747,977	14,692,945	CI MT PI
AMERICAN SUMMIT INS CO	TX	19623	(254) 399-0626	40,473,850	14,712,886	25,760,964	14,350,773	CI DI MT PI SU VE
AMERICAN SURETY CO	IN	31380	(317) 875-8700	13,784,111	2,795,460	10,988,651	26,025	SU
AMERICAN TRUCKING AND TRANSPORTATION INS. CO., A RRG	MT	11534	(406) 523-3934	15,256,443	10,833,587	4,422,856	0	CI VE
AMERICAN UNDERWRITERS LIFE INS CO	AZ	92649	(316) 794-2200	90,526,233	78,636,496	11,889,737	37,659	DI LI
AMERICAN UNITED LIFE INS CO	IN	60895	(317) 285-1877	19,367,685,036	18,484,046,155	883,638,881	29,528,218	DI LI VA VL
AMERICAN ZURICH INS CO	IL	40142	(847) 605-6000	212,740,660	61,760,969	150,979,691	17,457,527	CW DI MT PI SU VE
AMERICAN-AMICABLE LIFE INS CO OF TEXAS	TX	68594	(254) 753-7311	235,840,678	170,904,573	64,936,105	846,030	DI LI
AMERICA'S 1ST CHOICE HEALTH PLANS, INC.	SC	12910	(803) 748-4533	19,173,389	14,080,435	5,092,954	0	DI

Company Name Abbreviations:

CO = COMPANY CORP = CORPORATION INS = INSURANCE RRG = RISK RETENTION GROUP

Authorized Lines:

CE = CERTIFICATE OF EXEMPTION (WITH LINES OF AUTHORITY)
 CI = CASUALTY CP = CAPTIVE INSURER CW = CASUALTY WITH WORKERS' COMPENSATION DI = DISABILITY DS = DENTAL SERVICE
 HC = HEALTH CARE SERVICES ORGANIZATION HS = HOSPITAL SERVICE LC = LIFE CARE PROVIDER LP = LIFE CARE PROVIDER PROVISIONAL PERMIT
 LI = LIFE LR = LIFE AND DISABILITY REINSURANCE MG = MORTGAGE GUARANTY MR = MECHANICAL REIMBURSEMENT REINSURANCE MS = MEDICAL SERVICE
 MT = MARINE AND TRANSPORTATION OS = OPTOMETRIC SERVICE PD = PREPAID DENTAL PLAN PI = PROPERTY PL = PREPAID LEGAL
 RG = DOMESTIC RISK RETENTION GROUP SU = SURETY TI = TITLE UR = UNAFFILIATED CREDIT LIFE AND DISABILITY REINSURANCE VA = VARIABLE ANNUITY
 VE = VEHICLE VL = VARIABLE LIFE

Financial information is as of 12/31/2012 unless alternative fiscal year end is indicated.

† Fiscal year financial information due August 1 or November 1, 2013 pursuant to A.R.S. § 20-1083.

‡ Financial information was not required during this period or is not available due to regulatory action or notification of merger or withdrawal.

* DBA (Doing Business As)

INSURERS AUTHORIZED IN ARIZONA AS OF DECEMBER 31, 2012 - (continued)

NAME	DOMICILE	NAIC #	TELEPHONE	ASSETS	LIABILITIES	CAPITAL & SURPLUS	ARIZONA PREMIUMS	AUTHORIZED LINES
AMERICO FINANCIAL LIFE AND ANNUITY INS CO	TX	61999	(816) 391-2000	3,777,829,350	3,375,542,879	402,286,471	7,468,746	DI LI
AMERIGUARD RRG, INC.	VT	12171	(802) 229-5042	12,210,140	4,700,374	7,509,765	18,322	CI VE
AMERIHEALTH INS CO *	PA	93688	(215) 241-2400	1,335,240,444	623,745,268	711,495,176	0	DI LI
AMERIPRISE INS CO	WI	12504	(920) 330-5100	43,693,304	980,677	42,712,627	0	CI DI MT PI VE
AMERISERV LIFE INS CO	AZ	86550	(602) 254-5866	251,941	42,063	209,877	0	UR
AMERISURE INS CO	MI	19488	(810) 615-9000	690,525,912	478,255,880	212,270,032	5,700,519	CW MT PI SU VE
AMERISURE MUTUAL INS CO	MI	23396	(248) 615-9000	1,843,390,815	1,110,517,542	732,873,273	5,162,509	CW MT PI SU VE
AMERISURE PARTNERS INS CO	MI	11050	(248) 615-9000	58,453,926	44,977,261	13,476,665	2,542,054	CW MT PI SU VE
AMERITAS LIFE INS CORP.	NE	61301	(402) 467-1122	7,997,932,030	6,699,515,218	1,298,416,812	30,862,995	DI LI VA VL
AMEX ASSURANCE CO	IL	27928	(623) 492-3094	269,206,023	72,462,985	196,743,038	4,507,947	CI DI MT PI SU VE
AMFIRST INS CO	OK	60250	(601) 956-2028	23,312,817	6,393,864	16,918,953	15,374	DI LI
AMGUARD INS CO	PA	42390	(800) 673-2465	415,790,969	316,491,819	99,299,150	426,033	CW DI MT PI SU VE
AMICA LIFE INS CO	RI	72222	(401) 334-6000	1,099,501,370	897,446,774	202,054,596	923,083	LI
AMICA MUTUAL INS CO	RI	19976	(401) 334-6000	4,391,182,068	2,013,649,424	2,377,532,644	21,108,813	CI MT PI VE
AMTRUST INS CO OF KANSAS, INC.	KS	15954	(214) 360-8000	29,184,739	16,198,103	12,986,635	3,651,240	CW MT PI SU VE
ANCHOR GENERAL INS CO	CA	40010	(858) 527-3600	69,160,301	49,598,331	19,561,970	1,237,976	CI MT PI VE
ANESTHESIOLOGISTS PROFESSIONAL ASSURANCE CO	FL	37656	(904) 354-5910	61,719,571	33,617,130	28,102,441	70,251	CI
ANNUITY INVESTORS LIFE INS CO	OH	93661	(513) 357-3300	2,693,806,433	2,515,301,389	178,505,044	4,290,590	DI LI VA VL
ANTHEM INS COMPANIES, INC.	IN	28207	(317) 488-6000	2,638,304,103	1,740,210,835	898,093,268	0	CI DI PI VE
ANTHEM LIFE INS CO	IN	61069	(614) 433-8855	565,434,906	478,045,735	87,389,171	351,074	DI LI
APPLE INS CO, INC.	FY Ending 09/27/2012 AZ	14305	(602) 996-7600	Financial Information Not Available				CP
APPLIED MEDICO-LEGAL SOLUTIONS RRG, INC.	AZ	11598	(602) 427-3208	92,319,499	67,201,571	25,117,928	3,789,037	RG
AQUAGUARDIAN INS CO, INC.	AZ	11845	(602) 635-4851	Financial Information Not Available				CP
ARAG INS CO	IA	34738	(515) 246-1200	68,458,633	22,652,842	45,805,791	462,602	PL
ARCADIAN HEALTH PLAN, INC.	WA	12151	(510) 832-0311	143,338,719	71,264,081	72,074,638	46,309,876	HC
ARCH INDEMNITY INS CO	NE	30830	(201) 743-4794	23,421,373	42,682	23,378,691	0	CW MT PI SU VE
ARCH INS CO	MO	11150	(201) 743-4794	2,696,900,436	2,133,417,221	563,483,215	19,253,016	CW DI MT PI SU VE
ARCH REINSURANCE CO	NE	10348	(973) 898-9575	1,315,850,677	493,235,549	822,615,128	0	CW DI MT PI SU VE
ARCHITECTS & ENGINEERS INS CO, INC., A RRG	DE	44148	(800) 437-2342	21,710,546	12,135,490	9,575,056	0	CI
ARCOA RRG, INC.	NV	13177	(202) 741-5944	12,556,189	10,354,774	2,201,415	142,222	CI
ARGONAUT GREAT CENTRAL INS CO	IL	19860	(800) 470-7958	52,973,654	29,745,872	23,227,782	1,114,581	CW MT PI SU VE
ARGONAUT INS CO	IL	19801	(800) 470-7958	1,337,285,269	956,764,630	380,520,640	2,074,140	CW MT PI SU VE
ARGONAUT-MIDWEST INS CO	IL	19828	(800) 470-7958	34,958,425	18,885,803	16,072,621	347,652	CW MT PI SU VE
ARGONAUT-SOUTHWEST INS CO	IL	19844	(800) 470-7958	17,310,413	269,648	17,040,766	0	CW MT PI VE
ARISE BOILER INSPECTION AND INS CO RRG	KY	13580	(502) 489-6110	2,541,430	638,410	1,903,020	1,850	CI
ARIZONA AUTOMOBILE INS CO	AZ	11805	(480) 413-9173	16,707,214	8,455,646	8,251,568	2,379,635	VE

Company Name Abbreviations:

CO = COMPANY CORP = CORPORATION INS = INSURANCE RRG = RISK RETENTION GROUP

Authorized Lines:

CE = CERTIFICATE OF EXEMPTION (WITH LINES OF AUTHORITY)

CI = CASUALTY CP = CAPTIVE INSURER CW = CASUALTY WITH WORKERS' COMPENSATION DI = DISABILITY DS = DENTAL SERVICE

HC = HEALTH CARE SERVICES ORGANIZATION HS = HOSPITAL SERVICE LC = LIFE CARE PROVIDER LP = LIFE CARE PROVIDER PROVISIONAL PERMIT

LI = LIFE LR = LIFE AND DISABILITY REINSURANCE MG = MORTGAGE GUARANTY MR = MECHANICAL REIMBURSEMENT REINSURANCE MS = MEDICAL SERVICE

MT = MARINE AND TRANSPORTATION OS = OPTOMETRIC SERVICE PD = PREPAID DENTAL PLAN PI = PROPERTY PL = PREPAID LEGAL

RG = DOMESTIC RISK RETENTION GROUP SU = SURETY TI = TITLE UR = UNAFFILIATED CREDIT LIFE AND DISABILITY REINSURANCE VA = VARIABLE ANNUITY

VE = VEHICLE VL = VARIABLE LIFE

Financial information is as of 12/31/2012 unless alternative fiscal year end is indicated.

† Fiscal year financial information due August 1 or November 1, 2013 pursuant to A.R.S. § 20-1083.

‡ Financial information was not required during this period or is not available due to regulatory action or notification of merger or withdrawal.

* DBA (Doing Business As)

INSURERS AUTHORIZED IN ARIZONA AS OF DECEMBER 31, 2012 - (continued)

NAME	DOMICILE	NAIC #	TELEPHONE	ASSETS	LIABILITIES	CAPITAL & SURPLUS	ARIZONA PREMIUMS	AUTHORIZED LINES
ARIZONA HOME INS CO	AZ	38490	(800) 993-1155	20,644,822	7,357,894	13,286,928	5,363,954	CI PI
ARIZONA NATIONAL LIFE INS CO	AZ	60018	(319) 398-7979	37,935,494	26,370,467	11,565,027	0	LR
ARK DEFENSE, INC.	AZ	14332	(602) 337-6302	Financial Information Not Available				CP
ARMED FORCES INS EXCHANGE	KS	41459	(913) 727-5500	112,379,835	67,430,835	44,949,000	1,502,639	CI MT PI VE
ARROWOOD INDEMNITY CO	DE	24678	(704) 522-2000	1,554,883,177	1,281,440,830	273,442,347	6,785	CW DI MT PI SU VE
ASPEN AMERICAN INS CO	TX	43460	(860) 258-3500	277,922,904	105,887,625	172,035,279	550,801	CW MT PI SU VE
ASSOCIATED INDEMNITY CORP	CA	21865	(415) 899-2000	90,981,351	9,823,997	81,157,354	615,489	CW DI MT PI SU VE
ASSOCIATED INS CO FOR EXCESS	AZ	14291	(602) 648-4040	Financial Information Not Available				CP
ASSOCIATION OF CERTIFIED MORTGAGE ORIGINATORS RRG, INC.	NV	14425	(800) 226-0793	1,004,843	8,553	996,290	0	CI
ASSURANCE CO OF AMERICA	NY	19305	(847) 605-6000	36,530,774	17,077,553	19,453,222	2,027,930	CW DI MT PI SU VE
ASSURANCEAMERICA INS CO	SC	11558	(770) 952-0200	54,859,718	42,030,021	12,829,697	5,587,043	CI PI VE
ASSURED GUARANTY CORP.	MD	30180	(212) 974-0100	2,962,955,275	2,057,540,590	905,414,685	0	CI SU
ASSURED GUARANTY MUNICIPAL CORP.	NY	18287	(212) 826-0100	4,498,509,986	2,718,458,492	1,780,051,494	1,060,767	CI SU
ASSURED GUARANTY MUNICIPAL INS CO	NY	10843	(212) 974-0100	1,947,692,000	1,156,684,492	791,007,508	0	SU
ASSURED LIFE ASSOCIATION	CO	56499	(303) 792-9777	59,766,168	47,077,120	12,689,048	1,784,890	DI LI
ASSURITY LIFE INS CO	NE	71439	(402) 476-6500	2,419,235,295	2,156,533,706	262,701,592	5,752,825	DI LI
ATHENA ASSURANCE CO	CT	41769	<i>Name changed 12/1/12, now known as TRAVELERS CASUALTY CO, THE</i>					
ATHENE ANNUITY & LIFE ASSURANCE CO	DE	61492	(864) 609-1000	10,481,219,285	10,204,304,458	276,914,827	8,583,342	DI LI VA VL
ATLANTA INTERNATIONAL INS CO	NY	20931	(402) 916-3000	48,310,530	25,732,572	22,577,958	0	CI DI MT PI SU VE
ATLANTIC SPECIALTY INS CO	NY	27154	(781) 332-7000	2,248,366,088	1,531,628,172	716,737,916	9,701,840	CW DI MT PI SU VE
ATRAIUS TRADE CREDIT INS, INC.	MD	25422	(800) 423-6624	84,489,724	21,854,181	62,635,543	349,802	CI
ATTORNEYS' LIABILITY ASSURANCE SOCIETY, INC. A RRG	VT	10639	(312) 697-6900	153,694,779	94,464,153	59,230,626	5,806,811	CI
ATTORNEYS LIABILITY PROTECTION SOCIETY, A RRG	MT	32450	(406) 728-3113	96,048,171	62,402,358	33,645,813	52,147	CI
ATX PREMIER INS CO	TX	37001	(770) 257-1777	6,934,940	6,247	6,928,693	0	VE
AURORA NATIONAL LIFE ASSURANCE CO	CA	61182	(972) 776-8500	3,007,124,370	2,638,453,222	368,671,148	516,236	DI LI
AUSTIN MUTUAL INS CO	MN	13412	(763) 657-8600	112,460,866	88,249,408	24,211,458	6,763,944	CW MT PI VE
AUTO CLUB LIFE INS CO	MI	84522	(734) 779-2085	475,811,016	412,148,736	63,662,280	105,559	DI LI
AUTOMOBILE INS CO OF HARTFORD, CT, THE	CT	19062	(860) 277-0111	983,096,013	687,983,164	295,112,849	11,985,521	CW DI MT PI SU VE
AUTOONE INS CO	NY	34460	(781) 332-7000	70,058,135	56,815,502	13,242,636	0	VE
AUTOONE SELECT INS CO	NY	34479	(781) 332-7000	20,974,609	16,404,806	4,569,803	0	VE
AUTO-OWNERS INS CO	MI	18988	(517) 323-1200	10,308,075,652	3,717,107,597	6,590,968,055	34,032,630	CW DI MT PI SU VE
AUTO-OWNERS LIFE INS CO	MI	61190	(517) 323-1200	3,297,135,135	3,019,660,652	277,474,483	2,359,646	DI LI
AVEMCO INS CO	MD	10367	(301) 694-5700	101,851,841	38,445,432	63,406,409	673,704	CI DI MT PI SU
AVESIS INS INCORPORATED	AZ	11163	(800) 643-1132	9,781,439	5,136,408	4,645,031	3,005,192	DI
AVIATION ALLIANCE INS RRG, INC.	MT	13791	(406) 728-3113	2,812,973	1,771,655	1,041,318	56,053	CI
AVIVA LIFE AND ANNUITY CO	IA	61689	(515) 342-3935	51,044,172,224	48,175,627,794	2,868,544,431	158,966,819	DI LI

Company Name Abbreviations:

CO = COMPANY CORP = CORPORATION INS = INSURANCE RRG = RISK RETENTION GROUP

Authorized Lines:

CE = CERTIFICATE OF EXEMPTION (WITH LINES OF AUTHORITY)

CI = CASUALTY CP = CAPTIVE INSURER CW = CASUALTY WITH WORKERS' COMPENSATION DI = DISABILITY DS = DENTAL SERVICE

HC = HEALTH CARE SERVICES ORGANIZATION HS = HOSPITAL SERVICE LC = LIFE CARE PROVIDER LP = LIFE CARE PROVIDER PROVISIONAL PERMIT

LI = LIFE LR = LIFE AND DISABILITY REINSURANCE MG = MORTGAGE GUARANTY MR = MECHANICAL REIMBURSEMENT REINSURANCE MS = MEDICAL SERVICE

MT = MARINE AND TRANSPORTATION OS = OPTOMETRIC SERVICE PD = PREPAID DENTAL PLAN PI = PROPERTY PL = PREPAID LEGAL

RG = DOMESTIC RISK RETENTION GROUP SU = SURETY TI = TITLE UR = UNAFFILIATED CREDIT LIFE AND DISABILITY REINSURANCE VA = VARIABLE ANNUITY

VE = VEHICLE VL = VARIABLE LIFE

Financial information is as of 12/31/2012 unless alternative fiscal year end is indicated.

† Fiscal year financial information due August 1 or November 1, 2013 pursuant to A.R.S. § 20-1083.

‡ Financial information was not required during this period or is not available due to regulatory action or notification of merger or withdrawal.

* DBA (Doing Business As)

INSURERS AUTHORIZED IN ARIZONA AS OF DECEMBER 31, 2012 - (continued)

NAME	DOMICILE	NAIC #	TELEPHONE	ASSETS	LIABILITIES	CAPITAL & SURPLUS	ARIZONA PREMIUMS	AUTHORIZED LINES
AXA ART INS CORP	NY	29530	(212) 415-8400	61,642,676	31,760,446	29,882,230	336,048	CI MT PI VE
AXA CORPORATE SOLUTIONS LIFE REINSURANCE CO	DE	68365	(201) 743-7217	1,174,333,057	975,227,285	199,105,772	0	LI
AXA EQUITABLE LIFE AND ANNUITY CO	CO	62880	(201) 743-5159	526,441,667	461,595,165	64,846,502	127,901	LI VA VL
AXA EQUITABLE LIFE INS CO	NY	62944	(212) 554-1234	144,827,240,049	140,137,846,235	4,689,393,814	158,792,591	DI LI VA VL
AXA INS CO	NY	33022	(212) 658-8743	193,165,983	72,476,805	120,689,178	298,710	CW DI MT PI SU VE
AXA RE ARIZONA CO	AZ	14355	(602) 230-7000	Financial Information Not Available				CP
AXIS INS CO	IL	37273	(678) 746-9000	1,196,493,423	657,616,131	538,877,292	7,104,873	CW DI MT PI SU VE
AXIS REINSURANCE CO	NY	20370	(678) 746-9400	2,501,184,513	1,744,382,633	756,801,880	334,575	CW DI MT PI SU VE
AXIS SPECIALTY INS CO	CT	15610	(678) 746-9400	93,558,717	28,641,254	64,917,463	2	DI
AZUL INS CO LIMITED	AZ	14288	(602) 427-3200	Financial Information Not Available				CP
BADGER MUTUAL INS CO	WI	13420	(414) 383-1234	158,003,294	95,729,142	62,274,152	6,116,000	CW DI MT PI SU VE
BALBOA INS CO	CA	24813	(949) 222-8000	580,822,086	139,257,024	441,565,062	4,490,515	CI DI MT PI SU VE
BALBOA LIFE INS CO	CA	68160	(651) 665-3500	56,771,854	12,663,651	44,108,204	354,045	DI LI
BALTIMORE LIFE INS CO, THE	MD	61212	(410) 581-6600	1,004,611,726	934,192,024	70,419,702	1,256,836	DI LI
BANCINSURE, INC.	OK	18538	(405) 416-5200	57,375,451	57,152,914	222,537	(21,778)	CW DI MT PI SU VE
BANKERS FIDELITY LIFE INS CO	GA	61239	(404) 266-5600	128,671,502	95,612,106	33,059,396	261,111	DI LI
BANKERS INS CO	FL	33162	(727) 823-4000	128,694,785	73,553,090	55,141,695	268,778	CI MT PI SU VE
BANKERS LIFE AND CASUALTY CO	IL	61263	(312) 396-6000	14,941,303,395	14,026,677,951	914,625,444	26,621,279	DI LI
BANKERS LIFE INS CO	FL	81043	(727) 823-4000	177,310,199	156,116,621	21,193,578	567,018	DI LI
BANKERS RESERVE LIFE INS CO OF WISCONSIN	WI	71013	(314) 505-6143	409,443,694	210,819,610	198,624,084	0	DI LI
BANKERS STANDARD INS CO	PA	18279	(215) 640-1000	426,020,942	307,624,802	118,396,140	8,749,754	CW DI MT PI SU VE
BANNER LIFE INS CO	MD	94250	(301) 279-4800	1,703,819,121	1,244,819,227	458,999,894	12,856,487	DI LI
BANNER MEDISUN, INC.	AZ	95982	Name changed 9/6/12, now known as MEDISUN, INC.					
BAPTIST LIFE ASSOCIATION	NY	57223	(716) 633-4393	31,324,780	30,528,440	796,340	3,017	DI LI
BAR PLAN MUTUAL INS CO, THE	MO	29513	(314) 965-3333	49,476,172	33,869,515	15,606,657	200	SU
BCS INS CO	OH	38245	(630) 472-7700	254,500,945	102,622,199	151,878,746	3,829,890	CI DI MT
BEAZLEY INS CO, INC.	CT	37540	(860) 677-3700	237,009,995	117,628,525	119,381,470	1,600,146	CI DI MT PI SU VE
BENCHMARK INS CO	KS	41394	(952) 974-2200	136,882,441	86,747,838	50,134,603	231,206	CW DI PI VE
BENEFICIAL LIFE INS CO	UT	61395	(801) 933-1100	3,090,327,857	2,544,343,468	545,984,389	4,418,775	DI LI
BERKLEY INS CO	DE	32603	(203) 542-3800	10,223,837,721	5,567,586,365	4,656,251,357	1,941,743	CW DI MT PI SU
BERKLEY LIFE AND HEALTH INS CO	IA	64890	(203) 542-3800	148,738,849	65,392,602	83,346,247	2,515,090	DI LI
BERKLEY NATIONAL INS CO	IA	38911	(630) 210-0360	63,310,124	14,776,402	48,533,722	38,659	CW DI MT PI SU VE
BERKLEY REGIONAL INS CO	DE	29580	(515) 473-3000	2,700,795,389	1,983,482,209	717,313,180	1,412,781	CW MT PI SU VE
BERKSHIRE HATHAWAY ASSURANCE CORP	NY	13070	(402) 536-3000	1,841,236,717	691,939,969	1,149,296,748	0	SU
BERKSHIRE HATHAWAY HOMESTATE INS CO	NE	20044	(402) 393-7255	1,082,981,359	345,942,019	737,039,340	4,609,782	CW MT PI SU VE
BERKSHIRE HATHAWAY LIFE INS CO OF NEBRASKA	NE	62345	(402) 536-3000	10,938,168,700	8,699,730,970	2,238,437,730	0	LI

Company Name Abbreviations:

CO = COMPANY CORP = CORPORATION INS = INSURANCE RRG = RISK RETENTION GROUP

Authorized Lines:

CE = CERTIFICATE OF EXEMPTION (WITH LINES OF AUTHORITY)

CI = CASUALTY CP = CAPTIVE INSURER CW = CASUALTY WITH WORKERS' COMPENSATION DI = DISABILITY DS = DENTAL SERVICE

HC = HEALTH CARE SERVICES ORGANIZATION HS = HOSPITAL SERVICE LC = LIFE CARE PROVIDER LP = LIFE CARE PROVIDER PROVISIONAL PERMIT

LI = LIFE LR = LIFE AND DISABILITY REINSURANCE MG = MORTGAGE GUARANTY MR = MECHANICAL REIMBURSEMENT REINSURANCE MS = MEDICAL SERVICE

MT = MARINE AND TRANSPORTATION OS = OPTOMETRIC SERVICE PD = PREPAID DENTAL PLAN PI = PROPERTY PL = PREPAID LEGAL

RG = DOMESTIC RISK RETENTION GROUP SU = SURETY TI = TITLE UR = UNAFFILIATED CREDIT LIFE AND DISABILITY REINSURANCE VA = VARIABLE ANNUITY

VE = VEHICLE VL = VARIABLE LIFE

Financial information is as of 12/31/2012 unless alternative fiscal year end is indicated.

† Fiscal year financial information due August 1 or November 1, 2013 pursuant to A.R.S. § 20-1083.

‡ Financial information was not required during this period or is not available due to regulatory action or notification of merger or withdrawal.

* DBA (Doing Business As)

INSURERS AUTHORIZED IN ARIZONA AS OF DECEMBER 31, 2012 - (continued)

NAME	DOMICILE	NAIC #	TELEPHONE	ASSETS	LIABILITIES	CAPITAL & SURPLUS	ARIZONA PREMIUMS	AUTHORIZED LINES
BERKSHIRE LIFE INS CO OF AMERICA	MA	71714	(413) 395-4224	3,209,248,070	2,665,884,842	543,363,227	10,717,846	DI LI
BEST LIFE AND HEALTH INS CO	TX	90638	(949) 253-4080	14,535,506	4,880,090	9,655,416	666,401	DI LI
BETTER LIFE AND HEALTH INS CO	AZ	60032	(914) 712-0600	1,978,742	138,751	1,839,991	0	LR
BEVERLY HILLS LIFE INS CO	AZ	92886	(847) 572-6860	163,835	21,882	141,953	0	LR
BIRD INS CO	AZ	12996	(480) 600-0482	333,327	16,485	316,842	0	LI
BITUMINOUS CASUALTY CORP	IL	20095	(309) 786-5401	719,804,772	445,592,515	274,212,257	1,114,959	CW MT PI SU VE
BITUMINOUS FIRE AND MARINE INS CO	IL	20109	(309) 786-5401	450,626,680	299,995,864	150,630,816	253,217	CW MT PI SU VE
BLACK DIAMOND INS, INC.	FY Ending 07/31/2012 AZ	14315	(303) 388-5688	Financial Information Not Available				CP
BLUE CROSS AND BLUE SHIELD OF ARIZONA, INC.	AZ	53589	(602) 864-4100	1,456,719,597	548,245,593	908,474,004	1,461,659,961	DS HS MS
BLUE CROSS BLUE SHIELD OF ARIZONA ADVANTAGE *	AZ	95982	(623) 974-7444	32,983,520	14,153,103	18,830,417	239,037,856	HC
BOND SAFEGUARD INS CO	IL	27081	(502) 253-6500	77,995,429	48,650,428	29,345,000	575,361	SU
BONDED BUILDERS INS CO, A RRG	NV	13010	(202) 471-5944	2,607,682	1,448,519	1,159,163	0	CI
BOSTON MUTUAL LIFE INS CO	MA	61476	(781) 828-7000	1,138,430,655	1,012,440,741	125,989,914	392,419	DI LI
BOWTIE LIFE INS CO	AZ	---	(847) 572-6860	Financial Information Not Available †				UR
BRADSTREET ASSURANCE ASSOCIATES, INC.	FY Ending 04/30/2012 AZ	14280	(480) 682-4985	Financial Information Not Available				CP
BRISTOL WEST INS CO	OH	19658	(800) 338-2560	139,844,368	94,877,571	44,966,797	0	CI PI VE
BROKERS NATIONAL LIFE ASSURANCE CO	AR	74900	(732) 212-6860	25,697,171	6,568,256	19,128,915	4,320	DI LI
BROTHERHOOD MUTUAL INS CO	IN	13528	(219) 482-8668	384,885,706	225,170,962	159,714,744	7,795,403	CW DI MT PI SU VE
BRS INS CO	AZ	---	(602) 427-3208	Financial Information Not Available				CP
BUCKEYE STATE MUTUAL INS CO, THE	OH	16713	(937) 778-5000	63,624,310	45,632,438	17,991,872	0	CI PI VE
BUCKTAIL LIFE INS CO	AZ	94633	(602) 200-6900	3,243,227	56,883	3,186,346	0	LR
BUILD AMERICA MUTUAL ASSURANCE CO	NY	14380	(212) 257-6150	491,173,909	7,457,782	483,716,127	0	SU
C B I INS CO	AZ	82996	(602) 254-5866	3,413,081	491,942	2,921,139	0	UR
C.M. LIFE INS CO	CT	93432	(413) 788-8411	8,594,343,893	7,633,504,646	960,839,247	5,799,569	DI LI VA VL
CALIFORNIA CAPITAL INS CO	CA	13544	(408) 649-1155	536,578,154	246,907,072	289,671,082	0	CI MT PI
CALIFORNIA CASUALTY & FIRE INS CO	CA	27464	(650) 574-4000	59,615,889	31,929,347	27,686,543	0	CI MT PI VE
CALIFORNIA CASUALTY GENERAL INS CO OF OREGON	OR	35955	(650) 574-4000	104,099,281	70,726,057	33,373,224	8,847,902	CI MT PI VE
CALIFORNIA CASUALTY INDEMNITY EXCHANGE	CA	20117	(415) 574-4000	557,587,652	237,604,502	319,983,150	3,031,275	CI MT PI VE
CALIFORNIA CASUALTY INS CO	OR	20125	(650) 574-4000	120,371,273	30,649,162	89,722,110	5,432	CI MT PI VE
CALIFORNIA INS CO	CA	38865	(402) 827-3424	443,880,546	199,219,123	244,661,423	2,063,420	CW DI MT PI SU VE
CALIFORNIA MEDICAL GROUP INS CO RRG	AZ	12180	(602) 648-4040	13,838,564	7,096,620	6,741,944	0	RG
CAMBRIDGE ARIZONA INS CO	AZ	14671	(480) 682-4983	Financial Information Not Available				CP
CAMDEN FIRE INS ASSOCIATION, THE	NJ	21946	(781) 332-7000	16,658,166	547,224	16,110,942	0	CW MT PI SU VE
CAMICO MUTUAL INS CO	CA	36340	(650) 802-2500	110,254,555	72,055,964	38,198,592	1,039,912	CI
CAMPMED CASUALTY & INDEMNITY CO, INC.	NH	12260	(508) 853-7200	19,264,339	20,108	19,244,231	(200)	CI MT PI SU
CANADA LIFE ASSURANCE CO, THE	CANADA	80659	(303) 737-3000	4,766,671,266	4,601,488,273	165,182,993	1,115,561	DI LI

Company Name Abbreviations:

CO = COMPANY CORP = CORPORATION INS = INSURANCE RRG = RISK RETENTION GROUP

Authorized Lines:

CE = CERTIFICATE OF EXEMPTION (WITH LINES OF AUTHORITY)

CI = CASUALTY CP = CAPTIVE INSURER CW = CASUALTY WITH WORKERS' COMPENSATION DI = DISABILITY DS = DENTAL SERVICE

HC = HEALTH CARE SERVICES ORGANIZATION HS = HOSPITAL SERVICE LC = LIFE CARE PROVIDER LP = LIFE CARE PROVIDER PROVISIONAL PERMIT

LI = LIFE LR = LIFE AND DISABILITY REINSURANCE MG = MORTGAGE GUARANTY MR = MECHANICAL REIMBURSEMENT REINSURANCE MS = MEDICAL SERVICE

MT = MARINE AND TRANSPORTATION OS = OPTOMETRIC SERVICE PD = PREPAID DENTAL PLAN PI = PROPERTY PL = PREPAID LEGAL

RG = DOMESTIC RISK RETENTION GROUP SU = SURETY TI = TITLE UR = UNAFFILIATED CREDIT LIFE AND DISABILITY REINSURANCE VA = VARIABLE ANNUITY

VE = VEHICLE VL = VARIABLE LIFE

Financial information is as of 12/31/2012 unless alternative fiscal year end is indicated.

† Fiscal year financial information due August 1 or November 1, 2013 pursuant to A.R.S. § 20-1083.

‡ Financial information was not required during this period or is not available due to regulatory action or notification of merger or withdrawal.

* DBA (Doing Business As)

INSURERS AUTHORIZED IN ARIZONA AS OF DECEMBER 31, 2012 - (continued)

NAME	DOMICILE	NAIC #	TELEPHONE	ASSETS	LIABILITIES	CAPITAL & SURPLUS	ARIZONA PREMIUMS	AUTHORIZED LINES
CANAL INS CO	SC	10464	(864) 242-5365	831,012,993	409,757,749	421,255,244	1,224,940	CI MT PI VE
CANYON INS SERVICES, INC.	AZ	12217	(602) 588-3971	572,434	73,334	499,100	1,338,371	DI
CANYON STATE LIFE INS CO	AZ	72958	(602) 258-2422	2,021,610	812,440	1,209,170	158	DI LI
CAPITAL ASSURANCE RRG, INC.	SC	11194	(843) 766-2327	Financial Information Not Available ‡				REHABILITATION
CAPITOL INDEMNITY CORP	WI	10472	(608) 829-4200	386,027,095	223,567,531	162,459,564	3,597,259	CW DI MT PI SU VE
CAPITOL LIFE INS CO, THE	TX	61581	(469) 522-4400	231,146,432	211,425,636	19,720,796	0	DI LI
CAPSON PHYSICIANS INS CO	TX	19348	(512) 609-7900	14,942,900	8,081,550	6,861,350	519,960	CI
CARDINAL & GOLD INS CO	AZ	89702	(312) 332-0430	Financial Information Not Available †				UR
CARE RRG, INC.	DC	11825	(202) 471-5944	13,630,587	8,952,477	4,678,110	38,774	CI
CAREAMERICA LIFE INS CO	CA	71331	(888) 646-0789	25,739,678	2,192,183	23,547,495	118,315	DI LI
CAREMORE HEALTH PLAN OF ARIZONA, INC.	AZ	13562	(562) 741-4340	64,310,369	32,076,192	32,234,177	164,668,047	HC
CARING COMMUNITIES, A RECIPROCAL RRG	DC	12373	(847) 549-8225	81,279,962	46,241,719	35,038,241	839,461	CI
CARLISLE LIFE INS CO	AZ	88455	(847) 572-6930	185,075	12,883	172,192	0	LR
CAROLINA CASUALTY INS CO	IA	10510	(904) 363-0900	317,738,389	75,041,878	242,696,511	1,503,273	CW DI MT PI SU VE
CART CAPTIVE ASSURANCE CO, INC.	AZ	14405	(602) 952-9532	Financial Information Not Available				CP
CAST CAPTIVE INS CO	AZ	---	(480) 889-8960	Financial Information Not Available				CP
CASTLEPOINT NATIONAL INS CO	IL	40134	(312) 277-1600	479,475,670	359,477,233	119,998,437	4,480,469	CW MT PI SU VE
CASUALTY UNDERWRITERS INS CO	UT	26697	(316) 794-2200	6,037,263	1,693,083	4,344,180	0	CI MT PI SU VE
CATALYST RX PLAN SERVICES INS CO	OH	69647	Name changed 8/20/12, now known as CATAMARAN INS OF OHIO, INC.					
CATAMARAN INS OF OHIO, INC.	OH	69647	(630) 577-3100	8,881,028	273,392	8,607,636	27,086	DI LI
CATERPILLAR INS CO	MO	11255	(615) 341-8147	575,646,880	371,725,946	203,920,934	6,364,749	CW MT PI SU VE
CATERPILLAR LIFE INS CO	MO	11997	(615) 341-8147	155,614,294	103,984,945	51,629,349	0	DI LI
CATHOLIC FINANCIAL LIFE	WI	56030	(414) 273-6266	1,288,204,174	1,257,384,450	30,819,724	327,595	DI LI
CATHOLIC LIFE INS	TX	57347	(210) 828-9921	977,867,016	907,403,219	70,463,797	3,813	LI
CATHOLIC ORDER OF FORESTERS	IL	57487	(630) 983-4900	923,416,997	868,297,256	55,119,741	638,877	DI LI
CATLIN INDEMNITY CO	DE	24503	(404) 443-4910	96,506,701	19,958,620	76,548,081	1,060,478	CI DI MT PI VE
CATLIN INS CO, INC.	TX	19518	(404) 443-4910	177,787,247	113,731,059	64,056,188	4,793,379	CI DI MT PI SU VE
CELTIC INS CO	IL	80799	(312) 332-5401	99,966,561	56,218,054	43,748,507	3,537,765	DI LI
CEM INS CO	IL	10891	(847) 307-6300	12,387,697	7,879,317	4,508,380	0	CI MT PI SU VE
CENSTAT CASUALTY CO	NE	11499	(888) 453-5124	15,070,754	606,079	14,464,675	3,313	CI
CENSTAT LIFE ASSURANCE CO.	AZ	86240	(402) 397-1111	5,538,452	1,552,875	3,985,576	0	LR
CENTRAL MUTUAL INS CO	OH	20230	(419) 238-1010	1,184,196,877	673,740,060	510,456,804	17,360,884	CW MT PI SU VE
CENTRAL RESERVE LIFE INS CO	OH	61727	(512) 451-2224	30,087,316	2,638,857	27,448,459	83,304	DI LI
CENTRAL SECURITY LIFE INS CO	TX	61735	(972) 699-2770	76,380,662	67,688,281	8,692,384	17,308	DI LI
CENTRAL STATES HEALTH & LIFE CO. OF OMAHA	NE	61751	(402) 397-1111	371,957,081	260,957,591	110,999,490	305,105	DI LI
CENTRAL STATES INDEMNITY CO. OF OMAHA	NE	34274	(402) 997-8000	335,051,415	49,516,244	285,535,171	1,735,718	CI DI MT PI VE

Company Name Abbreviations:

CO = COMPANY CORP = CORPORATION INS = INSURANCE RRG = RISK RETENTION GROUP

Authorized Lines:

CE = CERTIFICATE OF EXEMPTION (WITH LINES OF AUTHORITY)
 CI = CASUALTY CP = CAPTIVE INSURER CW = CASUALTY WITH WORKERS' COMPENSATION DI = DISABILITY DS = DENTAL SERVICE
 HC = HEALTH CARE SERVICES ORGANIZATION HS = HOSPITAL SERVICE LC = LIFE CARE PROVIDER LP = LIFE CARE PROVIDER PROVISIONAL PERMIT
 LI = LIFE LR = LIFE AND DISABILITY REINSURANCE MG = MORTGAGE GUARANTY MR = MECHANICAL REIMBURSEMENT REINSURANCE MS = MEDICAL SERVICE
 MT = MARINE AND TRANSPORTATION OS = OPTOMETRIC SERVICE PD = PREPAID DENTAL PLAN PI = PROPERTY PL = PREPAID LEGAL
 RG = DOMESTIC RISK RETENTION GROUP SU = SURETY TI = TITLE UR = UNAFFILIATED CREDIT LIFE AND DISABILITY REINSURANCE VA = VARIABLE ANNUITY
 VE = VEHICLE VL = VARIABLE LIFE

Financial information is as of 12/31/2012 unless alternative fiscal year end is indicated.

† Fiscal year financial information due August 1 or November 1, 2013 pursuant to A.R.S. § 20-1083.

‡ Financial information was not required during this period or is not available due to regulatory action or notification of merger or withdrawal.

* DBA (Doing Business As)

INSURERS AUTHORIZED IN ARIZONA AS OF DECEMBER 31, 2012 - (continued)

NAME	DOMICILE	NAIC #	TELEPHONE	ASSETS	LIABILITIES	CAPITAL & SURPLUS	ARIZONA PREMIUMS	AUTHORIZED LINES
CENTRAL UNITED LIFE INS CO	AR	61883	(713) 529-0045	301,985,796	242,308,607	59,677,189	580,808	DI LI
CENTRE INS CO	DE	34649	(212) 859-2600	96,159,547	70,825,413	25,334,133	0	CW DI MT PI SU VE
CENTRE LIFE INS CO	MA	80896	(212) 859-2600	1,815,075,124	1,716,319,383	98,755,742	957,545	DI
CENTURION CASUALTY CO	IA	42765	(515) 243-2131	121,561,081	3,305,923	118,255,158	0	CI DI MT PI SU VE
CENTURION LIFE INS CO	IA	62383	(515) 557-2131	1,475,018,892	875,103,455	599,915,438	65,093	DI LI
CENTURION MEDICAL LIABILITY PROTECTIVE RRG, INC.	AZ	11976	(941) 955-0793	15,755,110	7,352,804	8,402,306	1,660,536	RG
CENTURY INDEMNITY CO	PA	20710	(215) 640-1000	967,526,793	942,526,793	25,000,000	0	CW DI MT PI SU VE
CENTURY SURETY CO	OH	36951	(614) 895-2000	617,375,399	454,213,815	163,161,584	1,795,674	CI MT PI SU VE
CENTURY-NATIONAL INS CO	CA	26905	(818) 760-0880	531,636,370	194,710,272	336,926,098	5,629,104	CI MT PI VE
CHARITABLE SERVICE PROVIDERS RECIPROCAL RRG	AZ	12167	(602) 952-9532	3,779,287	349,004	3,430,282	707,001	RG
CHARTER LIFE CAPTIVE INS CO, INC.	AZ	---	(480) 563-2315	Financial Information Not Available				CP
CHARTER NATIONAL LIFE INS CO	IL	61808	(847) 402-5000	127,243,016	116,088,690	11,154,327	2,400	DI LI VA VL
CHARTER OAK FIRE INS CO	CT	25615	(860) 277-0111	918,495,654	686,324,572	232,171,082	14,430,018	CW MT PI SU VE
CHARTER REINSURANCE CO, INC.	AZ	12439	(212) 315-5900	152,964	4,800	148,164	0	LR
CHARTIS CASUALTY CO	PA	40258	(212) 770-7000	44,748,491	2,096,885	42,651,606	798,944	CW MT PI VE
CHARTIS PROPERTY CASUALTY CO	PA	19402	(212) 770-7000	3,475,695,782	2,395,527,332	1,080,168,450	4,039,548	CW DI MT PI SU VE
CHC CASUALTY RRG, INC.	VT	11531	(802) 864-5599	37,670,719	20,803,187	16,867,531	25,061	CI
CHEROKEE GUARANTEE CO, INC. A RRG	AZ	14388	(480) 682-4985	4,775,048	3,263,159	1,511,888	99,558	RG
CHEROKEE INS CO	MI	10642	(800) 201-0450	330,334,592	192,232,142	138,102,450	39,812	CW DI SU VE
CHESAPEAKE LIFE INS CO, THE	OK	61832	(817) 255-3100	36,224,707	12,914,276	23,310,431	2,220,186	DI LI
CHICAGO INS CO	IL	22810	(312) 346-6400	63,599,241	8,865,489	54,733,752	85,583	CI MT PI SU VE
CHICAGO TITLE INS CO	NE	50229	(904) 854-8100	1,947,770,071	1,035,064,103	912,705,968	45,896,418	TI
CHIP RE INC.	AZ	---	(602) 427-3226	Financial Information Not Available				CP
CHRISTIAN FIDELITY LIFE INS CO	TX	61859	(602) 263-6666	77,895,159	49,852,937	28,042,222	112,160	DI LI
CHUBB INDEMNITY INS CO	NY	12777	(908) 903-2000	328,451,107	216,207,178	112,243,929	1,998,513	CW MT PI SU VE
CHUBB NATIONAL INS CO	IN	10052	(908) 903-2000	262,299,950	146,085,120	116,214,830	25,462	CW MT PI VE
CHURCH INS CO	NY	10669	(212) 592-1800	30,272,920	11,911,990	18,360,930	0	CI MT PI SU VE
CHURCH LIFE INS CORP	NY	61875	(212) 592-1800	279,136,415	235,997,349	43,139,066	484,842	DI LI
CHURCH MUTUAL INS CO	WI	18767	(715) 536-5577	1,229,671,441	814,391,978	415,279,462	7,780,452	CW DI MT PI SU VE
CICA LIFE INS CO OF AMERICA	CO	71463	(512) 837-7100	629,611,359	575,790,798	53,820,561	16,213	DI LI
CIERA INVESTMENT LIFE INS CO	AZ	85880	(702) 558-8822	181,591	42,407	139,184	0	LR
CIFG ASSURANCE NORTH AMERICA, INC.	NY	25771	(212) 909-3939	757,899,775	380,844,775	377,055,000	0	SU
CIGNA DENTAL HEALTH PLAN OF ARIZONA, INC.	AZ	47013	(954) 514-6600	2,766,509	1,065,622	1,700,887	14,048,899	PD
CIGNA HEALTH AND LIFE INS CO	CT	67369	(860) 226-6000	1,681,429,017	663,523,326	1,017,905,691	62,430,975	DI LI VA
CIGNA HEALTHCARE OF ARIZONA, INC.	AZ	95125	(623) 277-1247	120,655,690	62,397,154	58,258,536	504,558,627	HC
CIM INS CORP	MI	22004	(248) 263-6900	17,526,944	663,285	16,863,659	0	CI VE

Company Name Abbreviations:

CO = COMPANY CORP = CORPORATION INS = INSURANCE RRG = RISK RETENTION GROUP

Authorized Lines:

CE = CERTIFICATE OF EXEMPTION (WITH LINES OF AUTHORITY)

CI = CASUALTY CP = CAPTIVE INSURER CW = CASUALTY WITH WORKERS' COMPENSATION DI = DISABILITY DS = DENTAL SERVICE
 HC = HEALTH CARE SERVICES ORGANIZATION HS = HOSPITAL SERVICE LC = LIFE CARE PROVIDER LP = LIFE CARE PROVIDER PROVISIONAL PERMIT
 LI = LIFE LR = LIFE AND DISABILITY REINSURANCE MG = MORTGAGE GUARANTY MR = MECHANICAL REIMBURSEMENT REINSURANCE MS = MEDICAL SERVICE
 MT = MARINE AND TRANSPORTATION OS = OPTOMETRIC SERVICE PD = PREPAID DENTAL PLAN PI = PROPERTY PL = PREPAID LEGAL
 RG = DOMESTIC RISK RETENTION GROUP SU = SURETY TI = TITLE UR = UNAFFILIATED CREDIT LIFE AND DISABILITY REINSURANCE VA = VARIABLE ANNUITY
 VE = VEHICLE VL = VARIABLE LIFE

Financial information is as of 12/31/2012 unless alternative fiscal year end is indicated.

† Fiscal year financial information due August 1 or November 1, 2013 pursuant to A.R.S. § 20-1083.

‡ Financial information was not required during this period or is not available due to regulatory action or notification of merger or withdrawal.

* DBA (Doing Business As)

INSURERS AUTHORIZED IN ARIZONA AS OF DECEMBER 31, 2012 - (continued)

NAME	DOMICILE	NAIC #	TELEPHONE	ASSETS	LIABILITIES	CAPITAL & SURPLUS	ARIZONA PREMIUMS	AUTHORIZED LINES
CINCINNATI CASUALTY CO, THE	OH	28665	(513) 870-2000	329,294,196	36,647,530	292,646,666	1,608,967	CW DI MT PI SU VE
CINCINNATI INDEMNITY CO, THE	OH	23280	(513) 870-2000	101,397,660	25,232,809	76,164,851	4,641,951	CW MT PI SU VE
CINCINNATI INS CO, THE	OH	10677	(513) 870-2000	9,767,259,501	5,853,661,523	3,913,597,978	35,431,920	CW DI MT PI SU VE
CINCINNATI LIFE INS CO, THE	OH	76236	(513) 870-2000	3,569,935,608	3,294,126,546	275,809,062	1,769,788	DI LI
CITADEL LIFE AND HEALTH INS CO	AZ	71897	(602) 254-5866	7,956,192	6,577,654	1,378,540	0	LR
CITATION INS CO	CA	42242	(860) 368-2000	21,726,609	8,601,269	13,125,340	0	CW MT PI SU VE
CITCO LIFE INS CO	AZ	86436	(931) 484-8411	2,044,173	74,994	1,969,178	0	UR
CITIZENS INS CO OF AMERICA	MI	31534	(517) 546-2160	1,525,109,120	842,474,575	682,634,545	1,115,434	CW MT PI SU VE
CITIZENS NATIONAL LIFE INS CO	TX	82082	(512) 837-7100	13,158,810	10,341,860	2,816,950	41,793	DI LI
CIVIL SERVICE EMPLOYEES INS CO	CA	10693	(925) 817-6300	212,228,215	100,604,669	111,623,546	3,297,697	CI DI MT PI VE
CLAIM PROFESSIONALS LIABILITY INS CO (A RRG)	VT	12172	(802) 229-5042	3,076,825	1,455,539	1,621,286	21,206	CI
CLARENDON NATIONAL INS CO	NJ	20532	(212) 790-9700	656,017,159	395,765,096	260,252,063	18,855	CW DI MT PI SU VE
CLEAR LAKE INS, INC.	AZ	14282	(602) 512-2110	Financial Information Not Available				CP
CLEARWATER INS CO	DE	25070	(603) 656-2344	1,200,675,508	851,779,081	348,896,427	0	CI DI MT PI SU VE
CLINIC MUTUAL INS CO RRG	HI	43770	(808) 521-0723	3,087,471	196,064	2,891,407	0	CI
CMFG LIFE INS CO	IA	62626	(608) 238-5851	14,664,179,396	13,206,169,887	1,458,009,511	30,567,403	DI LI VA VL
CMG MORTGAGE ASSURANCE CO	WI	29114	(608) 238-5851	7,222,860	2,314,601	4,908,259	120	MG
CMG MORTGAGE INS CO	WI	40266	(800) 937-2644	344,598,681	235,077,822	109,520,859	854,053	MG
COAST LIFE INS CO	AZ	---	(602) 258-2422	Financial Information Not Available †				UR
COAST NATIONAL INS CO	CA	25089	(954) 316-5200	621,787,871	226,070,192	395,717,679	47,729,617	CI PI VE
COFACE NORTH AMERICA INS CO	MA	31887	(609) 469-0400	142,098,588	72,440,557	69,658,031	89,870	CI SU
COLISEUM REINSURANCE CO	DE	36552	(212) 493-9300	506,239,802	141,339,346	364,900,456	0	CI MT PI SU VE
COLLEGE RRG, INC.	VT	13613	(802) 864-5599	15,183,427	10,108,015	5,075,412	0	CI
COLONIAL AMERICAN CASUALTY AND SURETY CO	MD	34347	(847) 605-6000	24,420,360	1,420,049	23,000,311	(100)	CI MT PI SU VE
COLONIAL LIFE & ACCIDENT INS CO	SC	62049	(803) 798-7000	2,651,418,963	2,116,489,755	534,929,208	21,334,344	DI LI
COLONIAL LIFE INS CO OF TEXAS	TX	88153	(817) 390-2239	17,226,289	3,515,933	13,710,356	2,595	DI LI
COLONIAL PENN LIFE INS CO	PA	62065	(215) 928-8000	736,604,302	665,976,262	70,628,040	4,848,179	DI LI
COLONIAL SURETY CO	PA	10758	(201) 573-8788	43,411,493	19,804,347	23,607,146	148,936	CI SU
COLONNADE, THE **	FY Ending 06/30/2012 AZ	14237	(623) 236-3700	20,795,864	6,720,771	14,075,093	0	LC
COLONY SPECIALTY INS CO	OH	36927	(804) 560-2866	71,648,264	46,442,936	25,205,328	0	CI MT PI SU VE
COLORADO BANKERS LIFE INS CO	CO	84786	(303) 220-8500	232,476,528	205,007,266	27,469,262	899,457	DI LI
COLORADO CASUALTY INS CO	NH	41785	(617) 357-9500	23,037,986	21,018	23,016,968	12,563,085	CW MT PI SU VE
COLUMBIA INS CO	NE	27812	(402) 916-3000	15,069,760,354	4,637,260,138	10,432,500,216	0	CI DI MT PI SU VE
COLUMBIA MUTUAL INS CO	MO	40371	(573) 474-6193	365,029,048	228,750,145	136,278,903	0	CI MT PI SU VE
COLUMBIA NATIONAL RRG, INC.	VT	10803	(802) 864-5599	1,667,074	591,174	1,075,900	630	CI
COLUMBIAN LIFE INS CO	IL	76023	(607) 724-2472	274,799,084	254,649,048	20,150,036	879,207	DI LI

Company Name Abbreviations:

CO = COMPANY CORP = CORPORATION INS = INSURANCE RRG = RISK RETENTION GROUP

Authorized Lines:

CE = CERTIFICATE OF EXEMPTION (WITH LINES OF AUTHORITY)

CI = CASUALTY CP = CAPTIVE INSURER CW = CASUALTY WITH WORKERS' COMPENSATION DI = DISABILITY DS = DENTAL SERVICE

HC = HEALTH CARE SERVICES ORGANIZATION HS = HOSPITAL SERVICE LC = LIFE CARE PROVIDER LP = LIFE CARE PROVIDER PROVISIONAL PERMIT

LI = LIFE LR = LIFE AND DISABILITY REINSURANCE MG = MORTGAGE GUARANTY MR = MECHANICAL REIMBURSEMENT REINSURANCE MS = MEDICAL SERVICE

MT = MARINE AND TRANSPORTATION OS = OPTOMETRIC SERVICE PD = PREPAID DENTAL PLAN PI = PROPERTY PL = PREPAID LEGAL

RG = DOMESTIC RISK RETENTION GROUP SU = SURETY TI = TITLE UR = UNAFFILIATED CREDIT LIFE AND DISABILITY REINSURANCE VA = VARIABLE ANNUITY

VE = VEHICLE VL = VARIABLE LIFE

Financial information is as of 12/31/2012 unless alternative fiscal year end is indicated.

† Fiscal year financial information due August 1 or November 1, 2013 pursuant to A.R.S. § 20-1083.

‡ Financial information was not required during this period or is not available due to regulatory action or notification of merger or withdrawal.

* DBA (Doing Business As)

INSURERS AUTHORIZED IN ARIZONA AS OF DECEMBER 31, 2012 - (continued)

NAME	DOMICILE	NAIC #	TELEPHONE	ASSETS	LIABILITIES	CAPITAL & SURPLUS	ARIZONA PREMIUMS	AUTHORIZED LINES
COLUMBIAN MUTUAL LIFE INS CO	NY	62103	(607) 724-2472	1,251,105,705	1,161,621,747	89,483,958	1,511,760	DI LI
COLUMBUS LIFE INS CO	OH	99937	(513) 361-6700	3,011,214,902	2,796,441,624	214,773,278	3,251,482	DI LI VL
COMBINED INS CO OF AMERICA	IL	62146	(866) 445-8872	1,543,561,126	1,222,895,849	320,665,277	3,367,987	DI LI
COMMERCE AND INDUSTRY INS CO	NY	19410	(212) 770-7000	7,350,738,899	5,309,274,946	2,041,463,953	21,742,198	CW MT PI SU VE
COMMERCE WEST INS CO	CA	13161	(508) 943-9000	160,410,806	99,925,876	60,484,929	4,518,276	CI PI VE
COMMERCIAL ALLIANCE INS CO	TX	10906	(919) 833-1600	52,677,741	26,177,865	26,499,876	0	MT SU VE
COMMERCIAL CASUALTY INS CO	CA	32280	(402) 916-3000	129,658,225	60,656,620	69,001,605	0	CW
COMMERCIAL TRAVELERS MUTUAL INS CO	NY	81426	(315) 797-5200	29,125,939	26,358,499	2,767,440	13,874	DI
COMMONWEALTH ANNUITY AND LIFE INS CO	MA	84824	(508) 460-2400	9,089,777,331	8,762,382,778	327,394,553	2,988,335	DI LI VA VL
COMMONWEALTH CASUALTY CO	AZ	13930	(877) 603-1310	1,726,154	442,908	1,283,246	794,080	CI VE
COMMONWEALTH INS CO OF AMERICA	WA	10220	(206) 382-6670	23,875,509	7,724,960	16,150,549	6,057	CI MT PI VE
COMMONWEALTH LAND TITLE INS CO	NE	50083	(904) 854-8100	613,889,329	374,182,393	239,706,936	25,684,159	TI
COMMONWEALTH TRUST CREDIT LIFE INS CO	AZ	---	(602) 200-6900	17,957,273	931,911	17,025,362	0	UR
COMMUNITY BLOOD CENTERS' EXCHANGE RRG	IN	13893	(913) 529-3213	21,530,762	8,450,775	13,079,987	0	CI
COMPANION COMMERCIAL INS CO	SC	10794	(803) 735-0672	22,763,819	3,615,498	19,148,321	1,178,621	CW MT PI SU VE
COMPANION LIFE INS CO	SC	77828	(803) 735-1251	203,778,055	83,094,837	120,683,218	11,214,872	DI LI
COMPANION PROPERTY AND CASUALTY INS CO	SC	12157	(803) 735-0672	863,319,670	621,400,735	241,918,935	7,728,679	CW MT PI SU VE
COMPASS INS CO	NY	21989	(513) 425-5899	11,634,630	1,508,118	10,126,512	0	SUSPENDED
COMPBENEFITS INS CO	TX	60984	(770) 998-8936	54,225,986	11,388,095	42,837,891	11,824	DI LI
COMPUTER INS CO	RI	34711	(802) 264-4718	24,519,875	(89,764)	24,609,639	0	MT
COMPWEST INS CO	CA	12177	(415) 593-5100	313,581,448	207,759,928	105,821,520	764,277	CW
CONGRESS LIFE INS CO	AZ	73504	<i>Name changed 5/23/12, now known as GENERATION LIFE INS CO</i>					
CONNECTICUT GENERAL LIFE INS CO	CT	62308	(215) 761-1000	20,921,575,381	17,880,697,763	3,040,877,618	159,264,258	DI LI VA VL
CONNECTICUT LIFE INS AND ANNUITY CORP	AZ	74454	(480) 607-1602	605,151	47,077	558,074	0	LR
CONSECO LIFE INS CO	IN	65900	(317) 817-6100	3,957,196,087	3,905,766,854	51,429,232	3,403,724	DI LI
CONSTITUTION INS CO	NY	32190	(402) 951-6116	12,725,824	454,400	12,271,424	0	CW DI MT PI SU VE
CONSTITUTION LIFE INS CO	TX	62359	(407) 995-8000	57,442,496	29,033,610	28,408,886	162,488	DI LI
CONSUMER SPECIALTIES INS. CO., RRG	VT	10075	(802) 229-5042	5,364,824	1,992,124	3,372,700	0	CI
CONSUMERS INS USA, INC.	TN	10204	(615) 896-6133	57,426,637	38,372,811	19,053,826	0	CI MT PI VE
CONSUMERS LIFE INS CO	OH	62375	(216) 687-7000	38,752,670	25,804,355	12,948,315	0	DI LI
CONTINENTAL AMERICAN INS CO	SC	71730	(803) 256-6265	343,989,747	206,636,860	137,352,887	4,311,945	DI LI
CONTINENTAL ASSURANCE CO	IL	62413	(312) 822-5000	3,094,641,839	2,538,425,363	556,216,476	527,565	DI LI
CONTINENTAL CASUALTY CO	IL	20443	(312) 822-5000	41,292,197,226	31,293,843,271	9,998,353,955	66,423,984	CW DI MT PI SU VE
CONTINENTAL GENERAL INS CO	OH	71404	(512) 451-2224	231,874,753	211,399,906	20,474,847	842,521	DI LI
CONTINENTAL HERITAGE INS CO	FL	39551	(440) 229-3420	7,193,130	629,572	6,563,558	4,433	SU
CONTINENTAL INDEMNITY CO	IA	28258	(402) 827-3424	91,927,903	49,282,070	42,645,833	0	CW MT PI SU VE

Company Name Abbreviations:

CO = COMPANY CORP = CORPORATION INS = INSURANCE RRG = RISK RETENTION GROUP

Authorized Lines:

CE = CERTIFICATE OF EXEMPTION (WITH LINES OF AUTHORITY)
 CI = CASUALTY CP = CAPTIVE INSURER CW = CASUALTY WITH WORKERS' COMPENSATION DI = DISABILITY DS = DENTAL SERVICE
 HC = HEALTH CARE SERVICES ORGANIZATION HS = HOSPITAL SERVICE LC = LIFE CARE PROVIDER LP = LIFE CARE PROVIDER PROVISIONAL PERMIT
 LI = LIFE LR = LIFE AND DISABILITY REINSURANCE MG = MORTGAGE GUARANTY MR = MECHANICAL REIMBURSEMENT REINSURANCE MS = MEDICAL SERVICE
 MT = MARINE AND TRANSPORTATION OS = OPTOMETRIC SERVICE PD = PREPAID DENTAL PLAN PI = PROPERTY PL = PREPAID LEGAL
 RG = DOMESTIC RISK RETENTION GROUP SU = SURETY TI = TITLE UR = UNAFFILIATED CREDIT LIFE AND DISABILITY REINSURANCE VA = VARIABLE ANNUITY
 VE = VEHICLE VL = VARIABLE LIFE

Financial information is as of 12/31/2012 unless alternative fiscal year end is indicated.

† Fiscal year financial information due August 1 or November 1, 2013 pursuant to A.R.S. § 20-1083.

‡ Financial information was not required during this period or is not available due to regulatory action or notification of merger or withdrawal.

* DBA (Doing Business As)

INSURERS AUTHORIZED IN ARIZONA AS OF DECEMBER 31, 2012 - (continued)

NAME	DOMICILE	NAIC #	TELEPHONE	ASSETS	LIABILITIES	CAPITAL & SURPLUS	ARIZONA PREMIUMS	AUTHORIZED LINES	
CONTINENTAL INS CO, THE	PA	35289	(312) 822-5000	2,708,481,005	1,385,519,881	1,322,961,124	4,097,427	CW DI MT PI SU VE	
CONTINENTAL LIFE INS CO OF BRENTWOOD, TN	TN	68500	(800) 264-4000	175,599,531	95,444,027	80,155,504	248,315	DI LI	
CONTINENTAL WESTERN INS CO	IA	10804	(515) 473-3000	229,682,969	146,769,327	82,913,642	4,643,059	CW MT PI SU VE	
CONTINUING CARE RRG, INC.	SC	11798	(202) 471-5944	3,695,251	758,187	2,937,064	810,403	CI	
CONTRACTORS BONDING AND INS CO	WA	37206	(309) 692-1000	190,716,426	89,284,493	101,431,933	7,361,433	CI MT PI SU VE	
CONTRACTORS INS CO. OF NORTH AMERICA, INC., A RRG	HI	11603	(808) 540-4315	39,985,849	23,080,925	16,904,925	419,807	CI	
COPIC INS CO	CO	11860	(720) 858-6000	524,984,987	286,038,497	238,946,490	0	CI	
COREPOINTE INS CO	MI	10499	(800) 782-9164	219,469,324	87,211,654	132,257,670	802,780	CW MT PI SU VE	
CORNERSTONE NATIONAL INS CO	MO	10783	(573) 817-2481	46,070,941	36,522,846	9,548,095	1,079,111	CI PI VE	
CORVESTA LIFE INS CO	AZ	78301	(540) 776-8100	9,215,621	1,645,576	7,570,045	37,018	DI LI	
COUNTRY CASUALTY INS CO	IL	20982	(309) 821-3000	77,048,522	10,642,619	66,405,903	286,327	CW MT PI SU VE	
COUNTRY INVESTORS LIFE ASSURANCE CO	IL	94218	(309) 821-3000	260,844,241	91,680,342	169,163,899	1,961,458	DI LI VA VL	
COUNTRY LIFE INS CO	IL	62553	(309) 821-3000	9,553,048,865	8,525,697,745	1,027,351,120	13,248,303	DI LI	
COUNTRY MUTUAL INS CO	IL	20990	(309) 821-3000	3,930,725,164	2,294,824,841	1,635,900,323	25,080,338	CW MT PI SU VE	
COUNTRY PREFERRED INS CO	IL	21008	(309) 821-3000	177,029,741	111,981,080	65,048,661	22,720,726	CW MT PI SU VE	
COUNTY REINSURANCE CO	AZ	14381	(602) 254-5866	313,443	1,550	311,893	0	UR	
COURTESY INS CO	FL	26492	(954) 429-2400	627,178,337	362,141,617	265,036,720	1,315,402	CI MT SU	
COVENTRY HEALTH AND LIFE INS CO	MO	81973	(717) 671-2474	936,011,100	457,938,525	478,072,578	2,367,416	DI LI	
CPA MUTUAL INS. CO. OF AMERICA RRG	VT	10164	(802) 658-9466	23,495,690	13,360,091	10,135,599	163,647	CI	
CRANBROOK INS CO	TX	29033	(248) 538-4530	48,632,411	18,673,149	29,959,262	25,416	CI DI MT PI SU	
CRESTBROOK INS CO	OH	18961	(614) 249-7111	102,031,375	316,345	101,715,030	0	CI MT PI SU VE	
CROATIAN FRATERNAL UNION OF AMERICA	PA	56634	(412) 351-3909	400,299,038	376,781,624	23,517,414	120,310	DI LI	
CROSSFIT RRG, INC.	MT	13720	(808) 988-3215	2,203,234	1,096,156	1,107,078	39,103	CI	
CRUM & FORSTER INDEMNITY CO	DE	31348	(973) 490-6600	40,699,249	26,207,023	14,492,226	483,417	CW MT PI SU VE	
CRUM & FORSTER SPECIALTY INS CO	AZ	44520	(973) 490-6929	56,244,998	10,452,427	45,792,571	17,416	CW DI MT PI SU VE	
CRUSADER INS CO	CA	14010	(818) 591-9800	119,449,756	60,387,586	59,062,170	0	CI DI MT PI SU VE	
CSE SAFEGUARD INS CO	CA	18953	(925) 817-6300	87,734,300	48,843,339	38,890,958	2,260,701	CI MT PI SU VE	
CSI LIFE INS CO	NE	82880	(402) 397-1111	17,544,095	3,650,531	13,893,564	6,303	DI LI	
CUMIS INS SOCIETY, INC.	IA	10847	(608) 238-5851	1,636,907,074	1,074,859,098	562,047,976	4,641,095	CI DI MT PI SU VE	
CUNA MUTUAL INS SOCIETY	IA	62626	Name changed 1/31/12, now known as CMFG LIFE INS CO						
CYPRESS INS CO	FY Ending 06/30/2012 AZ	14295	(602) 512-2110	Financial Information Not Available				CP	
DAILY UNDERWRITERS OF AMERICA	PA	35483	(717) 243-5757	36,732,045	13,671,362	23,060,683	1,107,712	CI DI MT VE	
DAIRYLAND INS CO	WI	21164	(715) 346-6000	1,128,979,953	668,189,096	460,790,856	3,525,131	CI SU VE	
DAKOTA HOMESTEAD TITLE INS CO	SD	50020	(605) 336-0388	3,435,003	1,687,999	1,747,004	0	TI	
DAKOTA TRUCK UNDERWRITERS	SD	34924	(605) 361-4142	94,173,797	59,068,143	35,105,654	0	CW SU VE	
DALLAS AUTOMOTIVE LIFE INS, INC.	AZ	98965	(602) 439-4322	338,285	74,320	263,965	0	LR	

Company Name Abbreviations:

CO = COMPANY CORP = CORPORATION INS = INSURANCE RRG = RISK RETENTION GROUP

Authorized Lines:

CE = CERTIFICATE OF EXEMPTION (WITH LINES OF AUTHORITY)

CI = CASUALTY CP = CAPTIVE INSURER CW = CASUALTY WITH WORKERS' COMPENSATION DI = DISABILITY DS = DENTAL SERVICE

HC = HEALTH CARE SERVICES ORGANIZATION HS = HOSPITAL SERVICE LC = LIFE CARE PROVIDER LP = LIFE CARE PROVIDER PROVISIONAL PERMIT

LI = LIFE LR = LIFE AND DISABILITY REINSURANCE MG = MORTGAGE GUARANTY MR = MECHANICAL REIMBURSEMENT REINSURANCE MS = MEDICAL SERVICE

MT = MARINE AND TRANSPORTATION OS = OPTOMETRIC SERVICE PD = PREPAID DENTAL PLAN PI = PROPERTY PL = PREPAID LEGAL

RG = DOMESTIC RISK RETENTION GROUP SU = SURETY TI = TITLE UR = UNAFFILIATED CREDIT LIFE AND DISABILITY REINSURANCE VA = VARIABLE ANNUITY

VE = VEHICLE VL = VARIABLE LIFE

Financial information is as of 12/31/2012 unless alternative fiscal year end is indicated.

† Fiscal year financial information due August 1 or November 1, 2013 pursuant to A.R.S. § 20-1083.

‡ Financial information was not required during this period or is not available due to regulatory action or notification of merger or withdrawal.

* DBA (Doing Business As)

INSURERS AUTHORIZED IN ARIZONA AS OF DECEMBER 31, 2012 - (continued)

NAME	DOMICILE	NAIC #	TELEPHONE	ASSETS	LIABILITIES	CAPITAL & SURPLUS	ARIZONA PREMIUMS	AUTHORIZED LINES
DALLAS MECHANICAL INS CO	AZ	34045	(602) 439-4322	1,191,100	399,088	792,012	0	MR
DALLAS NATIONAL INS CO	TX	32271	(800) 533-0457	327,709,345	270,102,729	57,606,616	1,630,412	CW
DARWIN NATIONAL ASSURANCE CO	DE	16624	(860) 284-1300	737,041,380	368,619,364	368,422,011	5,034,930	CI MT PI SU VE
DB SELECTIVE INS GROUP, INC.	AZ	---	(808) 521-0730	Financial Information Not Available				CP
DEALERS ASSURANCE CO	OH	16705	(800) 282-8913	74,079,957	28,127,299	45,952,658	822,198	CI
DEARBORN NATIONAL INS CO	IL	71129	<i>Name changed 3/1/12, now known as DEARBORN NATIONAL LIFE INS CO</i>					
DEARBORN NATIONAL LIFE INS CO	IL	71129	(630) 824-6500	2,620,983,857	2,218,223,466	402,760,391	6,504,936	DI LI VA
DEERFIELD INS CO	IL	37184	(847) 572-6000	93,711,823	42,312,265	51,399,558	2,291,056	CI MT PI SU
DEGREE OF HONOR PROTECTIVE ASSOCIATION	MN	57088	(651) 228-7600	210,471,426	204,569,887	5,901,539	181,191	DI LI
DELAWARE AMERICAN LIFE INS CO	DE	62634	(813) 983-4100	128,725,982	74,122,191	54,603,791	30,952	DI LI
DELTA DENTAL INS CO	DE	81396	(717) 766-8500	141,550,451	75,988,312	65,562,139	0	DI
DELTA DENTAL OF ARIZONA *	AZ	53597	(602) 588-3976	59,983,758	8,446,455	51,537,303	87,347,392	DS OS
DENTEGRA INS CO	DE	73474	(717) 766-8500	33,302,434	10,260,934	23,041,500	4,705,655	DI LI
DENTISTS BENEFITS INS CO	OR	18813	(503) 227-5071	18,235,574	6,009,254	12,226,320	434,091	CI PI
DENTISTS INS CO, THE	CA	40975	(916) 443-4501	277,609,974	120,671,917	156,938,057	354,916	CI MT PI SU
DEPOSITORS INS CO	IA	42587	(614) 249-1545	215,715,004	179,941,414	35,773,590	18,917,730	CW MT PI VE
DEVELOPERS SURETY AND INDEMNITY CO	IA	12718	(949) 263-3300	116,129,713	41,598,459	74,531,254	1,213,006	CI MT PI SU VE
DEVELOPMENT INS GROUP, INC.	AZ	---	(808) 521-0730	Financial Information Not Available				CP
DIAMOND STATE INS CO	IN	42048	(610) 664-1500	154,076,906	52,991,302	101,085,604	1,020,501	CW DI MT PI SU VE
DIRECT GENERAL LIFE INS CO	SC	97705	(615) 399-4700	22,815,761	9,087,708	13,728,053	0	DI LI
DIRECT LIFE INS CO	GA	71919	(615) 399-4700	3,992,382	84,505	3,907,877	0	DI LI
DIRECT NATIONAL INS CO	AR	23736	(615) 399-4700	18,079,475	10,996,000	7,083,475	0	CI VE
DISCOVER PROPERTY & CASUALTY INS CO	IL	36463	(651) 310-7911	148,799,527	85,614,620	63,184,907	1,114,617	CW DI MT PI SU VE
DIVERSIFIED INS CO	AZ	---	(602) 427-3226	Financial Information Not Available				CP
DMG INS CO, INC.	AZ	14333	(602) 337-6302	Financial Information Not Available				CP
DOCTOR'S & SURGEONS NATIONAL RRG, INC.	KY	13018	(770) 822-2696	9,956,181	7,367,089	2,589,092	201,649	CI
DOCTORS' CO, AN INTERINSURANCE EXCHANGE, THE	CA	34495	(707) 226-0100	2,769,500,670	1,411,151,785	1,358,348,885	4,535,120	CI DI MT
DOCTORS' LIFE INS CO, THE	CA	92444	(707) 226-0100	17,136,033	9,335,066	7,800,966	0	DI LI
DORINCO REINSURANCE CO	MI	33499	(989) 636-0047	1,553,300,220	1,029,290,971	524,009,249	116,258	CI MT PI VE
DUPAGE LIFE INS CO	AZ	60043	(847) 948-8988	178,913	12,310	166,603	0	LR
EAGLE INS CO	AZ	73687	(931) 484-8411	3,042,323	12,919	3,029,404	0	UR
EAGLE LIFE INS CO	IA	13183	(515) 221-0002	138,998,144	127,011,853	11,986,291	0	DI LI
EAGLE WEST INS CO	CA	12890	(831) 649-1155	107,702,402	63,966,846	43,735,556	3,865,120	CI MT PI VE
EARL GREY INS CO, INC.	AZ	14412	(602) 648-4040	Financial Information Not Available				CP
EAST ARKANSAS GEM LIFE INS CO	AZ	98523	(602) 254-5866	271,190	102,703	168,487	0	UR
EASTERN ADVANTAGE ASSURANCE CO	PA	13019	(855) 533-3444	34,273,067	23,798,427	10,474,640	0	CW

Company Name Abbreviations:

CO = COMPANY CORP = CORPORATION INS = INSURANCE RRG = RISK RETENTION GROUP

Authorized Lines:

CE = CERTIFICATE OF EXEMPTION (WITH LINES OF AUTHORITY)

CI = CASUALTY CP = CAPTIVE INSURER CW = CASUALTY WITH WORKERS' COMPENSATION DI = DISABILITY DS = DENTAL SERVICE

HC = HEALTH CARE SERVICES ORGANIZATION HS = HOSPITAL SERVICE LC = LIFE CARE PROVIDER LP = LIFE CARE PROVIDER PROVISIONAL PERMIT

LI = LIFE LR = LIFE AND DISABILITY REINSURANCE MG = MORTGAGE GUARANTY MR = MECHANICAL REIMBURSEMENT REINSURANCE MS = MEDICAL SERVICE

MT = MARINE AND TRANSPORTATION OS = OPTOMETRIC SERVICE PD = PREPAID DENTAL PLAN PI = PROPERTY PL = PREPAID LEGAL

RG = DOMESTIC RISK RETENTION GROUP SU = SURETY TI = TITLE UR = UNAFFILIATED CREDIT LIFE AND DISABILITY REINSURANCE VA = VARIABLE ANNUITY

VE = VEHICLE VL = VARIABLE LIFE

Financial information is as of 12/31/2012 unless alternative fiscal year end is indicated.

† Fiscal year financial information due August 1 or November 1, 2013 pursuant to A.R.S. § 20-1083.

‡ Financial information was not required during this period or is not available due to regulatory action or notification of merger or withdrawal.

* DBA (Doing Business As)

INSURERS AUTHORIZED IN ARIZONA AS OF DECEMBER 31, 2012 - (continued)

NAME	DOMICILE	NAIC #	TELEPHONE	ASSETS	LIABILITIES	CAPITAL & SURPLUS	ARIZONA PREMIUMS	AUTHORIZED LINES
EASTERN ALLIANCE INS CO	PA	10724	(855) 533-3444	167,828,390	111,013,904	56,814,486	0	CW
EASTERN ATLANTIC INS CO	PA	28649	(717) 561-4480	58,788,300	22,587,696	36,200,604	0	CI MT PI SU VE
EASTGUARD INS CO	PA	14702	(800) 673-2465	104,182,453	71,287,408	32,895,045	28,233	CW DI MT PI SU VE
ECHELON PROPERTY & CASUALTY INS CO	IL	11702	(312) 654-6161	9,432,913	3,526,611	5,906,301	1,455,756	CI MT PI VE
ECOLE INS CO	AZ	13601	(602) 648-4040	8,683,872	1,526,851	7,157,021	1,109,729	CW
ECONOMY FIRE & CASUALTY CO	IL	22926	(401) 827-2563	450,622,531	86,500,683	364,121,846	0	CI MT PI VE
ECONOMY PREFERRED INS CO	IL	38067	(401) 827-2563	21,593,640	11,708,407	9,885,233	4,689,068	CI MT PI VE
ECONOMY PREMIER ASSURANCE CO	IL	40649	(401) 827-2563	87,686,356	45,284,795	42,401,560	1,217,834	CI MT PI SU VE
EDUCATORS HEALTH PLANS LIFE, ACCIDENT & HEALTH, INC.	UT	12515	(801) 262-7476	6,299,264	2,782,799	3,516,465	706,964	DI
EDUCATORS LIFE INS CO OF AMERICA	IL	62790	(217) 789-2500	365,257,843	16,325,500	348,932,343	0	DI LI
ELAN LIFE INS CO	AZ	78905	(314) 418-8664	15,437,052	579,531	14,857,521	0	LR
ELECTRIC COOPERATIVE LIFE INS CO	AZ	79782	(703) 907-5500	1,948,183	476,593	1,471,590	0	LR
ELECTRIC INS CO	MA	21261	(978) 921-2080	1,442,439,660	960,764,911	481,674,749	8,000,972	CW DI MT PI SU VE
ELITE TRANSPORTATION RRG, INC.	AZ	10125	(480) 563-2315	12,729,884	10,381,816	2,348,068	0	RG
EMBASSY INS CORP	AZ	14675	(303) 388-5688	Financial Information Not Available				CP
EMC NATIONAL LIFE CO	IA	62928	(515) 237-2000	1,053,131,664	970,944,311	82,187,353	712,758	DI LI
EMC PROPERTY & CASUALTY CO	IA	25186	(515) 280-2511	142,252,917	72,661,381	69,591,535	0	CW MT PI VE
EMCASCO INS CO	IA	21407	(515) 280-2511	377,739,558	278,932,801	98,806,757	3,596,476	CW MT PI SU VE
EMERGENCY MEDICINE PROFESSIONAL ASSURANCE CO. A RRG	NV	12003	(202) 741-5944	21,099,551	15,097,679	6,001,872	0	CI
EMPHESYS INS CO	TX	88595	(502) 580-1000	4,473,350	737,426	3,735,924	90,644	DI LI
EMPIRE FIRE AND MARINE INS CO	NE	21326	(847) 605-6000	110,898,846	57,927,549	52,971,297	13,376,743	CI DI MT PI SU VE
EMPLOYEES LIFE CO (MUTUAL)	IL	84174	(847) 295-6000	553,459,823	518,396,022	35,063,801	19,620,563	DI LI
EMPLOYERS ASSURANCE CO	FL	25402	(775) 327-2700	474,340,025	321,410,713	152,929,312	2,516,842	CW
EMPLOYERS COMPENSATION INS CO	CA	11512	(775) 327-2700	1,477,787,941	1,184,911,938	292,876,003	1,029,908	CW
EMPLOYERS DENTAL SERVICES, INC.	AZ	53090	(520) 696-4343	5,375,924	1,417,334	3,958,590	11,606,830	PD
EMPLOYERS' FIRE INS CO, THE	MA	20648	(781) 332-7000	20,065,092	632,203	19,432,889	213,906	CW DI MT PI SU VE
EMPLOYERS INS CO OF NEVADA	NV	10640	(775) 327-2700	1,968,815,463	1,673,343,552	295,471,911	0	CW
EMPLOYERS INS CO OF WAUSAU	WI	21458	(617) 357-9500	3,940,708,266	2,710,973,904	1,229,734,362	3,199,948	CW DI MT PI SU VE
EMPLOYERS MUTUAL CASUALTY CO	IA	21415	(515) 280-2511	2,308,941,711	1,345,917,847	963,023,864	18,682,176	CW MT PI SU VE
EMPLOYERS PREFERRED INS CO	FL	10346	(775) 327-2700	580,620,781	374,417,536	206,203,245	1,568,730	CW
EMPLOYERS REASSURANCE CORP	KS	68276	(913) 982-3700	10,766,236,836	10,002,911,759	763,325,077	0	DI LI
ENCOMPASS INDEMNITY CO	IL	15130	(847) 402-5000	25,852,379	1,341,805	24,510,574	3,672,796	CI MT PI VE
ENCOMPASS INS CO OF AMERICA	IL	10071	(847) 402-5000	20,651,253	537,012	20,114,241	11,638,522	CI MT PI VE
ENCOMPASS PROPERTY AND CASUALTY CO	IL	10072	(847) 402-5000	12,856,114	2,045,042	10,811,072	18,562,681	CI MT PI VE
ENDURANCE AMERICAN INS CO	DE	10641	(212) 209-6500	1,305,183,484	1,074,181,107	231,002,377	1,276,613	CW MT PI SU VE
ENDURANCE REINSURANCE CORP OF AMERICA	DE	11551	(914) 468-8000	1,466,574,038	879,156,674	587,417,364	150	CW DI MT PI SU VE

Company Name Abbreviations:

CO = COMPANY CORP = CORPORATION INS = INSURANCE RRG = RISK RETENTION GROUP

Authorized Lines:

CE = CERTIFICATE OF EXEMPTION (WITH LINES OF AUTHORITY)
 CI = CASUALTY CP = CAPTIVE INSURER CW = CASUALTY WITH WORKERS' COMPENSATION DI = DISABILITY DS = DENTAL SERVICE
 HC = HEALTH CARE SERVICES ORGANIZATION HS = HOSPITAL SERVICE LC = LIFE CARE PROVIDER LP = LIFE CARE PROVIDER PROVISIONAL PERMIT
 LI = LIFE LR = LIFE AND DISABILITY REINSURANCE MG = MORTGAGE GUARANTY MR = MECHANICAL REIMBURSEMENT REINSURANCE MS = MEDICAL SERVICE
 MT = MARINE AND TRANSPORTATION OS = OPTOMETRIC SERVICE PD = PREPAID DENTAL PLAN PI = PROPERTY PL = PREPAID LEGAL
 RG = DOMESTIC RISK RETENTION GROUP SU = SURETY TI = TITLE UR = UNAFFILIATED CREDIT LIFE AND DISABILITY REINSURANCE VA = VARIABLE ANNUITY
 VE = VEHICLE VL = VARIABLE LIFE

Financial information is as of 12/31/2012 unless alternative fiscal year end is indicated.

† Fiscal year financial information due August 1 or November 1, 2013 pursuant to A.R.S. § 20-1083.

‡ Financial information was not required during this period or is not available due to regulatory action or notification of merger or withdrawal.

* DBA (Doing Business As)

INSURERS AUTHORIZED IN ARIZONA AS OF DECEMBER 31, 2012 - (continued)

NAME	DOMICILE	NAIC #	TELEPHONE	ASSETS	LIABILITIES	CAPITAL & SURPLUS	ARIZONA PREMIUMS	AUTHORIZED LINES
ENTERPRISE INDEMNITY CAPTIVE INS CO, INC.	AZ	14352	(602) 337-6302			Financial Information Not Available		CP
ENTERPRISE LIFE INS CO	TX	89087	(817) 878-3300	13,431,713	523,457	12,908,256	113,827	DI LI
ENTITLE INS CO	OH	51632	(216) 524-3400	21,806,046	6,584,063	15,221,983	27,511	TI
ENVISION INS CO	OH	12747	(330) 405-8080	237,780,833	215,751,332	22,029,501	1,312,336	DI
EPIC LIFE INS CO, THE	WI	64149	(608) 223-2100	56,919,394	28,672,665	28,246,729	0	DI LI
EQUITABLE AGENTS REINSURANCE CO	AZ	87220	(602) 254-5866	26,066,636	16,214,307	9,852,329	0	LR
EQUITABLE LIFE & CASUALTY INS CO	UT	62952	(801) 579-3400	242,996,977	212,728,476	30,268,501	6,647,230	DI LI
EQUITRUST LIFE INS CO	IA	62510	(317) 816-9038	11,418,568,027	10,708,599,063	709,968,965	74,537,850	DI LI VA VL
EQUITY INS CO	TX	28746	(254) 776-4521	75,327,675	45,845,833	29,481,842	55,268	CI MT PI VE
ESCOBA INS CO	FY Ending 11/30/2012 AZ	14334	(602) 427-3200			Financial Information Not Available		CP
ESSENT GUARANTY, INC.	PA	13634	(610) 386-2392	246,202,760	82,413,177	163,789,583	2,171,733	MG
ESSENTIA INS CO	MO	37915	(847) 572-6387	8,466,573	77,060	8,389,513	4,989,489	CI MT PI SU VE
ESURANCE INS CO	WI	25712	(415) 875-4500	217,176,998	16,957,747	200,219,253	3,162,454	CI MT PI VE
ESURANCE INS CO OF NEW JERSEY	WI	21741	(415) 875-4500	12,296,939	2,948,220	9,348,720	0	CI MT PI SU VE
ESURANCE PROPERTY AND CASUALTY INS CO	CA	30210	(415) 875-4500	74,192,913	38,466,239	35,726,674	14,415,964	CI MT PI VE
EULER HERMES AMERICAN CREDIT INDEMNITY CO	MD	20516	<i>Name changed 1/25/12, now known as EULER HERMES NORTH AMERICA INS CO</i>					
EULER HERMES NORTH AMERICA INS CO	MD	20516	(410) 753-0718	388,400,822	234,589,177	153,811,645	716,160	CI
EVERENCE ASSOCIATION, INC.	IN	57991	(574) 533-9511	396,884,752	317,322,816	79,561,936	274,892	DI LI
EVERENCE INS CO	IN	74209	(574) 533-9511	27,265,364	15,791,419	11,473,946	0	DI LI
EVEREST NATIONAL INS CO	DE	10120	(908) 604-3000	836,112,931	716,161,837	119,951,094	2,262,798	CW DI MT PI SU VE
EVEREST REINSURANCE CO	DE	26921	(908) 604-3000	9,046,691,136	6,433,696,095	2,612,995,041	1,285,861	CW DI MT PI SU VE
EVERGREEN NATIONAL INDEMNITY CO	OH	12750	(440) 229-3420	50,763,235	17,111,404	33,651,831	71,121	CI MT PI SU
EVERGREEN USA RRG, INC.	VT	38466	(802) 862-4400	14,754,754	8,339,276	6,415,478	70,596	CI VE
EVERSPAN FINANCIAL GUARANTEE CORP.	WI	24961	(212) 668-0340	211,708,103	7,211,880	204,496,223	0	SU
EXCALIBUR REINSURANCE CORP	PA	39675	(215) 665-5000	100,286,510	98,636,104	1,650,406	0	CI MT PI SU VE
EXECUTIVE LIFE INS CO OF NEW YORK	NY	61913	(516) 931-6400			Financial Information Not Available ‡		REHABILITATION
EXECUTIVE RISK INDEMNITY INC.	DE	35181	(860) 408-2000	2,899,922,490	1,799,285,291	1,100,637,199	1,146,808	CI MT PI SU VE
EXPLORER INS CO	CA	40029	(858) 350-2400	169,870,376	122,592,134	47,278,242	61,044	CW DI MT PI SU VE
EXPRESS SCRIPTS INS CO	AZ	60025	(866) 332-5455	80,589,512	62,607,359	17,982,153	0	DI LI
EYEMED INS CO	AZ	14421	(602) 427-3200			Financial Information Not Available		CP
F & M REINSURANCE CO	AZ	14382	(602) 254-5866	1,678,689	3,610	1,675,080	0	UR
FACTORY MUTUAL INS CO	RI	21482	(401) 275-3000	12,239,933,900	4,714,811,834	7,525,122,066	33,774,952	CI MT PI SU VE
FAIR AMERICAN INS AND REINSURANCE CO	NY	35157	(212) 365-2200	291,833,027	40,904,370	250,928,659	0	CW DI MT PI SU VE
FAIRMONT INS CO	CA	18864	(603) 656-2233	28,141,049	16,637,298	11,503,751	0	CW MT PI SU VE
FAIRMONT PREMIER INS CO	CA	25518	(603) 656-2233	116,707,354	27,679,767	89,027,587	0	CW DI MT PI SU VE
FAIRMONT SPECIALTY INS CO	CA	24384	(603) 656-2233	143,634,366	75,199,400	68,434,966	0	CW DI MT PI SU VE

Company Name Abbreviations:

CO = COMPANY CORP = CORPORATION INS = INSURANCE RRG = RISK RETENTION GROUP

Authorized Lines:

CE = CERTIFICATE OF EXEMPTION (WITH LINES OF AUTHORITY)

CI = CASUALTY CP = CAPTIVE INSURER CW = CASUALTY WITH WORKERS' COMPENSATION DI = DISABILITY DS = DENTAL SERVICE

HC = HEALTH CARE SERVICES ORGANIZATION HS = HOSPITAL SERVICE LC = LIFE CARE PROVIDER LP = LIFE CARE PROVIDER PROVISIONAL PERMIT

LI = LIFE LR = LIFE AND DISABILITY REINSURANCE MG = MORTGAGE GUARANTY MR = MECHANICAL REIMBURSEMENT REINSURANCE MS = MEDICAL SERVICE

MT = MARINE AND TRANSPORTATION OS = OPTOMETRIC SERVICE PD = PREPAID DENTAL PLAN PI = PROPERTY PL = PREPAID LEGAL

RG = DOMESTIC RISK RETENTION GROUP SU = SURETY TI = TITLE UR = UNAFFILIATED CREDIT LIFE AND DISABILITY REINSURANCE VA = VARIABLE ANNUITY

VE = VEHICLE VL = VARIABLE LIFE

Financial information is as of 12/31/2012 unless alternative fiscal year end is indicated.

‡ Fiscal year financial information due August 1 or November 1, 2013 pursuant to A.R.S. § 20-1083.

‡ Financial information was not required during this period or is not available due to regulatory action or notification of merger or withdrawal.

* DBA (Doing Business As)

INSURERS AUTHORIZED IN ARIZONA AS OF DECEMBER 31, 2012 - (continued)

NAME	DOMICILE	NAIC #	TELEPHONE	ASSETS	LIABILITIES	CAPITAL & SURPLUS	ARIZONA PREMIUMS	AUTHORIZED LINES
FAIRWAY INS, INC.	AZ	14307	(602) 952-9532	Financial Information Not Available				CP
FAIRWAY PHYSICIANS INS CO, A RRG	DC	11840	(602) 952-9532	27,232,590	20,703,756	6,528,835	614,554	CI
FAMILY BENEFIT LIFE INS CO	MO	70742	(573) 636-3181	62,916,496	52,436,922	10,479,574	2,648	LI
FAMILY HERITAGE LIFE INS CO OF AMERICA	OH	77968	(440) 922-5200	571,062,288	508,918,004	62,144,284	3,815,768	DI LI
FAMILY LIFE INS CO	TX	63053	(800) 669-9030	147,370,296	115,631,469	31,738,827	1,436,326	DI LI
FAMILY SERVICE LIFE INS CO	TX	74004	(212) 598-8829	413,835,752	389,917,619	23,918,133	456	LI
FARM BUREAU LIFE INS CO	IA	63088	(515) 225-5400	7,415,158,248	6,867,760,385	547,397,863	16,029,394	DI LI VA VL
FARM BUREAU PROPERTY & CASUALTY INS CO	IA	13773	(515) 225-5400	1,768,480,279	1,053,724,378	714,755,901	52,973,743	CI MT PI SU VE
FARMERS AUTOMOBILE INS ASSOCIATION, THE	IL	24201	(309) 346-1161	1,079,658,823	608,404,025	471,254,798	0	CW MT PI SU VE
FARMERS INS CO OF ARIZONA	AZ	21598	(602) 863-8100	41,695,735	37,396,226	4,299,510	411,899,896	CI DI MT PI SU VE
FARMERS INS EXCHANGE	CA	21652	(213) 932-3200	15,530,166,955	11,779,367,292	3,750,799,663	99,253,061	CW DI MT PI SU VE
FARMERS NEW WORLD LIFE INS CO	WA	63177	(206) 232-8400	6,995,432,509	6,416,859,077	578,573,432	40,158,247	DI LI VA VL
FARMERS SPECIALTY INS CO	MI	43699	(616) 942-3000	16,831,769	561,233	16,270,536	0	CI MT PI VE
FARMINGTON CASUALTY CO	CT	41483	(860) 277-0111	1,002,985,303	733,742,651	269,242,652	5,086,232	CW DI MT PI SU VE
FARMLAND MUTUAL INS CO	IA	13838	(515) 228-6700	439,283,862	278,874,004	160,409,858	991,749	CW MT PI SU VE
FCB REINSURANCE CO	AZ	14379	(602) 254-5866	1,006,546	60,507	946,039	0	UR
FCCI INS CO	FL	10178	(941) 907-3224	1,529,375,724	1,008,561,699	520,814,025	0	CW MT PI SU VE
FEDERAL INS CO	IN	20281	(908) 903-2000	31,246,667,594	17,405,651,560	13,841,016,034	63,612,468	CW DI MT PI SU VE
FEDERAL LIFE INS CO (MUTUAL)	IL	63223	(847) 520-1900	220,143,887	201,159,602	18,984,286	358,774	DI LI
FEDERATED LIFE INS CO	MN	63258	(507) 455-5200	1,309,292,607	1,033,404,449	275,888,158	2,257,581	DI LI
FEDERATED MUTUAL INS CO	MN	13935	(507) 455-5200	4,233,760,432	1,868,319,414	2,365,441,018	6,714,224	CW DI MT PI SU VE
FEDERATED RURAL ELECTRIC INS EXCHANGE	KS	11118	(913) 541-0150	432,219,498	295,597,194	136,622,304	1,704,653	CW DI MT PI SU VE
FEDERATED SERVICE INS CO	MN	28304	(507) 455-5200	377,338,008	206,211,680	171,126,327	2,053,900	CW DI MT PI SU VE
FIDELITY & GUARANTY LIFE INS CO	MD	63274	(410) 895-0100	16,698,718,080	15,798,246,830	900,471,250	118,141,085	DI LI VA VL
FIDELITY AND DEPOSIT CO OF MARYLAND	MD	39306	(847) 605-6000	233,694,113	50,114,546	183,579,567	9,000,585	CW MT PI SU VE
FIDELITY AND GUARANTY INS CO	IA	35386	(651) 310-7911	19,507,977	243,789	19,264,188	56,489	CW MT PI SU VE
FIDELITY AND GUARANTY INS UNDERWRITERS, INC.	WI	25879	(651) 310-9711	194,799,998	95,592,078	99,207,920	32,473	CW DI MT PI SU VE
FIDELITY FIRST INS CO	TX	11134	(405) 848-0179	8,512,480	135,250	8,377,230	0	CW DI MT PI
FIDELITY INVESTMENTS LIFE INS CO	UT	93696	(401) 292-4700	18,981,352,578	18,426,904,625	554,447,953	44,716,149	DI LI VA VL
FIDELITY LIFE ASSOCIATION, A LEGAL RESERVE LIC	IL	63290	(630) 371-1877	441,659,795	305,868,031	135,791,764	2,329,854	DI LI
FIDELITY NATIONAL INDEMNITY INS CO	TX	11523	(800) 820-3242	30,980,971	12,867,639	18,113,332	1,489,714	PI
FIDELITY NATIONAL INS CO	CA	25180	(800) 849-6140	278,973,135	141,397,617	137,575,518	11,890,734	CI MT PI SU VE
FIDELITY NATIONAL PROPERTY AND CASUALTY INS CO.	NY	16578	(888) 333-2120	112,175,445	7,565,221	104,610,224	(20,789)	CI DI MT PI SU VE
FIDELITY NATIONAL TITLE INS CO	CA	51586	(904) 854-8100	1,399,076,670	951,874,887	447,201,783	41,928,580	TI
FIDELITY SECURITY LIFE INS CO	MO	71870	(816) 756-1060	789,672,812	666,443,465	123,229,347	21,219,253	DI LI
FIDUCIARIES RRG, INC.	NV	14439	(800) 226-0793	504,402	0	504,402	0	CI

Company Name Abbreviations:

CO = COMPANY CORP = CORPORATION INS = INSURANCE RRG = RISK RETENTION GROUP

Authorized Lines:

CE = CERTIFICATE OF EXEMPTION (WITH LINES OF AUTHORITY)

CI = CASUALTY CP = CAPTIVE INSURER CW = CASUALTY WITH WORKERS' COMPENSATION DI = DISABILITY DS = DENTAL SERVICE

HC = HEALTH CARE SERVICES ORGANIZATION HS = HOSPITAL SERVICE LC = LIFE CARE PROVIDER LP = LIFE CARE PROVIDER PROVISIONAL PERMIT

LI = LIFE LR = LIFE AND DISABILITY REINSURANCE MG = MORTGAGE GUARANTY MR = MECHANICAL REIMBURSEMENT REINSURANCE MS = MEDICAL SERVICE

MT = MARINE AND TRANSPORTATION OS = OPTOMETRIC SERVICE PD = PREPAID DENTAL PLAN PI = PROPERTY PL = PREPAID LEGAL

RG = DOMESTIC RISK RETENTION GROUP SU = SURETY TI = TITLE UR = UNAFFILIATED CREDIT LIFE AND DISABILITY REINSURANCE VA = VARIABLE ANNUITY

VE = VEHICLE VL = VARIABLE LIFE

Financial information is as of 12/31/2012 unless alternative fiscal year end is indicated.

† Fiscal year financial information due August 1 or November 1, 2013 pursuant to A.R.S. § 20-1083.

‡ Financial information was not required during this period or is not available due to regulatory action or notification of merger or withdrawal.

* DBA (Doing Business As)

INSURERS AUTHORIZED IN ARIZONA AS OF DECEMBER 31, 2012 - (continued)

NAME	DOMICILE	NAIC #	TELEPHONE	ASSETS	LIABILITIES	CAPITAL & SURPLUS	ARIZONA PREMIUMS	AUTHORIZED LINES
FINANCIAL AMERICAN LIFE INS CO	KS	71455	(305) 234-1771	48,771,570	33,477,861	15,293,709	2,106	DI LI
FINANCIAL AMERICAN PROPERTY AND CASUALTY IC	TX	21075	(305) 234-1771	13,086,555	2,513,025	10,573,530	(937)	CI DI MT PI SU VE
FINANCIAL ASSURANCE LIFE INS CO	TX	78093	(816) 391-2000	10,643,852	1,166,627	9,477,225	1,165	LI
FINANCIAL CASUALTY & SURETY, INC.	TX	35009	(713) 522-1100	18,397,667	6,397,667	12,000,000	27,724	SU
FINANCIAL GUARANTY INS CO	NY	12815	(212) 312-3000	2,020,836,491	4,631,749,595	(2,610,913,104)	0	REHABILITATION
FINANCIAL INDEMNITY CO	CA	19852	(972) 690-5500	87,800,387	60,101,284	27,699,103	405,271	CI DI MT PI SU VE
FINANCIAL PACIFIC INS CO	CA	31453	(916) 630-5000	206,012,056	121,632,015	84,380,041	1,282,271	CI PI SU VE
FIRE INS EXCHANGE	CA	21660	(213) 932-3200	2,204,004,831	1,541,786,575	662,218,256	0	CI MT PI SU
FIREMAN'S FUND INS CO	CA	21873	(415) 899-2000	11,835,782,853	9,313,649,661	2,522,133,192	8,330,440	CW DI MT PI SU VE
FIREMEN'S INS CO OF WASHINGTON, D.C.	DE	21784	(804) 285-2700	82,489,218	52,541,748	29,947,470	1,069,004	CW DI MT PI SU VE
FIRST ACCEPTANCE INS CO, INC.	TX	10336	(615) 327-4888	187,665,538	98,081,630	89,583,908	0	CI PI SU VE
FIRST ALLMERICA FINANCIAL LIFE INS CO	MA	69140	(508) 460-2400	2,898,256,141	2,772,898,400	125,357,741	222,679	DI LI
FIRST AMERICAN PROPERTY & CASUALTY INS CO	CA	37710	(714) 560-7850	87,915,605	45,500,972	42,414,633	8,207,880	CI MT PI VE
FIRST AMERICAN SPECIALTY INS CO	CA	34525	(714) 560-7850	98,328,716	51,668,378	46,660,338	0	CI MT PI VE
FIRST AMERICAN TITLE INS CO	CA	50814	(714) 250-3000	2,346,089,024	1,389,726,179	956,362,845	131,365,370	TI
FIRST CATHOLIC SLOVAK LADIES ASSOC. OF THE USA, THE	OH	56332	(800) 464-4642	727,699,668	643,630,015	84,069,649	498,634	LI
FIRST CATHOLIC SLOVAK UNION OF THE US OF AMER & CAN, THE	OH	56340	(216) 642-9406	305,479,561	284,832,989	20,646,572	0	LI
FIRST CITIZENS/WHITE AND ASSOCIATES INS CO	AZ	---	(602) 200-6900	850,694	121,398	729,296	0	UR
FIRST COLONIAL INS CO	FL	29980	(904) 992-1776	350,843,740	167,248,671	183,595,068	1,187,228	CI MT PI VE
FIRST CONTINENTAL LIFE & ACCIDENT INS CO	TX	64696	(281) 313-7150	5,216,554	2,110,438	3,106,116	0	DI LI
FIRST DAKOTA INDEMNITY CO	SD	10351	(605) 361-4142	37,934,788	27,584,968	10,349,820	0	CW SU
FIRST FINANCIAL INS CO	IL	11177	(336) 586-2500	507,216,419	152,495,016	354,721,403	0	CI PI SU VE
FIRST GUARD INS CO	AZ	10676	(941) 485-6210	17,465,733	576,836	16,888,897	120,758	CI MT VE
FIRST HEALTH LIFE & HEALTH INS CO	TX	90328	(630) 737-7855	600,155,608	187,953,237	412,202,371	10,670,295	DI LI
FIRST INVESTORS LIFE INS CO	NY	63495	(212) 858-8200	1,341,125,230	1,294,599,834	46,525,396	2,891,439	DI LI VA VL
FIRST LIBERTY INS CORP, THE	IL	33588	(617) 357-9500	52,743,594	31,837,209	20,906,385	10,508,079	CW DI MT PI SU VE
FIRST NATIONAL INS CO OF AMERICA	NH	24724	(617) 357-9500	228,769,845	180,297,987	48,471,858	490,396	CW MT PI SU VE
FIRST NATIONAL TITLE INS CO	TX	14240	(972) 588-1280	3,788,503	462,132	3,326,371	0	TI
FIRST NONPROFIT INS CO	DE	10859	(312) 715-3010	147,515,838	98,665,421	48,850,417	778,664	CW PI VE
FIRST PENN-PACIFIC LIFE INS CO	IN	67652	(260) 455-2000	1,897,267,995	1,639,769,440	257,498,555	3,148,797	DI LI VL
FIRST PROFESSIONALS INS CO, INC.	FL	33383	(904) 354-5910	621,820,521	421,599,455	200,221,066	0	CW PI
FIRST PULASKI REINSURANCE CO	AZ	60121	(602) 254-5866	1,367,930	104,956	1,262,974	0	UR
FIRST REINSURANCE, INC.	AZ	60241	(920) 731-0400	2,037,513	32,608	2,004,905	0	LR
FIRST VOLUNTEER INS CO	AZ	86398	(931) 484-8411	2,260,096	28,441	2,231,654	0	UR
FIRSTCOMP INS CO	NE	27626	(402) 926-0099	283,222,392	192,812,181	90,410,211	0	CW
FLORISTS' MUTUAL INS CO	IL	13978	(618) 656-4240	159,759,783	118,178,608	41,581,175	193,555	CW MT PI SU VE

Company Name Abbreviations:

CO = COMPANY CORP = CORPORATION INS = INSURANCE RRG = RISK RETENTION GROUP

Authorized Lines:

CE = CERTIFICATE OF EXEMPTION (WITH LINES OF AUTHORITY)
 CI = CASUALTY CP = CAPTIVE INSURER CW = CASUALTY WITH WORKERS' COMPENSATION DI = DISABILITY DS = DENTAL SERVICE
 HC = HEALTH CARE SERVICES ORGANIZATION HS = HOSPITAL SERVICE LC = LIFE CARE PROVIDER LP = LIFE CARE PROVIDER PROVISIONAL PERMIT
 LI = LIFE LR = LIFE AND DISABILITY REINSURANCE MG = MORTGAGE GUARANTY MR = MECHANICAL REIMBURSEMENT REINSURANCE MS = MEDICAL SERVICE
 MT = MARINE AND TRANSPORTATION OS = OPTOMETRIC SERVICE PD = PREPAID DENTAL PLAN PI = PROPERTY PL = PREPAID LEGAL
 RG = DOMESTIC RISK RETENTION GROUP SU = SURETY TI = TITLE UR = UNAFFILIATED CREDIT LIFE AND DISABILITY REINSURANCE VA = VARIABLE ANNUITY
 VE = VEHICLE VL = VARIABLE LIFE

Financial information is as of 12/31/2012 unless alternative fiscal year end is indicated.

† Fiscal year financial information due August 1 or November 1, 2013 pursuant to A.R.S. § 20-1083.

‡ Financial information was not required during this period or is not available due to regulatory action or notification of merger or withdrawal.

* DBA (Doing Business As)

INSURERS AUTHORIZED IN ARIZONA AS OF DECEMBER 31, 2012 - (continued)

NAME	DOMICILE	NAIC #	TELEPHONE	ASSETS	LIABILITIES	CAPITAL & SURPLUS	ARIZONA PREMIUMS	AUTHORIZED LINES
FOOTHILLS LIFE INS CO	AZ	90034	(513) 943-7200	304,293	73,149	231,144	0	LR
FOR LIFE INS CO	AZ	---	(847) 572-6860	Financial Information Not Available †				UR
FOREMOST INS CO GRAND RAPIDS, MICHIGAN	MI	11185	(616) 942-3000	1,774,411,860	780,873,669	993,538,191	47,105,279	CW DI MT PI SU VE
FOREMOST PROPERTY AND CASUALTY INS CO	MI	11800	(616) 942-3000	54,041,659	36,956,880	17,084,779	8,941,855	CW DI MT PI SU VE
FOREMOST SIGNATURE INS CO	MI	41513	(616) 942-3000	24,317,964	4,715,398	19,602,566	0	CW DI MT PI SU VE
FORETHOUGHT LIFE INS CO	IN	91642	(317) 223-2700	6,256,052,027	5,794,680,411	461,371,616	26,027,551	DI LI VA
FORT DEARBORN LIFE INS CO	IL	71129	<i>Name changed 1/1/12, now known as DEARBORN NATIONAL LIFE INS CO</i>					
FORT GATLIN ASSURANCE, INC.	AZ	14292	(303) 388-5688	Financial Information Not Available				CP
FORT WAYNE MEDICAL SURETY CO,RISK RETENTION GROUP	AZ	12625	(602) 427-3251	4,432,873	2,013,333	2,419,540	0	RG
FORTRESS INS CO	IL	10801	(847) 384-0062	65,912,447	36,295,054	29,617,393	269,801	CI
FOUNDERS INS CO	IL	14249	(847) 768-0040	246,076,431	170,609,520	75,466,911	614,179	CI PI SU VE
FOX INS CO	AZ	10161	(212) 400-6100	3,628,314	0	3,628,314	0	SUSPENDED
FRANCHISE INS GROUP, INC.	AZ	11900	(480) 682-4985	Financial Information Not Available				CP
FRANK WINSTON CRUM INS CO	FL	11600	(727) 799-1150	44,052,652	30,114,855	13,937,797	184,708	CW
FRANK WINSTON CRUM INS, INC.	FL	11600	<i>Name changed 11/8/12, now known as FRANK WINSTON CRUM INS CO</i>					
FRANKENMUTH MUTUAL INS CO	MI	13986	(989) 652-6121	1,015,649,791	625,828,941	389,820,850	0	CW MT PI SU VE
FREEDOM LIFE INS CO OF AMERICA	TX	62324	(817) 878-3300	41,529,881	21,895,792	19,634,090	2,855,429	DI LI
FREEDOM PLAZA LIFE CARE RETIREMENT COMMUNITY **	DE	14301	(623) 876-2436	31,452,000	34,738,000	(3,286,000)	0	LC
FREEDOM SPECIALTY INS CO	OH	22209	(614) 249-1545	25,296,472	13,718,123	11,578,349	120,000	CW MT PI SU VE
FREMONT LIFE INS CO	CA	62154	(415) 676-5036	Financial Information Not Available ‡				CONSERVATORSHIP
FRIENDSHIP VILLAGE OF TEMPE **	AZ	95222	(480) 831-0880	120,959,797	147,476,338	(26,516,541)	0	LC
FRONTIER INS CO	NY	34266	(914) 796-2100	Financial Information Not Available ‡				REHABILITATION
FSG REINSURANCE CO	AZ	14383	(602) 254-5866	154,007	5,752	148,256	0	UR
FUNERAL DIRECTORS LIFE INS CO	TX	99775	(325) 695-3412	884,159,075	803,613,621	80,545,454	2,484,937	LI
FUSB REINSURANCE, INC.	AZ	60152	(931) 484-8411	4,273,870	726,765	3,547,105	0	UR
FUTURAL LIFE INS CO	AZ	78549	(602) 200-6900	6,547,345	1,827,567	4,719,778	0	DI LI
GARDEN STATE LIFE INS CO	TX	63657	(713) 538-1037	116,500,727	71,578,457	44,922,270	424,440	DI LI
GARRISON PROPERTY AND CASUALTY INS CO	TX	21253	(210) 498-8000	1,107,945,192	690,114,924	417,830,268	31,404,865	CI MT PI VE
GATEWAY INS CO	MO	28339	(314) 373-3333	53,456,310	43,234,514	10,221,796	847,839	CW MT PI SU VE
GEICO ADVANTAGE INS CO	NE	14138	(301) 986-3000	249,134,354	40,888,600	208,245,754	0	VE
GEICO CASUALTY CO	MD	41491	(301) 986-2500	1,712,582,816	1,050,756,065	661,826,751	104,937,947	VE
GEICO CHOICE INS CO	NE	14139	(301) 986-3000	248,518,076	35,646,229	212,871,847	0	VE
GEICO GENERAL INS CO	MD	35882	(301) 986-2500	184,207,547	69,836,672	114,370,875	144,074,843	CI DI MT PI SU VE
GEICO INDEMNITY CO	MD	22055	(301) 986-2500	6,443,734,584	3,694,854,201	2,748,880,383	62,926,978	CI PI VE
GEICO SECURE INS CO	NE	14137	(301) 986-3000	238,855,169	18,547,628	220,307,541	0	VE
GENERAL AMERICAN LIFE INS CO	MO	63665	(813) 983-4100	11,865,748,904	10,992,815,680	872,933,224	7,996,124	DI LI VA VL

Company Name Abbreviations:

CO = COMPANY CORP = CORPORATION INS = INSURANCE RRG = RISK RETENTION GROUP

Authorized Lines:

CE = CERTIFICATE OF EXEMPTION (WITH LINES OF AUTHORITY)

CI = CASUALTY CP = CAPTIVE INSURER CW = CASUALTY WITH WORKERS' COMPENSATION DI = DISABILITY DS = DENTAL SERVICE

HC = HEALTH CARE SERVICES ORGANIZATION HS = HOSPITAL SERVICE LC = LIFE CARE PROVIDER LP = LIFE CARE PROVIDER PROVISIONAL PERMIT

LI = LIFE LR = LIFE AND DISABILITY REINSURANCE MG = MORTGAGE GUARANTY MR = MECHANICAL REIMBURSEMENT REINSURANCE MS = MEDICAL SERVICE

MT = MARINE AND TRANSPORTATION OS = OPTOMETRIC SERVICE PD = PREPAID DENTAL PLAN PI = PROPERTY PL = PREPAID LEGAL

RG = DOMESTIC RISK RETENTION GROUP SU = SURETY TI = TITLE UR = UNAFFILIATED CREDIT LIFE AND DISABILITY REINSURANCE VA = VARIABLE ANNUITY

VE = VEHICLE VL = VARIABLE LIFE

Financial information is as of 12/31/2012 unless alternative fiscal year end is indicated.

† Fiscal year financial information due August 1 or November 1, 2013 pursuant to A.R.S. § 20-1083.

‡ Financial information was not required during this period or is not available due to regulatory action or notification of merger or withdrawal.

* DBA (Doing Business As)

INSURERS AUTHORIZED IN ARIZONA AS OF DECEMBER 31, 2012 - (continued)

NAME	DOMICILE	NAIC #	TELEPHONE	ASSETS	LIABILITIES	CAPITAL & SURPLUS	ARIZONA PREMIUMS	AUTHORIZED LINES
GENERAL AUTOMOBILE INS CO, INC., THE	OH	13703	(615) 242-1961	31,209,720	20,771,952	10,437,768	0	VE
GENERAL CASUALTY CO OF WISCONSIN	WI	24414	(608) 837-4440	1,024,950,372	576,844,447	448,105,925	574,283	CW MT PI SU VE
GENERAL FIDELITY INS CO	SC	30007	(603) 656-2233	482,463,513	224,282,833	258,180,680	(2,491)	CI DI MT PI VE
GENERAL FIDELITY LIFE INS CO	SC	93521	(980) 386-3640	230,488,277	24,710,196	205,778,081	93,427	DI LI
GENERAL INS CO OF AMERICA	NH	24732	(617) 357-9500	1,999,941,310	1,692,800,728	307,140,582	1,223,635	CW DI MT PI SU VE
GENERAL RE LIFE CORP	CT	86258	(203) 352-3000	3,100,579,205	2,513,273,411	587,305,794	0	DI LI
GENERAL REINSURANCE CORP	DE	22039	(203) 328-5000	15,532,940,459	4,839,741,730	10,693,198,729	455,678	CW DI MT PI SU VE
GENERAL SECURITY INDEMNITY CO OF ARIZONA	AZ	20559	(212) 480-1900	164,976,555	116,674,724	48,301,831	1,381,219	CW DI MT PI SU VE
GENERAL SECURITY NATIONAL INS CO	NY	39322	(212) 480-1900	387,718,085	296,200,747	91,517,338	0	CI DI MT PI SU VE
GENERAL STAR NATIONAL INS CO	DE	11967	(203) 328-5700	250,653,902	69,463,924	181,189,978	44,748	CI MT PI SU VE
GENERALI (U.S. BRANCH)		11231	(212) 602-7600	62,166,061	34,371,494	27,794,567	128,436	CI DI MT PI SU VE
GENERATION LIFE INS CO	AZ	73504	(931) 388-7872	26,060,073	720,519	25,339,554	1,779	DI LI
GENESIS INS CO	CT	38962	(203) 328-5000	189,749,161	54,581,241	135,167,920	275,500	CW DI MT PI SU VE
GENEVA INS CO	IN	10648	(317) 614-5420	3,796,319	1,675,939	2,120,380	359,204	CI PI VE
GENWORTH FINANCIAL ASSURANCE CORP	NC	37095	(919) 846-4100	13,142,636	2,877	13,139,759	0	CI
GENWORTH HOME EQUITY INS CORP	NC	41432	(919) 846-4100	12,429,587	7,996	12,421,591	0	CI
GENWORTH LIFE AND ANNUITY INS CO	VA	65536	(804) 662-2400	24,030,733,178	21,775,401,176	2,255,332,002	32,986,990	DI LI VA VL
GENWORTH LIFE INS CO	DE	70025	(804) 662-2400	36,783,835,408	33,373,300,173	3,410,535,235	52,782,058	DI LI
GENWORTH MORTGAGE INS CORP	NC	38458	(919) 846-4100	2,247,302,535	1,761,709,678	485,592,857	15,066,851	MG
GENWORTH MORTGAGE INS CORP OF N C	NC	16675	(919) 846-4100	450,151,154	301,531,299	148,619,855	0	MG
GENWORTH RESIDENTIAL MORTGAGE ASSURANCE CORP	NC	18759	(919) 846-4100	93,126,355	11,864,441	81,261,914	30,764	MG
GENWORTH RESIDENTIAL MORTGAGE INS CORP. OF N C	NC	29823	(919) 846-4100	220,390,870	125,593,654	94,797,216	293,750	MG
GEORGIA CASUALTY & SURETY CO	GA	11258	(404) 266-5500	40,186,534	24,033,897	16,152,637	0	CI MT SU VE
GEORGIA PEOPLES LIFE INS CO	AZ	87289	(602) 254-5866	3,914,303	427,673	3,486,632	0	LR
GEOVERA INS CO	CA	10799	(800) 324-6020	88,237,776	58,430,875	29,806,901	0	PI
GEOVERA SECURITY INS CO	AZ	12759	(800) 785-2658	32,225,607	15,399,075	16,826,532	0	CI PI
GERBER LIFE INS CO	NY	70939	(914) 272-4000	2,306,672,494	2,068,769,934	237,902,560	5,189,113	DI LI
GLEANER LIFE INS SOCIETY	MI	56154	(517) 263-2244	1,437,607,615	1,356,799,080	80,808,535	443,268	DI LI
GLOBAL INTERNATIONAL INS CO, INC., A RRG	DC	10991	(202) 471-5944	19,909,562	787,660	19,121,902	8,195	CI
GLOBAL LIBERTY INS CO OF NEW YORK	NY	11092	(516) 576-8181	41,833,070	27,105,056	14,728,014	436,614	CI MT PI VE
GLOBAL ONE INS CO	AZ	14335	(602) 337-6300	Financial Information Not Available				CP
GLOBAL REINSURANCE CORP OF AMERICA	NY	21032	(212) 754-7500	552,861,793	290,693,340	262,168,453	0	CI MT PI SU VE
GLOBE LIFE AND ACCIDENT INS CO	NE	91472	(405) 270-1400	3,454,370,001	2,976,810,855	477,559,146	8,534,248	DI LI
GMAC INS CO ONLINE, INC.	MO	11044	(336) 435-2000	22,556,591	12,529,302	10,027,289	6,867,438	CI MT PI VE
GNV CUSTOM INS CO	AZ	10814	(212) 683-9700	54,216,959	6,297,629	47,919,331	0	CW MT PI SU VE
GOLDEN BEAR INS CO	CA	39861	(209) 948-8191	99,650,775	59,616,609	40,034,166	0	CI

Company Name Abbreviations:

CO = COMPANY CORP = CORPORATION INS = INSURANCE RRG = RISK RETENTION GROUP

Authorized Lines:

CE = CERTIFICATE OF EXEMPTION (WITH LINES OF AUTHORITY)

CI = CASUALTY CP = CAPTIVE INSURER CW = CASUALTY WITH WORKERS' COMPENSATION DI = DISABILITY DS = DENTAL SERVICE

HC = HEALTH CARE SERVICES ORGANIZATION HS = HOSPITAL SERVICE LC = LIFE CARE PROVIDER LP = LIFE CARE PROVIDER PROVISIONAL PERMIT

LI = LIFE LR = LIFE AND DISABILITY REINSURANCE MG = MORTGAGE GUARANTY MR = MECHANICAL REIMBURSEMENT REINSURANCE MS = MEDICAL SERVICE

MT = MARINE AND TRANSPORTATION OS = OPTOMETRIC SERVICE PD = PREPAID DENTAL PLAN PI = PROPERTY PL = PREPAID LEGAL

RG = DOMESTIC RISK RETENTION GROUP SU = SURETY TI = TITLE UR = UNAFFILIATED CREDIT LIFE AND DISABILITY REINSURANCE VA = VARIABLE ANNUITY

VE = VEHICLE VL = VARIABLE LIFE

Financial information is as of 12/31/2012 unless alternative fiscal year end is indicated.

† Fiscal year financial information due August 1 or November 1, 2013 pursuant to A.R.S. § 20-1083.

‡ Financial information was not required during this period or is not available due to regulatory action or notification of merger or withdrawal.

* DBA (Doing Business As)

INSURERS AUTHORIZED IN ARIZONA AS OF DECEMBER 31, 2012 - (continued)

NAME	DOMICILE	NAIC #	TELEPHONE	ASSETS	LIABILITIES	CAPITAL & SURPLUS	ARIZONA PREMIUMS	AUTHORIZED LINES
GOLDEN EAGLE INS CORP	NH	10836	(619) 744-6000	657,158,949	546,647,378	110,511,571	35,335	CW DI MT PI SU VE
GOLDEN INS CO, A RRG	NV	11145	(303) 388-5688	5,463,781	3,264,547	2,199,234	6,311	CI
GOLDEN RULE INS CO	IN	62286	(317) 290-8100	782,483,247	490,190,818	292,292,429	123,662,154	DI LI
GOVERNMENT EMPLOYEES INS CO	MD	22063	(301) 986-2500	19,089,625,624	11,072,034,707	8,017,590,917	53,271,035	CI DI MT PI SU VE
GOVERNMENT PERSONNEL MUTUAL LIFE INS CO	TX	63967	(210) 357-2222	833,747,400	728,904,592	104,842,808	2,261,931	DI LI
GRAIN DEALERS MUTUAL INS CO	IN	22098	(317) 388-4500	8,920,420	4,233,167	4,687,253	1,440	CI DI MT PI SU VE
GRAMERCY INS CO	TX	43265	(888) 202-0422	Financial Information Not Available ‡				REHABILITATION
GRANDVIEW TERRACE RETIREMENT CENTER **	FY Ending 06/30/2012 AZ	60192	(623) 975-8700	40,232,952	51,674,917	(11,441,965)	0	LC
GRANITE RE, INC.	OK	26310	(405) 752-2600	30,376,247	15,037,367	15,338,880	72,550	SU
GRANITE STATE INS CO	PA	23809	(212) 770-7000	42,447,858	3,176,623	39,271,235	3,028,648	CW DI MT PI SU VE
GRAY CASUALTY & SURETY CO, THE	LA	10671	(504) 888-7790	16,516,073	2,329,843	14,186,231	126,778	CW SU
GRAY INS CO, THE	LA	36307	(504) 888-7790	290,853,227	187,712,646	103,140,581	107,579	CW MT PI SU VE
GREAT AMERICAN ALLIANCE INS CO	OH	26832	(513) 369-5000	31,293,415	439,978	30,853,437	1,474,458	CW MT PI SU VE
GREAT AMERICAN ASSURANCE CO	OH	26344	(513) 369-5000	21,328,084	2,719,899	18,608,186	7,302,472	CW MT PI SU VE
GREAT AMERICAN CONTEMPORARY INS CO	OH	10646	(513) 369-5000	11,221,211	300	11,220,911	0	CW MT PI VE
GREAT AMERICAN INS CO	OH	16691	(513) 369-5000	5,132,593,204	3,662,948,328	1,469,644,876	13,633,253	CW DI MT PI SU VE
GREAT AMERICAN INS CO OF NEW YORK	NY	22136	(513) 369-5000	46,837,412	1,606,247	45,231,164	3,888,078	CW MT PI SU VE
GREAT AMERICAN LIFE ASSURANCE CO	OH	62200	(845) 358-2300	5,735,228	184,985	5,550,243	0	DI LI
GREAT AMERICAN LIFE INS CO	OH	63312	(513) 357-3300	16,508,610,432	15,233,864,320	1,274,746,112	41,370,994	DI LI
GREAT AMERICAN SECURITY INS CO	OH	31135	(513) 369-5000	20,915,745	1,697,782	19,217,963	0	CW MT PI SU VE
GREAT AMERICAN SPIRIT INS CO	OH	33723	(513) 369-5000	22,547,257	1,346,918	21,200,339	17,185	CW DI MT PI SU VE
GREAT FIDELITY LIFE INS CO	IN	64076	(316) 794-2200	3,992,776	1,338,166	2,654,610	0	DI LI
GREAT MIDWEST INS CO	TX	18694	(713) 973-0226	86,859,859	33,801,885	53,057,974	189,280	CI DI MT PI SU VE
GREAT NORTHERN INS CO	IN	20303	(908) 903-2000	1,625,555,808	1,186,963,537	438,592,271	7,713,931	CW DI MT PI SU VE
GREAT NORTHWEST INS CO	IN	26654	(651) 325-0060	20,943,161	14,562,756	6,380,405	370,626	CI MT PI VE
GREAT SOUTHEASTERN LIFE INS CO	AZ	84395	(602) 648-4040	142,078	0	142,078	0	LR
GREAT SOUTHERN LIFE INS CO	TX	90212	(816) 391-2000	233,128,115	194,314,684	38,813,431	726,193	DI LI
GREAT WEST CASUALTY CO	NE	11371	(402) 494-2411	1,635,630,278	1,120,728,418	514,901,861	8,790,612	CW MT SU VE
GREAT WESTERN INS CO	UT	71480	(801) 621-5688	503,809,347	451,773,670	52,035,678	9,650,682	LI
GREATER MISSOURI LIFE INS CO	AZ	91146	(480) 429-5000	Financial Information Not Available †				UR
GREATER NEW YORK MUTUAL INS CO	NY	22187	(212) 683-9700	859,641,524	471,055,164	388,586,360	230,328	CW DI MT PI SU VE
GREAT-WEST LIFE & ANNUITY INS CO	CO	68322	(303) 737-3000	49,029,462,345	47,919,964,397	1,109,497,948	68,969,920	DI LI VA VL
GREAT-WEST LIFE ASSURANCE CO	CANADA	80705	(303) 689-3000	86,729,745	63,870,780	22,858,965	891,959	DI LI
GREEK CATHOLIC UNION OF THE U.S.A	PA	56693	(724) 495-3400	977,168,816	940,000,637	37,168,179	21,815,101	LI
GREEN HILLS INS CO, A RRG	VT	11941	(802) 658-7849	24,075,481	10,089,090	13,986,391	61,932	CI
GREENWICH INS CO	DE	22322	(203) 964-5200	1,102,566,830	661,767,117	440,799,713	7,663,234	CW DI MT PI SU VE

Company Name Abbreviations:

CO = COMPANY CORP = CORPORATION INS = INSURANCE RRG = RISK RETENTION GROUP

Authorized Lines:

CE = CERTIFICATE OF EXEMPTION (WITH LINES OF AUTHORITY)

CI = CASUALTY CP = CAPTIVE INSURER CW = CASUALTY WITH WORKERS' COMPENSATION DI = DISABILITY DS = DENTAL SERVICE

HC = HEALTH CARE SERVICES ORGANIZATION HS = HOSPITAL SERVICE LC = LIFE CARE PROVIDER LP = LIFE CARE PROVIDER PROVISIONAL PERMIT

LI = LIFE LR = LIFE AND DISABILITY REINSURANCE MG = MORTGAGE GUARANTY MR = MECHANICAL REIMBURSEMENT REINSURANCE MS = MEDICAL SERVICE

MT = MARINE AND TRANSPORTATION OS = OPTOMETRIC SERVICE PD = PREPAID DENTAL PLAN PI = PROPERTY PL = PREPAID LEGAL

RG = DOMESTIC RISK RETENTION GROUP SU = SURETY TI = TITLE UR = UNAFFILIATED CREDIT LIFE AND DISABILITY REINSURANCE VA = VARIABLE ANNUITY

VE = VEHICLE VL = VARIABLE LIFE

Financial information is as of 12/31/2012 unless alternative fiscal year end is indicated.

† Fiscal year financial information due August 1 or November 1, 2013 pursuant to A.R.S. § 20-1083.

‡ Financial information was not required during this period or is not available due to regulatory action or notification of merger or withdrawal.

* DBA (Doing Business As)

INSURERS AUTHORIZED IN ARIZONA AS OF DECEMBER 31, 2012 - (continued)

NAME	DOMICILE	NAIC #	TELEPHONE	ASSETS	LIABILITIES	CAPITAL & SURPLUS	ARIZONA PREMIUMS	AUTHORIZED LINES
GUARANTEE CO OF NORTH AMERICA USA, THE	MI	36650	(248) 281-0281	214,272,135	72,548,698	141,723,437	908,126	SU
GUARANTEE SECURITY LIFE INS CO OF ARIZONA	AZ	83232	(201) 567-6800	450,927	0	450,927	0	LI
GUARANTEE TRUST LIFE INS CO	IL	64211	(847) 699-0600	325,015,658	280,770,822	44,244,836	1,112,242	DI LI
GUARANTY INCOME LIFE INS CO	LA	64238	(504) 383-0355	476,719,533	453,472,166	23,247,367	185,924	DI LI
GUARDIAN INS AND ANNUITY CO, INC., THE	DE	78778	(800) 221-3253	12,073,279,292	11,858,182,934	215,096,358	33,150,493	DI LI VA VL
GUARDIAN LIFE INS CO OF AMERICA, THE	NY	64246	(212) 598-8000	37,530,716,596	32,778,703,122	4,752,013,475	63,197,581	DI LI
GUGGENHEIM LIFE AND ANNUITY CO	DE	83607	(317) 396-9953	9,134,037,003	8,643,757,700	490,279,302	7,036,151	DI LI
GUIDEONE AMERICA INS CO	IA	42331	(515) 267-5000	11,702,727	1,633,112	10,069,615	153,661	CI MT PI SU VE
GUIDEONE ELITE INS CO	IA	42803	(515) 267-5000	26,513,856	6,113,665	20,400,191	523,976	CI PI
GUIDEONE MUTUAL INS CO	IA	15032	(515) 267-5000	1,134,816,016	711,426,606	423,389,410	1,464,678	CW DI MT PI SU VE
GUIDEONE SPECIALTY MUTUAL INS CO	IA	14559	(515) 267-5000	250,194,649	158,871,059	91,323,590	621,480	CI MT PI SU VE
HALLMARK INS CO	AZ	34037	(817) 348-1600	192,593,117	122,736,975	69,856,142	11,969,752	CW DI MT PI SU VE
HALLMARK LIFE INS CO	AZ	60078	(314) 505-6143	33,048,394	17,873,635	15,174,759	0	LR
HALLMARK NATIONAL INS CO	OH	19530	(817) 348-1600	73,926,277	52,718,599	21,207,678	129,112	CI MT PI SU VE
HANOVER AMERICAN INS CO, THE	NH	36064	(508) 853-7200	28,169,213	333,270	27,835,943	1,200,278	CW MT PI VE
HANOVER INS CO, THE	NH	22292	(508) 853-7200	5,696,503,340	4,177,637,398	1,518,865,942	9,610,604	CW DI MT PI SU VE
HARCO NATIONAL INS CO	IL	26433	(847) 734-4100	309,557,015	166,916,141	142,640,874	508,392	CW MT PI SU VE
HARLEYSVILLE INS CO	PA	23582	(215) 256-5000	153,353,864	126,674,042	26,679,822	129,431	CI MT PI SU VE
HARLEYSVILLE LIFE INS CO	PA	64327	(215) 256-5000	405,508,894	383,858,964	21,649,930	111,967	DI LI
HARRIS LIFE INS CO	AZ	86525	(416) 913-3339	Financial Information Not Available †				UR
HARTFORD ACCIDENT AND INDEMNITY CO	CT	22357	(860) 547-5000	11,063,287,312	7,955,733,014	3,107,554,297	7,546,214	CW DI MT PI SU VE
HARTFORD CASUALTY INS CO	IN	29424	(860) 547-5000	2,196,489,846	1,289,173,435	907,316,412	27,093,899	CW DI MT PI SU VE
HARTFORD FIRE INS CO	CT	19682	(860) 547-5000	24,620,337,797	11,607,800,224	13,012,537,573	17,192,335	CW DI MT PI SU VE
HARTFORD INS CO OF THE MIDWEST	IN	37478	(860) 547-5000	470,143,468	117,403,236	352,740,232	30,534,260	CW PI VE
HARTFORD LIFE AND ACCIDENT INS CO	CT	70815	(860) 547-5000	14,404,772,034	8,637,475,747	5,767,296,287	76,554,085	DI LI
HARTFORD LIFE AND ANNUITY INS CO	CT	71153	(860) 547-5000	65,710,696,001	62,684,481,612	3,026,214,389	40,761,336	DI LI VA VL
HARTFORD LIFE INS CO	CT	88072	(860) 547-5000	140,501,384,777	135,485,877,275	5,015,507,502	26,229,405	DI LI VA VL
HARTFORD STEAM BOILER INSPECTION AND I C OF CT, THE	CT	29890	(860) 722-1866	97,518,214	49,312,363	48,205,851	6,966	CI MT PI
HARTFORD STEAM BOILER INSPECTION AND INS CO	CT	11452	(860) 722-1866	1,353,891,212	704,672,194	649,219,018	487,132	CI MT PI VE
HARTFORD UNDERWRITERS INS CO	CT	30104	(860) 547-5000	1,558,032,772	943,768,335	614,264,437	26,698,466	CW DI MT PI SU VE
HAULERS INS CO, INC.	TN	31550	(931) 381-5406	58,451,474	23,152,477	35,298,997	0	CI MT PI VE
HBI LIFE INS CO	AZ	82368	(602) 254-5866	2,039,064	58,914	1,980,151	0	LR
HCC LIFE INS CO	IN	92711	(770) 973-9851	731,234,248	317,506,903	413,727,345	9,610,601	DI LI
HCSC INS SERVICES CO	IL	78611	(312) 653-6000	188,539,014	45,010,341	143,528,673	0	DI LI
HDI-GERLING AMERICA INS CO	IL	41343	(312) 580-1900	320,042,817	188,424,593	131,618,226	932,113	CW DI MT PI SU VE
HEALTH CARE CASUALTY RRG, INC.	DC	12236	(773) 864-8280	17,966,480	16,164,443	1,802,038	0	CI

Company Name Abbreviations:

CO = COMPANY CORP = CORPORATION INS = INSURANCE RRG = RISK RETENTION GROUP

Authorized Lines:

CE = CERTIFICATE OF EXEMPTION (WITH LINES OF AUTHORITY)

CI = CASUALTY CP = CAPTIVE INSURER CW = CASUALTY WITH WORKERS' COMPENSATION DI = DISABILITY DS = DENTAL SERVICE

HC = HEALTH CARE SERVICES ORGANIZATION HS = HOSPITAL SERVICE LC = LIFE CARE PROVIDER LP = LIFE CARE PROVIDER PROVISIONAL PERMIT

LI = LIFE LR = LIFE AND DISABILITY REINSURANCE MG = MORTGAGE GUARANTY MR = MECHANICAL REIMBURSEMENT REINSURANCE MS = MEDICAL SERVICE

MT = MARINE AND TRANSPORTATION OS = OPTOMETRIC SERVICE PD = PREPAID DENTAL PLAN PI = PROPERTY PL = PREPAID LEGAL

RG = DOMESTIC RISK RETENTION GROUP SU = SURETY TI = TITLE UR = UNAFFILIATED CREDIT LIFE AND DISABILITY REINSURANCE VA = VARIABLE ANNUITY

VE = VEHICLE VL = VARIABLE LIFE

Financial information is as of 12/31/2012 unless alternative fiscal year end is indicated.

† Fiscal year financial information due August 1 or November 1, 2013 pursuant to A.R.S. § 20-1083.

‡ Financial information was not required during this period or is not available due to regulatory action or notification of merger or withdrawal.

* DBA (Doing Business As)

INSURERS AUTHORIZED IN ARIZONA AS OF DECEMBER 31, 2012 - (continued)

NAME	DOMICILE	NAIC #	TELEPHONE	ASSETS	LIABILITIES	CAPITAL & SURPLUS	ARIZONA PREMIUMS	AUTHORIZED LINES
HEALTH CARE INDUSTRY LIABILITY RECIPROCAL INS CO, RRG	DC	11832	(734) 996-2700	42,070,437	32,943,937	9,126,501	109,342	CI
HEALTH CARE SERVICE CORP., A MUTUAL LEGAL RESERVE CO.	IL	70670	(312) 653-6000	15,517,613,693	5,963,865,276	9,553,748,416	5,002,509	DI
HEALTH NET LIFE INS CO	CA	66141	(818) 676-8256	631,952,773	266,340,078	365,612,695	288,101,667	DI LI
HEALTH NET OF ARIZONA, INC.	AZ	95206	(602) 794-1400	218,138,288	140,647,726	77,490,562	722,692,869	HC
HEALTH PROVIDERS INS RECIPROCAL, RRG	HI	10080	(925) 838-6070	80,776,546	32,846,957	47,929,589	0	CI
HEALTHCARE CAPTIVE INS CO	AZ	14336	(602) 427-3200	Financial Information Not Available				CP
HEALTHCARE SAFETY & PROTECTION RRG, INC.	SC	10752	(843) 573-4676	5,151,437	3,360,622	1,790,815	244,966	CI
HEALTHMARKETS INS CO	OK	92908	(817) 255-3100	12,498,258	381,893	12,116,365	0	DI LI
HEALTHSPRING LIFE & HEALTH INS CO, INC.	TX	12902	(615) 291-7000	796,241,036	356,922,081	439,318,956	4,147,934	DI
HEARTLAND INS CO OF AMERICA	IL	42870	(505) 243-5444	Financial Information Not Available ‡				SUSPENDED
HEARTLAND NATIONAL LIFE INS CO	IN	66214	(816) 478-0120	8,438,186	4,508,319	3,929,867	36,576	DI LI
HEARTLAND RISK MANAGEMENT CO	FY Ending 09/30/2012 AZ	14253	(602) 427-3208	Financial Information Not Available				CP
HERITAGE CASUALTY INS CO	KS	32077	(913) 982-3700	66,335,993	122,340	66,213,653	0	CI DI MT PI SU VE
HERITAGE INDEMNITY CO	CA	39527	(308) 987-5500	206,882,135	101,924,512	104,957,624	881,423	CI MT PI VE
HERITAGE LIFE INS CO	AZ	64394	(317) 396-9956	3,893,468,281	2,893,370,563	1,000,097,718	0	DI LI
HERITAGE UNION LIFE INS CO	MN	62421	(203) 762-4400	7,540,074	375,507	7,164,561	83,254	DI LI
HIGHLANDS INS CO	TX	22489	(609) 896-1921	Financial Information Not Available ‡				REHABILITATION
HILLSTAR INS CO	IN	10068	(205) 870-4000	7,457,114	3,354,393	4,102,721	0	CI PI VE
HISCOX INS CO INC.	IL	10200	(312) 380-5555	97,085,393	44,803,675	52,281,718	1,027,778	CI DI MT PI SU VE
HITCHCO REINSURANCE CO	AZ	14385	(931) 484-8411	Financial Information Not Available †				UR
HM HEALTH INS CO	PA	71768	(412) 544-8190	1,335,779,318	694,527,090	641,252,228	0	DI LI
HM LIFE INS CO	PA	93440	(800) 328-5433	491,291,850	241,310,783	249,981,067	11,136,841	DI LI
HNC REINSURANCE CO	AZ	14386	(602) 254-5866	Financial Information Not Available †				UR
HOLYOKE MUTUAL INS CO IN SALEM	MA	14206	(978) 744-6123	216,586,202	134,858,183	81,728,019	1,755,307	CI MT PI SU VE
HOME CONSTRUCTION INS CO, A RRG	NV	11950	(202) 471-5944	6,234,313	3,952,432	2,281,881	0	CI
HOMEOWNERS OF AMERICA INS CO	TX	12536	(972) 607-4241	22,250,408	15,534,186	6,716,222	0	CI MT PI VE
HOMESITE INDEMNITY CO	KS	20419	(617) 832-1300	88,593,453	60,598,693	27,994,760	13,569,536	CI MT PI SU VE
HOMESITE INS CO	CT	17221	(617) 832-1300	217,409,976	155,258,039	62,151,937	0	CW DI MT PI SU VE
HOMESTEADERS LIFE CO	IA	64505	(515) 288-7481	2,249,020,119	2,116,527,887	132,492,232	1,174,152	DI LI
HORACE MANN INS CO	IL	22578	(217) 789-2500	414,446,305	247,546,880	166,899,425	1,510,478	CI MT PI VE
HORACE MANN LIFE INS CO	IL	64513	(217) 789-2500	6,302,521,377	5,954,827,465	347,693,912	6,418,000	DI LI VA
HORACE MANN PROPERTY & CASUALTY INS CO	IL	22756	(217) 789-2500	257,241,215	153,077,899	104,163,316	3,070,260	CI PI VE
HOSPITALITY INS SOLUTIONS, INC.	AZ	14306	(602) 952-9532	Financial Information Not Available				CP
HOUSEHOLD LIFE INS CO	MI	93777	(800) 365-3818	432,055,983	366,581,228	65,474,755	1,922,795	DI LI
HOUSEHOLD LIFE INS CO OF ARIZONA	AZ	64360	(800) 365-3818	766,801,404	739,076,490	27,724,914	0	LR
HOUSING AUTHORITY PROPERTY INS, A MUTUAL CO	VT	10069	(203) 272-8220	159,655,226	49,477,250	110,177,976	298,461	CI MT PI SU VE

Company Name Abbreviations:

CO = COMPANY CORP = CORPORATION INS = INSURANCE RRG = RISK RETENTION GROUP

Authorized Lines:

CE = CERTIFICATE OF EXEMPTION (WITH LINES OF AUTHORITY)
 CI = CASUALTY CP = CAPTIVE INSURER CW = CASUALTY WITH WORKERS' COMPENSATION DI = DISABILITY DS = DENTAL SERVICE
 HC = HEALTH CARE SERVICES ORGANIZATION HS = HOSPITAL SERVICE LC = LIFE CARE PROVIDER LP = LIFE CARE PROVIDER PROVISIONAL PERMIT
 LI = LIFE LR = LIFE AND DISABILITY REINSURANCE MG = MORTGAGE GUARANTY MR = MECHANICAL REIMBURSEMENT REINSURANCE MS = MEDICAL SERVICE
 MT = MARINE AND TRANSPORTATION OS = OPTOMETRIC SERVICE PD = PREPAID DENTAL PLAN PI = PROPERTY PL = PREPAID LEGAL
 RG = DOMESTIC RISK RETENTION GROUP SU = SURETY TI = TITLE UR = UNAFFILIATED CREDIT LIFE AND DISABILITY REINSURANCE VA = VARIABLE ANNUITY
 VE = VEHICLE VL = VARIABLE LIFE

Financial information is as of 12/31/2012 unless alternative fiscal year end is indicated.

† Fiscal year financial information due August 1 or November 1, 2013 pursuant to A.R.S. § 20-1083.

‡ Financial information was not required during this period or is not available due to regulatory action or notification of merger or withdrawal.

* DBA (Doing Business As)

INSURERS AUTHORIZED IN ARIZONA AS OF DECEMBER 31, 2012 - (continued)

NAME	DOMICILE	NAIC #	TELEPHONE	ASSETS	LIABILITIES	CAPITAL & SURPLUS	ARIZONA PREMIUMS	AUTHORIZED LINES
HOUSING AUTHORITY RRG, INC.	VT	26797	(203) 272-8220	305,762,623	113,332,922	192,429,700	127,826	CI
HOUSING ENTERPRISE INS CO, INC.	VT	11206	(203) 272-8220	50,497,916	26,531,450	23,966,466	58,824	CI MT PI SU VE
HOUSTON GENERAL INS CO	TX	38849	(781) 332-7000	31,393,778	13,154,444	18,239,334	0	CW MT PI SU VE
HSBC INS CO OF DELAWARE	DE	28657	(800) 365-3818	14,139,040	12,067,345	2,071,695	167	CI DI MT PI
HUDSON INS CO	DE	25054	(212) 978-2800	821,135,558	422,234,329	398,901,229	1,897,405	CI DI MT PI SU VE
HUMANA BENEFIT PLAN OF ILLINOIS, INC.	IL	60052	(502) 580-1000	64,251,036	19,620,418	44,630,618	0	DI
HUMANA HEALTH PLAN, INC.	KY	95885	(502) 580-2052	645,208,799	337,267,023	307,941,776	253,624,529	HC
HUMANA INS CO	WI	73288	(502) 580-1000	5,421,296,898	2,765,199,052	2,656,097,846	321,382,455	DI LI
HUMANADENTAL INS CO	WI	70580	(502) 580-1000	120,362,571	59,659,952	60,702,619	10,976,001	DI LI
HUNTINGTON CAPTIVE INS CO	AZ	---	(602) 200-6900	Financial Information Not Available				CP
HYUNDAI CAPITAL INS CO	AZ	14437	(602) 648-4040	Financial Information Not Available				CP
IA AMERICAN LIFE INS CO	TX	91693	(480) 473-5540	205,549,541	99,231,897	106,317,638	53,021	DI LI
ICI MUTUAL INS CO, A RRG	VT	11268	(802) 860-1958	314,049,968	89,410,925	224,639,043	1,777,060	CI
IDEALIFE INS CO	CT	97764	(203) 352-3000	19,697,014	4,928,905	14,768,109	34,908	DI LI
IDS PROPERTY CASUALTY INS CO	WI	29068	(920) 330-5100	1,109,418,363	647,192,442	462,225,921	31,616,682	CI DI MT PI VE
ILCO *	TX	63487	(800) 366-6565	691,702,846	645,967,625	45,735,221	218,256	DI LI
ILLINOIS INS CO	IA	35246	(402) 827-3424	23,299,605	8,323,602	14,976,003	0	CW SU
ILLINOIS MUTUAL LIFE INS CO	IL	64580	(309) 674-8255	1,289,064,746	1,144,854,183	144,210,563	1,451,269	DI LI
ILLINOIS NATIONAL INS CO.	IL	23817	(212) 770-7000	71,787,985	3,677,517	68,110,468	23,184,181	CW MT PI VE
IMPERIAL FIRE AND CASUALTY INS CO	LA	44369	(337) 942-5691	95,579,983	69,854,094	25,725,889	498,482	CI PI VE
IMPERIUM INS CO	TX	35408	(713) 935-4800	384,220,986	249,182,609	135,038,378	214,851	CW DI MT PI SU VE
INDEMNITY CO OF CALIFORNIA	CA	25550	(949) 263-3300	25,111,914	6,823,023	18,288,891	79,465	SU
INDEMNITY INS CO OF NORTH AMERICA	PA	43575	(215) 640-1000	376,972,967	280,845,828	96,127,139	1,320,523	CW DI MT PI SU VE
INDEMNITY INS CORP OF DC, RRG	DC	12018	(410) 472-6000	62,733,350	39,682,095	23,051,255	1,260,383	CI
INDEMNITY NATIONAL INS CO	MS	18468	(865) 934-4360	17,358,784	5,213,984	12,144,800	1,100	CI MT PI SU VE
INDEPENDENCE AMERICAN INS CO	DE	26581	(212) 355-4141	84,696,916	30,269,475	54,427,441	3,336,178	CI DI PI
INDEPENDENCE LIFE AND ANNUITY CO	DE	64602	(781) 237-6030	128,478,108	64,292,045	64,186,063	0	DI LI VA VL
INDEPENDENT INNOVATIVE CAPTIVE INS CO, INC.	AZ	---	(480) 563-2315	Financial Information Not Available				CP
INDEPENDENT ORDER OF FORESTERS, THE (U.S. BRANCH)	CANADA	58068	(416) 429-3000	2,859,964,829	2,714,440,101	145,524,728	5,312,028	DI LI
INDIANA LUMBERMENS MUTUAL INS CO	IN	14265	(317) 875-3606	87,988,984	71,026,980	16,962,003	245,973	CW MT PI SU VE
INDIVIDUAL ASSURANCE CO, LIFE, HEALTH & ACCIDENT	MO	81779	(913) 432-1451	19,340,266	14,571,225	4,769,041	2,438	DI LI
INFINITY AUTO INS CO	OH	11738	(972) 501-8300	63,891,870	55,494,608	8,397,262	2,333,597	CI DI MT PI SU VE
INFINITY CASUALTY INS CO	OH	21792	(205) 782-2040	9,691,578	3,301,131	6,390,447	0	VE
INFINITY INS CO	IN	22268	(205) 870-4000	1,860,554,487	1,254,880,668	605,673,819	25,230,975	CI MT PI VE
INFINITY PREMIER INS CO	TX	37001	Name changed 12/21/12, now known as ATX PREMIER INS CO					
INFINITY SAFEGUARD INS CO	OH	16802	(205) 870-4000	6,404,035	1,939,177	4,464,858	0	VE

Company Name Abbreviations:

CO = COMPANY CORP = CORPORATION INS = INSURANCE RRG = RISK RETENTION GROUP

Authorized Lines:

CE = CERTIFICATE OF EXEMPTION (WITH LINES OF AUTHORITY)

CI = CASUALTY CP = CAPTIVE INSURER CW = CASUALTY WITH WORKERS' COMPENSATION DI = DISABILITY DS = DENTAL SERVICE

HC = HEALTH CARE SERVICES ORGANIZATION HS = HOSPITAL SERVICE LC = LIFE CARE PROVIDER LP = LIFE CARE PROVIDER PROVISIONAL PERMIT

LI = LIFE LR = LIFE AND DISABILITY REINSURANCE MG = MORTGAGE GUARANTY MR = MECHANICAL REIMBURSEMENT REINSURANCE MS = MEDICAL SERVICE

MT = MARINE AND TRANSPORTATION OS = OPTOMETRIC SERVICE PD = PREPAID DENTAL PLAN PI = PROPERTY PL = PREPAID LEGAL

RG = DOMESTIC RISK RETENTION GROUP SU = SURETY TI = TITLE UR = UNAFFILIATED CREDIT LIFE AND DISABILITY REINSURANCE VA = VARIABLE ANNUITY

VE = VEHICLE VL = VARIABLE LIFE

Financial information is as of 12/31/2012 unless alternative fiscal year end is indicated.

† Fiscal year financial information due August 1 or November 1, 2013 pursuant to A.R.S. § 20-1083.

‡ Financial information was not required during this period or is not available due to regulatory action or notification of merger or withdrawal.

* DBA (Doing Business As)

INSURERS AUTHORIZED IN ARIZONA AS OF DECEMBER 31, 2012 - (continued)

NAME	DOMICILE	NAIC #	TELEPHONE	ASSETS	LIABILITIES	CAPITAL & SURPLUS	ARIZONA PREMIUMS	AUTHORIZED LINES
INFINITY SECURITY INS CO	IN	38873	(205) 870-4000	7,586,525	1,220,833	6,365,692	0	CI PI VE
INFINITY SELECT INS CO	IN	20260	(205) 870-4000	15,893,422	10,379,967	5,513,455	9,181,777	VE
INFINITY SPECIALTY INS CO	OH	31925	Name changed 1/27/12, now known as STONEWOOD NATIONAL INS CO					
INFINITY STANDARD INS CO	IN	12599	(205) 870-4000	9,358,284	3,842,709	5,515,575	5,187,141	CI MT PI SU VE
ING LIFE INS AND ANNUITY CO	CT	86509	(770) 980-5100	78,660,052,048	76,738,238,723	1,921,813,325	45,100,745	DI LI VA VL
ING USA ANNUITY AND LIFE INS CO	IA	80942	(770) 980-5100	68,101,419,480	65,927,323,773	2,174,095,707	32,283,771	DI LI VA VL
INLAND INS CO	NE	23264	(402) 435-4302	209,555,081	51,094,763	158,460,318	600	SU
INNOVATIVE PHYSICIAN SOLUTIONS, A RRG	AZ	12320	(602) 337-6302	5,116,247	2,764,048	2,352,199	0	RG
INSURANCE CO OF ILLINOIS	IL	26700	(617) 357-9500	49,110,521	120,068	48,990,453	0	CI DI MT PI SU VE
INSURANCE CO OF NORTH AMERICA	PA	22713	(215) 640-1000	831,827,124	636,240,380	195,586,744	10,432	CW DI MT PI SU VE
INSURANCE CO OF THE STATE OF PENNSYLVANIA, THE	PA	19429	(212) 770-7000	3,393,263,870	2,441,306,136	951,957,734	8,668,046	CW DI MT PI SU VE
INSURANCE CO OF THE WEST	CA	27847	(858) 350-2400	1,032,332,100	614,841,246	417,490,854	439,739	CW MT PI SU VE
INTEGON INDEMNITY CORP	NC	22772	(336) 435-2000	116,729,918	82,043,637	34,686,281	2,209,111	CI PI SU VE
INTEGON NATIONAL INS CO	NC	29742	(336) 435-2000	1,145,082,407	1,005,375,925	139,706,482	2,598,787	CI MT PI VE
INTEGRITY LIFE INS CO	OH	74780	(513) 629-1800	5,988,264,089	5,388,573,272	599,690,817	6,313,361	DI LI VA
INTERNATIONAL CREDIT OF NORTH AMERICA REINSURANCE INC.	NY	34860	(609) 883-4262	1,749,066	711,744	1,037,322	302,935	SU
INTERNATIONAL FIDELITY INS CO	NJ	11592	(201) 624-7200	246,825,231	143,002,263	103,822,969	1,417,876	SU
INTRAMERICA LIFE INS CO	NY	64831	(631) 357-8920	31,386,660	21,861,339	9,525,321	2,962	DI LI
INTREPID INS CO	MI	10749	(248) 991-6632	32,144,278	3,714,582	28,429,696	0	CI MT PI SU VE
INVESTORS CONSOLIDATED INS CO	NH	85189	(713) 529-0045	15,332,099	7,901,180	7,430,919	1,277	DI LI
INVESTORS GROWTH LIFE INS CO	AZ	85944	(651) 439-7098	20,967,117	12,205,384	8,761,733	0	DI
INVESTORS HERITAGE LIFE INS CO	KY	64904	(502) 223-2361	457,940,341	437,361,200	20,579,141	800,200	DI LI
INVESTORS INS CORP	DE	64939	(864) 609-1000	141,015,384	107,029,625	33,985,759	142,531	DI LI
INVESTORS TITLE INS CO	NC	50369	(919) 968-2200	122,906,017	63,657,093	59,248,924	0	TI
IOWA-MIDWEST INS CO	AZ	86320	(515) 286-4300	Financial Information Not Available †				UR
IRONSHORE RRG, INC.	DE	14375	(802) 881-7142	2,381,672	1,365,920	1,015,752	0	CI
IRONSHORE SPECIALTY INS CO	AZ	25445	(646) 826-6600	804,289,818	513,017,827	291,271,991	1,053,491	CI MT PI SU VE
IRONWOOD INS CO	AZ	---	(602) 427-3226	Financial Information Not Available				CP
J.M.I.C. LIFE INS CO	FL	89958	(954) 429-2333	11,168,568	2,777,595	8,390,973	(2,865)	DI LI
JACKSON NATIONAL LIFE INS CO	MI	65056	(517) 381-5500	136,820,411,122	132,524,253,162	4,296,157,960	389,928,548	DI LI VA VL
JAMESTOWN INS CO, A RRG	SC	11589	(843) 766-2327	Financial Information Not Available ‡				REHABILITATION
JEFFERSON INS CO	NY	11630	(800) 497-4602	48,760,850	15,076,153	33,684,697	5,601,461	CI DI MT PI VE
JEFFERSON NATIONAL LIFE INS CO	TX	64017	(502) 587-7626	2,258,985,434	2,217,509,505	41,475,929	8,413,630	DI LI VA VL
JEWELERS MUTUAL INS CO	WI	14354	(920) 725-4326	261,713,898	108,477,067	153,236,831	1,877,172	CI MT PI SU
JLH INS CORP	AZ	14372	(602) 427-3200	Financial Information Not Available				CP
JOHN ALDEN LIFE INS CO	WI	65080	(414) 271-3011	410,726,789	328,137,958	82,588,831	24,020,936	DI LI

Company Name Abbreviations:

CO = COMPANY CORP = CORPORATION INS = INSURANCE RRG = RISK RETENTION GROUP

Authorized Lines:

CE = CERTIFICATE OF EXEMPTION (WITH LINES OF AUTHORITY)

CI = CASUALTY CP = CAPTIVE INSURER CW = CASUALTY WITH WORKERS' COMPENSATION DI = DISABILITY DS = DENTAL SERVICE

HC = HEALTH CARE SERVICES ORGANIZATION HS = HOSPITAL SERVICE LC = LIFE CARE PROVIDER LP = LIFE CARE PROVIDER PROVISIONAL PERMIT

LI = LIFE LR = LIFE AND DISABILITY REINSURANCE MG = MORTGAGE GUARANTY MR = MECHANICAL REIMBURSEMENT REINSURANCE MS = MEDICAL SERVICE

MT = MARINE AND TRANSPORTATION OS = OPTOMETRIC SERVICE PD = PREPAID DENTAL PLAN PI = PROPERTY PL = PREPAID LEGAL

RG = DOMESTIC RISK RETENTION GROUP SU = SURETY TI = TITLE UR = UNAFFILIATED CREDIT LIFE AND DISABILITY REINSURANCE VA = VARIABLE ANNUITY

VE = VEHICLE VL = VARIABLE LIFE

Financial information is as of 12/31/2012 unless alternative fiscal year end is indicated.

† Fiscal year financial information due August 1 or November 1, 2013 pursuant to A.R.S. § 20-1083.

‡ Financial information was not required during this period or is not available due to regulatory action or notification of merger or withdrawal.

* DBA (Doing Business As)

INSURERS AUTHORIZED IN ARIZONA AS OF DECEMBER 31, 2012 - (continued)

NAME	DOMICILE	NAIC #	TELEPHONE	ASSETS	LIABILITIES	CAPITAL & SURPLUS	ARIZONA PREMIUMS	AUTHORIZED LINES
JOHN DEERE INS CO	IA	36781	(866) 404-9057	324,820,050	212,714,874	112,105,176	0	CI DI PI SU
JOHN HANCOCK LIFE & HEALTH INS CO	MA	93610	(617) 663-3000	10,039,510,749	9,374,659,675	664,851,074	912,092	DI LI VL
JOHN HANCOCK LIFE INS CO (U.S.A.)	MI	65838	(617) 663-3000	227,142,176,161	221,348,041,009	5,794,135,152	234,642,993	DI LI VA VL
JRD LIFE INS CO	AZ	79995	(602) 200-6900	9,303,120	4,957,824	4,345,296	0	LR
KANAWHA INS CO	SC	65110	(803) 283-5300	1,456,802,698	1,201,307,131	255,495,567	3,954,542	DI LI
KANSAS BANKERS SURETY CO, THE	KS	15962	(785) 228-0000	171,247,479	23,451,292	147,796,187	0	CI SU
KANSAS CITY LIFE INS CO	MO	65129	(816) 753-7000	3,317,629,381	2,990,185,119	327,444,261	3,778,137	DI LI VA VL
KELLEY LIFE INS CO	AZ	89885	(602) 200-6900	Financial Information Not Available †				UR
KEMPER INDEPENDENCE INS CO	IL	10914	(904) 245-5600	108,798,005	99,560,225	9,237,779	21,764,703	CI MT PI VE
KEY INS CO	KS	12966	(913) 663-5500	18,653,645	12,843,564	5,810,081	3,153,656	VE
KEY RISK INS CO	NC	10885	(336) 668-9050	57,374,476	29,525,326	27,849,151	0	CW DI MT PI SU VE
KNIGHTBROOK INS CO	DE	13722	(570) 682-9429	125,410,868	85,918,560	39,492,308	988,090	CI DI MT PI SU VE
KNIGHTS OF COLUMBUS	CT	58033	(203) 752-4000	19,401,741,303	17,565,781,957	1,835,959,346	5,968,061	DI LI
KSKJ LIFE, AMERICAN SLOVENIAN CATHOLIC UNION	IL	56227	(815) 741-2001	311,718,942	301,881,801	9,837,141	0	DI LI
LA LOMA VILLAGE **	FY Ending 06/30/2012 AZ	14289	(623) 537-7500	53,215,925	55,658,970	(2,443,045)	0	LC
LAFAYETTE LIFE INS CO, THE	OH	65242	(800) 443-8793	3,322,052,611	3,161,322,430	160,730,181	12,696,305	DI LI
LANCER INS CO	IL	26077	(516) 431-4441	444,033,485	294,176,948	149,856,537	3,616,362	CI MT PI SU VE
LANCET INDEMNITY RRG, INC.	NV	13014	(702) 678-6868	16,578,965	12,850,851	3,728,114	49,900	CI
LANDCAR CASUALTY CO	UT	37109	(801) 563-4100	28,906,598	10,173,827	18,732,772	984,949	CI
LANDCAR LIFE INS CO	UT	92274	(801) 563-4150	20,745,197	13,774,366	6,970,831	318,014	DI LI
LANDMARK LIFE INS CO	TX	82252	(325) 646-6579	43,871,593	39,274,114	4,597,479	6,476	LI
LAURIER INDEMNITY CO	IA	35246	Name changed 3/29/12, now known as ILLINOIS INS CO					
LEADING INS GROUP INS CO., LTD.(U.S.BRANCH)		37800	(201) 720-2110	178,602,187	132,087,810	46,514,377	0	CI MT PI VE
LENDERS PROTECTION ASSURANCE CO RRG	NE	11500	(888) 453-5125	2,468,660	69,221	2,399,439	3,380	CI
LEWER LIFE INS CO	MO	71595	(816) 753-4390	29,100,482	19,310,962	9,789,520	5,176	DI LI
LEXINGTON NATIONAL INS CORP	MD	37940	(410) 625-0800	57,760,590	39,336,089	18,424,501	71,562	SU
LEXON INS CO	TX	13307	(502) 253-6500	136,142,939	92,169,244	43,973,695	1,291,474	SU
LIBERTY AMERICAN SELECT INS CO	FL	32760	(610) 617-7900	27,190,952	1,046,341	26,144,611	0	CI PI
LIBERTY BANKERS LIFE INS CO	OK	68543	(469) 522-4400	951,988,414	791,518,177	160,470,237	2,498,023	DI LI
LIBERTY INS CORP	IL	42404	(617) 357-9500	1,449,663,496	1,281,011,536	168,651,960	35,236,400	CW MT PI VE
LIBERTY INS UNDERWRITERS INC.	IL	19917	(212) 208-2802	217,790,106	100,821,420	116,968,686	7,588,062	CW DI MT PI SU VE
LIBERTY LIFE ASSURANCE CO OF BOSTON	NH	65315	(603) 749-2600	12,403,179,525	11,714,541,379	688,638,146	26,308,579	DI LI VL
LIBERTY LIFE INS CO	DE	61492	Name changed 2/1/12, now known as ATHENE ANNUITY & LIFE ASSURANCE CO					
LIBERTY MUTUAL FIRE INS CO	WI	23035	(617) 357-9500	5,235,743,369	4,296,603,316	939,140,053	74,938,571	CW DI MT PI SU VE
LIBERTY MUTUAL INS CO	MA	23043	(617) 357-9500	40,205,366,577	25,694,899,915	14,510,466,662	81,664,414	CW DI MT PI SU VE
LIBERTY NATIONAL LIFE INS CO	NE	65331	(205) 325-2722	7,102,577,759	6,510,405,796	592,171,963	3,177,844	DI LI

Company Name Abbreviations:

CO = COMPANY CORP = CORPORATION INS = INSURANCE RRG = RISK RETENTION GROUP

Authorized Lines:

CE = CERTIFICATE OF EXEMPTION (WITH LINES OF AUTHORITY)

CI = CASUALTY CP = CAPTIVE INSURER CW = CASUALTY WITH WORKERS' COMPENSATION DI = DISABILITY DS = DENTAL SERVICE

HC = HEALTH CARE SERVICES ORGANIZATION HS = HOSPITAL SERVICE LC = LIFE CARE PROVIDER LP = LIFE CARE PROVIDER PROVISIONAL PERMIT

LI = LIFE LR = LIFE AND DISABILITY REINSURANCE MG = MORTGAGE GUARANTY MR = MECHANICAL REIMBURSEMENT REINSURANCE MS = MEDICAL SERVICE

MT = MARINE AND TRANSPORTATION OS = OPTOMETRIC SERVICE PD = PREPAID DENTAL PLAN PI = PROPERTY PL = PREPAID LEGAL

RG = DOMESTIC RISK RETENTION GROUP SU = SURETY TI = TITLE UR = UNAFFILIATED CREDIT LIFE AND DISABILITY REINSURANCE VA = VARIABLE ANNUITY

VE = VEHICLE VL = VARIABLE LIFE

Financial information is as of 12/31/2012 unless alternative fiscal year end is indicated.

† Fiscal year financial information due August 1 or November 1, 2013 pursuant to A.R.S. § 20-1083.

‡ Financial information was not required during this period or is not available due to regulatory action or notification of merger or withdrawal.

* DBA (Doing Business As)

INSURERS AUTHORIZED IN ARIZONA AS OF DECEMBER 31, 2012 - (continued)

NAME	DOMICILE	NAIC #	TELEPHONE	ASSETS	LIABILITIES	CAPITAL & SURPLUS	ARIZONA PREMIUMS	AUTHORIZED LINES
LIBERTY PERSONAL INS CO	NH	11746	(617) 357-9500	114,382,701	5,275,531	109,107,170	0	CI DI MT PI SU VE
LIFE INS CO OF NORTH AMERICA	PA	65498	(215) 761-1000	6,089,359,206	5,204,985,732	884,373,474	77,713,879	DI LI
LIFE INS CO OF THE SOUTHWEST	TX	65528	(802) 229-3333	10,952,026,727	10,326,794,483	625,232,244	54,623,845	DI LI VA VL
LIFE OF AMERICA INS CO	TX	81132	(800) 876-8776	9,721,858	7,923,590	1,798,268	10,742	DI LI
LIFE OF THE SOUTH INS CO	GA	97691	(904) 407-1097	72,180,551	56,934,377	15,246,176	50,918	DI LI
LIFECARE ASSURANCE CO	AZ	91898	(818) 887-4436	1,596,650,460	1,515,840,312	80,810,149	0	DI LI
LIFESECURE INS CO	MI	77720	(810) 220-7700	174,904,319	151,133,097	23,771,222	132,826	DI LI
LIFESHIELD NATIONAL INS CO.	OK	99724	(405) 236-2640	60,650,830	43,373,005	17,277,825	917	DI LI
LIFEWISE ASSURANCE CO	WA	94188	(425) 918-4000	118,351,415	46,733,701	71,617,714	44,972	DI LI
LINCOLN BENEFIT LIFE CO	NE	65595	(847) 402-5000	2,008,920,941	1,684,978,118	323,942,823	33,816,227	DI LI VA VL
LINCOLN GENERAL INS CO	PA	33855	(717) 757-0000	148,490,429	146,617,372	1,873,057	103,878	CW MT PI SU VE
LINCOLN HERITAGE LIFE INS CO	IL	65927	(602) 957-1650	692,822,441	586,803,231	106,019,210	7,141,427	DI LI
LINCOLN LIFE & ANNUITY CO OF NEW YORK	NY	62057	(315) 428-8400	10,925,489,739	10,277,092,962	648,396,777	214,423	DI LI
LINCOLN MUTUAL LIFE AND CASUALTY INS CO	ND	65641	(701) 282-1807	33,081,671	20,151,488	12,930,183	4,102	DI LI
LINCOLN NATIONAL LIFE INS CO, THE	IN	65676	(219) 455-2000	180,025,470,878	173,625,890,034	6,399,580,844	356,638,637	DI LI VA VL
LION INS CO	FL	11075	(727) 938-5562	210,824,095	142,791,903	68,032,193	75,840	CW
LITTLE RIVER INS CO	DE	12508	(919) 759-3200	3,432,529	119,868	3,312,661	0	CI MT PI
LIVESTOCK MARKET ENHANCEMENT RRG	NV	14084	(702) 678-6868	542,260	1,165	541,094	0	CI
LM GENERAL INS CO	IL	36447	(617) 357-9500	47,125,213	38,592,787	8,532,426	40,253,329	CI DI MT PI VE
LM INS CORP	IL	33600	(617) 357-9500	175,447,982	65,372,993	110,074,989	7,788,830	CW DI MT PI SU VE
LM PROPERTY AND CASUALTY INS CO	IN	32352	(617) 357-9500	79,072,084	43,557,944	35,514,140	0	CW DI MT PI SU VE
LONDON LIFE REINSURANCE CO	PA	76694	(215) 542-7200	424,557,412	357,337,759	67,219,653	0	DI LI
LONGEVITY INS CO	TX	68446	(800) 223-2440	8,598,458	742,485	7,855,973	23,879	DI LI
LOYA INS CO	TX	11198	(915) 590-5692	232,505,023	124,140,943	108,364,080	0	CI DI MT PI SU VE
LOYAL AMERICAN LIFE INS CO	OH	65722	(512) 451-2224	283,319,643	198,007,712	85,311,931	524,301	DI LI
LOYAL CHRISTIAN BENEFIT ASSOCIATION	PA	56758	(814) 453-4331	182,672,580	177,927,473	4,745,107	15,822	LI
LUMBERMENS CASUALTY INS CO	IL	27138	(608) 249-2111	12,982,113	1,491,043	11,491,070	0	CI DI MT PI SU VE
LUMBERMENS MUTUAL CASUALTY CO	IL	22977	(847) 320-2000	Financial Information Not Available ‡				REHABILITATION
LUMBERMEN'S UNDERWRITING ALLIANCE	MO	23108	(561) 994-1900	285,634,011	231,105,850	54,528,161	1,718,495	CW MT PI SU VE
LYNDON PROPERTY INS CO	MO	35769	(636) 536-5600	395,931,982	211,961,410	183,970,572	7,192,223	CI DI MT PI SU VE
LYNDON SOUTHERN INS CO	DE	10051	(904) 350-9660	49,613,081	29,212,494	20,400,588	345,736	CI DI MT PI SU VE
M&T LIFE INS CO	AZ	91111	(602) 254-5866	16,274,644	1,328,870	14,945,773	0	LR
MADISON NATIONAL LIFE INS CO, INC.	WI	65781	(608) 238-2691	689,695,023	617,390,666	72,304,357	4,767,886	DI LI
MAGELLAN LIFE INS CO	DE	97292	(314) 387-5602	7,332,141	3,459,374	3,872,767	0	DI LI
MAIDEN REINSURANCE CO	MO	11054	(856) 359-2400	1,189,020,627	921,157,655	267,862,972	0	CW DI MT PI VE
MAJESTIC INS CO	CA	42269	(415) 362-7000	14,814,506	1,794,139	13,020,365	0	REHABILITATION

Company Name Abbreviations:

CO = COMPANY CORP = CORPORATION INS = INSURANCE RRG = RISK RETENTION GROUP

Authorized Lines:

CE = CERTIFICATE OF EXEMPTION (WITH LINES OF AUTHORITY)
 CI = CASUALTY CP = CAPTIVE INSURER CW = CASUALTY WITH WORKERS' COMPENSATION DI = DISABILITY DS = DENTAL SERVICE
 HC = HEALTH CARE SERVICES ORGANIZATION HS = HOSPITAL SERVICE LC = LIFE CARE PROVIDER LP = LIFE CARE PROVIDER PROVISIONAL PERMIT
 LI = LIFE LR = LIFE AND DISABILITY REINSURANCE MG = MORTGAGE GUARANTY MR = MECHANICAL REIMBURSEMENT REINSURANCE MS = MEDICAL SERVICE
 MT = MARINE AND TRANSPORTATION OS = OPTOMETRIC SERVICE PD = PREPAID DENTAL PLAN PI = PROPERTY PL = PREPAID LEGAL
 RG = DOMESTIC RISK RETENTION GROUP SU = SURETY TI = TITLE UR = UNAFFILIATED CREDIT LIFE AND DISABILITY REINSURANCE VA = VARIABLE ANNUITY
 VE = VEHICLE VL = VARIABLE LIFE

Financial information is as of 12/31/2012 unless alternative fiscal year end is indicated.

† Fiscal year financial information due August 1 or November 1, 2013 pursuant to A.R.S. § 20-1083.

‡ Financial information was not required during this period or is not available due to regulatory action or notification of merger or withdrawal.

* DBA (Doing Business As)

INSURERS AUTHORIZED IN ARIZONA AS OF DECEMBER 31, 2012 - (continued)

NAME	DOMICILE	NAIC #	TELEPHONE	ASSETS	LIABILITIES	CAPITAL & SURPLUS	ARIZONA PREMIUMS	AUTHORIZED LINES	
MANHATTAN LIFE INS CO, THE	NY	65870	(713) 529-0045	320,816,059	281,396,490	39,419,569	57,135	DI LI	
MANHATTAN NATIONAL LIFE INS CO	IL	67083	(513) 357-3300	188,760,839	176,961,865	11,798,974	341,199	DI LI	
MANUFACTURERS ALLIANCE INS CO	PA	36897	(610) 397-5094	169,746,074	102,659,942	67,086,132	203,930	CW DI MT PI SU VE	
MAPFRE INS CO	NJ	23876	(973) 443-0443	53,350,921	33,107,294	20,243,627	5,693,188	CW DI MT PI SU VE	
MARATHON FINANCIAL INS CO, INC. A RRG	DE	11117	(618) 628-3090	11,735,344	9,269,976	2,465,368	0	CI	
MARICOPA CAPTIVE INS CO, INC.	FY Ending 03/31/2012 AZ	14314	(480) 682-4985	Financial Information Not Available				CP	
MARKEL AMERICAN INS CO	VA	28932	(804) 527-2700	422,023,051	310,844,339	111,178,712	3,018,797	CI MT PI VE	
MARKEL INS CO	IL	38970	(800) 431-1270	1,019,515,844	746,745,033	272,770,811	3,637,105	CW DI MT PI SU VE	
MARQUETTE INDEMNITY & LIFE INS CO	AZ	87394	(602) 254-5866	6,632,644	3,611,401	3,021,243	0	DI LI	
MARQUETTE NATIONAL LIFE INS CO	TX	71072	(407) 995-8000	6,670,775	1,103,817	5,566,958	134,233	DI LI	
MARYLAND CASUALTY CO	MD	19356	(847) 605-6000	192,631,805	31,042,974	161,588,831	4,024,533	CW DI MT PI SU VE	
MASSACHUSETTS BAY INS CO	NH	22306	(508) 853-7200	59,594,032	2,269	59,591,763	4,228,334	CW MT PI SU VE	
MASSACHUSETTS MUTUAL LIFE INS CO	MA	65935	(413) 788-8411	155,648,727,921	142,961,844,283	12,686,883,638	74,878,452	DI LI VA VL	
MAXUM CASUALTY INS CO	DE	10784	(678) 597-4500	54,308,891	39,355,694	14,953,196	437,286	CI MT PI SU VE	
MBIA INS CORP	NY	12041	(914) 273-4545	1,012,739,613	47,653,694	965,085,919	(42,861)	SU	
MEDAMERICA INS CO	PA	69515	(585) 238-4659	733,679,958	705,026,351	28,653,607	1,072,180	DI LI	
MEDAMERICA MUTUAL RRG, INC.	HI	26257	Name changed 11/1/12, now known as MUTUAL RRG, INC. (THE)						
MEDCO CONTAINMENT LIFE INS CO	PA	63762	(201) 269-3400	397,247,977	170,554,922	226,693,055	3,284,190	DI LI	
MEDICAL INS EXCHANGE OF CALIFORNIA	CA	32433	(510) 428-9411	395,092,284	209,276,652	185,815,632	0	CI	
MEDICAL PROTECTIVE CO, THE	IN	11843	(219) 485-9622	3,013,477,213	1,938,084,420	1,075,392,793	9,064,353	CI	
MEDICO INS CO	NE	31119	(515) 245-2393	55,131,094	23,585,288	31,545,806	714,868	DI LI	
MEDICUS INS CO	TX	12754	(866) 815-2023	89,852,405	58,014,891	31,837,514	4,475,018	CI	
MEDMARC CASUALTY INS CO	VT	22241	(703) 652-1300	89,068,878	43,184,149	45,884,729	417,889	CI MT SU VE	
MEGA LIFE AND HEALTH INS CO, THE	OK	97055	(817) 255-3100	288,187,064	194,934,235	93,252,829	5,297,623	DI LI	
MEMBERS HEALTH INS CO	AZ	94587	(931) 388-7872	32,003,932	180,293	31,823,639	0	DI LI	
MEMBERS LIFE INS CO	IA	86126	(608) 238-5851	19,804,319	2,809,735	16,994,585	17,394	DI LI VA	
MEMIC INDEMNITY CO	NH	11030	(603) 695-6601	230,624,693	141,315,090	89,309,603	47,397	CW	
MEMORIAL CAPTIVE INS CO	AZ	14287	(602) 427-3208	Financial Information Not Available				CP	
MENDAKOTA INS CO	MN	22454	(952) 487-9953	16,542,882	7,503,750	9,039,133	0	CW MT PI SU VE	
MENDOTA INS CO	MN	33650	(800) 422-0794	106,352,324	79,575,611	26,776,713	6,122,711	CI MT PI VE	
MENTAL HEALTH RRG, INC.	VT	44237	(802) 860-1958	23,792,905	12,163,102	11,629,803	375,012	CI	
MERASTAR INS CO	IL	31968	(312) 661-4700	37,734,033	29,015,460	8,718,574	124,259	CI MT PI VE	
MERCHANTS BONDING CO (MUTUAL)	IA	14494	(515) 243-8171	119,784,546	42,567,931	77,216,615	4,615,930	CI SU	
MERCHANTS NATIONAL BONDING, INC.	IA	11595	(515) 243-8171	15,222,989	5,401,743	9,821,246	3,331	CI SU	
MERCURY CASUALTY CO	CA	11908	(323) 937-1060	2,040,101,510	974,591,379	1,065,510,131	18,036,636	CI MT PI VE	
MERIDIAN CITIZENS MUTUAL INS CO	IN	10502	(614) 464-5000	30,796,891	22,426,394	8,370,497	0	CI MT PI VE	

Company Name Abbreviations:

CO = COMPANY CORP = CORPORATION INS = INSURANCE RRG = RISK RETENTION GROUP

Authorized Lines:

CE = CERTIFICATE OF EXEMPTION (WITH LINES OF AUTHORITY)
 CI = CASUALTY CP = CAPTIVE INSURER CW = CASUALTY WITH WORKERS' COMPENSATION DI = DISABILITY DS = DENTAL SERVICE
 HC = HEALTH CARE SERVICES ORGANIZATION HS = HOSPITAL SERVICE LC = LIFE CARE PROVIDER LP = LIFE CARE PROVIDER PROVISIONAL PERMIT
 LI = LIFE LR = LIFE AND DISABILITY REINSURANCE MG = MORTGAGE GUARANTY MR = MECHANICAL REIMBURSEMENT REINSURANCE MS = MEDICAL SERVICE
 MT = MARINE AND TRANSPORTATION OS = OPTOMETRIC SERVICE PD = PREPAID DENTAL PLAN PI = PROPERTY PL = PREPAID LEGAL
 RG = DOMESTIC RISK RETENTION GROUP SU = SURETY TI = TITLE UR = UNAFFILIATED CREDIT LIFE AND DISABILITY REINSURANCE VA = VARIABLE ANNUITY
 VE = VEHICLE VL = VARIABLE LIFE

Financial information is as of 12/31/2012 unless alternative fiscal year end is indicated.

† Fiscal year financial information due August 1 or November 1, 2013 pursuant to A.R.S. § 20-1083.

‡ Financial information was not required during this period or is not available due to regulatory action or notification of merger or withdrawal.

* DBA (Doing Business As)

INSURERS AUTHORIZED IN ARIZONA AS OF DECEMBER 31, 2012 - (continued)

NAME	DOMICILE	NAIC #	TELEPHONE	ASSETS	LIABILITIES	CAPITAL & SURPLUS	ARIZONA PREMIUMS	AUTHORIZED LINES
MERIDIAN SECURITY INS CO	IN	23353	(614) 464-5000	113,452,841	48,421,886	65,030,955	3,397	CW MT PI SU VE
MERIT LIFE INS CO.	IN	65951	(812) 424-8031	549,045,633	303,598,963	245,446,670	244,486	DI LI
MERITPLAN INS CO	CA	24821	(949) 222-8000	53,504,535	(22,923,924)	76,428,459	6,298	CI DI MT PI VE
METLIFE INS CO OF CONNECTICUT	CT	87726	(860) 656-3000	63,750,259,793	58,419,266,213	5,330,993,580	11,009,822	DI LI VA VL
METLIFE INVESTORS INS CO	MO	93513	(813) 983-4100	13,973,005,238	13,269,109,988	703,895,250	5,116,120	DI LI VA VL
METLIFE INVESTORS USA INS CO	DE	61050	(813) 983-4100	85,985,966,266	84,260,885,956	1,725,080,310	258,166,155	DI LI VA VL
METROPOLITAN CASUALTY INS CO	RI	40169	(401) 827-2563	194,116,042	144,642,011	49,474,030	28,501,933	CI MT PI VE
METROPOLITAN DIRECT PROPERTY AND CASUALTY INS CO.	RI	25321	(401) 827-2400	95,084,532	65,912,672	29,171,860	907,557	CI MT PI SU VE
METROPOLITAN GENERAL INS CO	RI	39950	(401) 827-2400	38,438,736	4,981,121	33,457,615	187,367	CI PI VE
METROPOLITAN GROUP PROPERTY AND CASUALTY INS CO.	RI	34339	(401) 827-2400	555,783,399	250,274,443	305,508,956	27,380,928	CI MT PI VE
METROPOLITAN LIFE INS CO	NY	65978	(212) 578-2211	360,500,954,313	346,206,108,215	14,294,846,098	961,270,860	DI LI VA VL
METROPOLITAN PROPERTY AND CASUALTY INS CO	RI	26298	(401) 827-2400	5,146,441,717	3,159,162,731	1,987,278,986	30,445,095	CI MT PI SU VE
METROPOLITAN TOWER LIFE INS CO	DE	97136	(212) 578-2211	5,055,587,468	4,274,239,313	781,348,155	2,030,135	DI LI
MG RE, INC.	AZ	---	(602) 427-3200	Financial Information Not Available				CP
MGA INS CO, INC.	TX	40150	(972) 629-4301	221,863,627	129,616,502	92,247,125	16,656,170	CI MT PI SU VE
MGIC ASSURANCE CORP	WI	22594	(414) 347-6410	10,534,690	468,104	10,066,586	0	CI
MGIC CREDIT ASSURANCE CORP	WI	10682	(414) 347-6480	43,256,785	1,013,412	42,243,373	0	MG
MGIC INDEMNITY CORP	WI	18740	(414) 347-6410	458,810,184	10,469,839	448,340,345	9,337	MG
MIAMI VALLEY INS CO, THE	AZ	93793	(314) 418-8664	7,055,850	2,374,836	4,681,014	0	LR
MIC GENERAL INS CORP	MI	38660	(336) 435-2000	33,702,353	12,895,672	20,806,681	401,006	CI DI MT PI SU VE
MIC PROPERTY AND CASUALTY INS CORP	MI	38601	(248) 263-6900	97,862,599	44,391,879	53,470,720	575,616	CW MT PI SU VE
MICHIGAN MILLERS MUTUAL INS CO	MI	14508	(517) 482-6211	189,410,618	113,578,584	75,832,033	0	CI MT PI SU VE
MID-CENTURY INS CO	CA	21687	(323) 932-3200	3,657,513,567	2,803,151,334	854,362,233	25,305,343	CW DI MT PI SU VE
MID-CONTINENT CASUALTY CO	OH	23418	(918) 587-7221	477,619,353	323,243,488	154,375,865	165,075	CI MT PI SU VE
MIDDLESEX INS CO	WI	23434	(715) 346-6000	628,239,236	390,856,755	237,382,481	75,308	CW DI MT PI SU VE
MIDLAND NATIONAL LIFE INS CO	IA	66044	(605) 373-2371	32,851,272,210	30,726,946,077	2,124,326,133	76,394,057	DI LI VA VL
MIDSTATES REINSURANCE CORP	IL	20451	(937) 428-6218	91,035,594	55,862,932	35,172,662	0	SUSPENDED
MIDWEST BUILDERS' CASUALTY MUTUAL CO	KS	13126	(816) 474-7799	72,982,194	33,162,865	39,819,329	32,974	CW MT PI SU VE
MIDWEST EMPLOYERS CASUALTY CO	DE	23612	(636) 449-7000	352,883,431	215,757,803	137,125,629	763,322	CW DI MT PI SU VE
MIDWEST FAMILY MUTUAL INS CO	IA	23574	(763) 951-7000	146,590,248	106,835,182	39,755,066	5,054	CW MT PI SU VE
MIDWEST INS CO	IL	10895	(217) 726-6811	77,088,497	54,615,993	22,472,504	0	CW
MID-WEST NATIONAL LIFE INS CO OF TENN.	TX	66087	(817) 255-3100	103,530,400	46,168,004	57,362,396	2,496,243	DI LI
MIDWEST PROVIDER INS CO, A RRG, INC.	AZ	12147	(808) 521-0730	6,737,503	5,097,684	1,639,819	0	RG
MIDWESTERN UNITED LIFE INS CO	IN	66109	(770) 980-5100	242,107,858	122,038,428	120,069,430	47,970	DI LI
MILBANK INS CO	IA	41653	(614) 464-5000	489,055,400	384,983,907	104,071,493	11,949,635	CI DI MT PI SU VE
MILWAUKEE CASUALTY INS CO.	WI	26662	(262) 207-8500	30,079,540	16,659,321	13,420,219	204,553	CW MT PI SU VE

Company Name Abbreviations:

CO = COMPANY CORP = CORPORATION INS = INSURANCE RRG = RISK RETENTION GROUP

Authorized Lines:

CE = CERTIFICATE OF EXEMPTION (WITH LINES OF AUTHORITY)
 CI = CASUALTY CP = CAPTIVE INSURER CW = CASUALTY WITH WORKERS' COMPENSATION DI = DISABILITY DS = DENTAL SERVICE
 HC = HEALTH CARE SERVICES ORGANIZATION HS = HOSPITAL SERVICE LC = LIFE CARE PROVIDER LP = LIFE CARE PROVIDER PROVISIONAL PERMIT
 LI = LIFE LR = LIFE AND DISABILITY REINSURANCE MG = MORTGAGE GUARANTY MR = MECHANICAL REIMBURSEMENT REINSURANCE MS = MEDICAL SERVICE
 MT = MARINE AND TRANSPORTATION OS = OPTOMETRIC SERVICE PD = PREPAID DENTAL PLAN PI = PROPERTY PL = PREPAID LEGAL
 RG = DOMESTIC RISK RETENTION GROUP SU = SURETY TI = TITLE UR = UNAFFILIATED CREDIT LIFE AND DISABILITY REINSURANCE VA = VARIABLE ANNUITY
 VE = VEHICLE VL = VARIABLE LIFE

Financial information is as of 12/31/2012 unless alternative fiscal year end is indicated.

† Fiscal year financial information due August 1 or November 1, 2013 pursuant to A.R.S. § 20-1083.

‡ Financial information was not required during this period or is not available due to regulatory action or notification of merger or withdrawal.

* DBA (Doing Business As)

INSURERS AUTHORIZED IN ARIZONA AS OF DECEMBER 31, 2012 - (continued)

NAME	DOMICILE	NAIC #	TELEPHONE	ASSETS	LIABILITIES	CAPITAL & SURPLUS	ARIZONA PREMIUMS	AUTHORIZED LINES
MINNESOTA LAWYERS MUTUAL INS CO	MN	42234	(612) 341-4530	143,670,285	76,286,321	67,383,964	1,415	CI
MINNESOTA LIFE INS CO	MN	66168	(651) 665-3500	28,414,957,859	26,233,128,662	2,181,829,196	76,070,056	DI LI VA VL
MINNETONKA LIFE INS CO	AZ	---	(847) 572-6860	Financial Information Not Available †				UR
MISSISSIPPI VALLEY CO	AZ	75396	(602) 254-5866	7,135,495	701,228	6,434,267	0	LR
MISSISSIPPI VALLEY LIFE INS CO	AZ	75396	<i>Name changed 1/10/12, now known as MISSISSIPPI VALLEY CO</i>					
MITSUI SUMITOMO INS CO OF AMERICA	NY	20362	(908) 604-2900	789,763,989	491,538,554	298,225,435	1,811,288	CW DI MT PI SU VE
MITSUI SUMITOMO INS USA INC.	NY	22551	(908) 604-2900	114,395,125	54,618,758	59,776,367	1,163,083	CW MT PI SU VE
MMIC RRG, INC.	DC	14062	(802) 658-9466	558,574	21,231	537,342	15,000	CI
MML BAY STATE LIFE INS CO	CT	70416	(413) 788-8411	4,489,157,158	4,292,929,657	196,227,501	1,059,876	DI LI VA VL
MODERN SERVICE INS CO	IL	23655	(309) 821-3000	27,652,377	869,721	26,782,656	89	CI MT PI VE
MODERN WOODMEN OF AMERICA	IL	57541	(309) 786-6481	12,385,909,151	11,053,379,336	1,332,529,815	6,875,830	VA DI LI VL
MOHAVE TRANSPORTATION INS CO	AZ	14349	(602) 427-3208	Financial Information Not Available				CP
MOLINA HEALTHCARE INS CO	OH	69647	<i>Name changed 2/28/12, now known as CATAMARAN INS OF OHIO, INC.</i>					
MONARCH LIFE INS CO	MA	66265	(413) 784-2000	753,487,745	748,459,158	5,028,595	198,613	REHABILITATION
MONITOR LIFE INS CO OF NEW YORK	NY	81442	(315) 797-5200	15,248,245	7,767,927	7,480,318	709,423	DI LI
MONTEREY INS CO	CA	23540	(831) 649-1155	74,122,759	43,944,094	30,178,665	4,647,391	CI MT PI VE
MONUMENTAL LIFE INS CO	IA	66281	(319) 355-8511	31,057,181,691	30,245,861,473	811,320,218	25,957,136	DI LI VA VL
MONY LIFE INS CO	NY	66370	(212) 314-1234	8,441,060,278	7,821,496,462	619,563,816	3,213,368	DI LI VA VL
MONY LIFE INS CO OF AMERICA	AZ	78077	(212) 314-1234	3,935,955,401	3,654,025,968	281,929,433	5,096,431	DI LI VA VL
MORTGAGE GUARANTY INS CORP	WI	29858	(414) 347-6480	4,355,038,466	3,665,933,600	689,104,866	15,904,296	MG
MOSAIC INS CO	DE	16187	(212) 493-9300	22,437,642	2,507,852	19,929,790	0	CI DI MT PI SU VE
MOTORISTS COMMERCIAL MUTUAL INS CO	OH	13331	(614) 225-8211	322,787,524	194,204,657	128,582,867	6,342	CW DI MT PI SU VE
MOTORS INS CORP	MI	22012	(248) 263-6900	2,770,084,161	1,586,928,749	1,183,155,412	652,741	PI SU VE
MOUNTAIN LIFE INS CO	TN	80020	(423) 970-2800	11,993,735	6,727,019	5,266,716	0	DI LI
MOUNTAIN NATIONAL LIFE INS CO	AZ	85782	(602) 254-5866	Financial Information Not Available †				UR
MOUNTAIN STATES INDEMNITY CO	NM	10177	(505) 764-1400	58,321,497	24,224,889	34,096,607	0	CW MT PI SU VE
MOUNTAIN STATES MUTUAL CASUALTY CO	NM	14648	(505) 764-1400	154,638,712	74,991,870	79,646,843	0	CW MT PI SU VE
MOUNTAIN WEST FARM BUREAU MUTUAL INS CO	WY	29440	(307) 745-4835	361,601,437	200,164,649	161,436,787	0	CI PI VE
MTL INS CO	IL	66427	(630) 990-1000	1,780,808,051	1,691,249,911	89,558,140	4,438,001	DI LI VL
MUNICH AMERICAN REASSURANCE CO	GA	66346	(770) 394-5665	6,363,847,668	5,553,080,635	810,767,033	0	DI LI
MUNICH REINSURANCE AMERICA, INC.	DE	10227	(609) 243-4200	17,362,600,323	12,737,769,107	4,624,831,216	0	CW DI MT PI SU VE
MUNICIPAL AND INFRASTRUCTURE ASSURANCE CORP	NY	13559	(212) 974-0100	77,011,057	127,216	76,883,841	0	SU
MUTUAL INS CO OF ARIZONA	AZ	32832	(602) 956-5276	989,372,810	485,202,559	504,170,251	115,747,031	CI
MUTUAL OF AMERICA LIFE INS CO	NY	88668	(212) 224-1600	14,643,756,855	13,735,844,982	907,911,873	17,931,285	DI LI VA VL
MUTUAL OF ENUMCLAW INS CO	WA	14761	(800) 366-5551	598,860,796	332,555,315	266,305,481	0	CI MT PI VE
MUTUAL OF OMAHA INS CO	NE	71412	(402) 342-7600	5,549,777,861	3,143,752,143	2,406,025,718	21,724,332	DI LI

Company Name Abbreviations:

CO = COMPANY CORP = CORPORATION INS = INSURANCE RRG = RISK RETENTION GROUP

Authorized Lines:

CE = CERTIFICATE OF EXEMPTION (WITH LINES OF AUTHORITY)
 CI = CASUALTY CP = CAPTIVE INSURER CW = CASUALTY WITH WORKERS' COMPENSATION DI = DISABILITY DS = DENTAL SERVICE
 HC = HEALTH CARE SERVICES ORGANIZATION HS = HOSPITAL SERVICE LC = LIFE CARE PROVIDER LP = LIFE CARE PROVIDER PROVISIONAL PERMIT
 LI = LIFE LR = LIFE AND DISABILITY REINSURANCE MG = MORTGAGE GUARANTY MR = MECHANICAL REIMBURSEMENT REINSURANCE MS = MEDICAL SERVICE
 MT = MARINE AND TRANSPORTATION OS = OPTOMETRIC SERVICE PD = PREPAID DENTAL PLAN PI = PROPERTY PL = PREPAID LEGAL
 RG = DOMESTIC RISK RETENTION GROUP SU = SURETY TI = TITLE UR = UNAFFILIATED CREDIT LIFE AND DISABILITY REINSURANCE VA = VARIABLE ANNUITY
 VE = VEHICLE VL = VARIABLE LIFE

Financial information is as of 12/31/2012 unless alternative fiscal year end is indicated.

† Fiscal year financial information due August 1 or November 1, 2013 pursuant to A.R.S. § 20-1083.

‡ Financial information was not required during this period or is not available due to regulatory action or notification of merger or withdrawal.

* DBA (Doing Business As)

INSURERS AUTHORIZED IN ARIZONA AS OF DECEMBER 31, 2012 - (continued)

NAME	DOMICILE	NAIC #	TELEPHONE	ASSETS	LIABILITIES	CAPITAL & SURPLUS	ARIZONA PREMIUMS	AUTHORIZED LINES
MUTUAL RRG, INC. (THE)	HI	26257	(925) 949-0101	71,565,637	37,440,185	34,125,452	971,334	CI
NASW RRG, INC.	DC	14366	(303) 996-5446	1,982,312	538,665	1,443,647	10,546	CI
NATIONAL AMERICAN INS CO	OK	23663	(405) 258-4262	155,048,000	98,580,346	56,467,654	(12,305)	CW MT PI SU VE
NATIONAL AMERICAN INS CO OF CALIFORNIA	CA	23671	(562) 279-1300	47,569,227	30,243,693	17,325,534	0	CW MT PI SU VE
NATIONAL BENEFIT LIFE INS CO	NY	61409	(718) 248-8000	489,127,195	313,177,504	175,949,691	382,096	DI LI
NATIONAL CASUALTY CO	WI	11991	(480) 365-4000	277,226,440	154,612,070	122,614,370	6,886,799	CW DI MT PI SU VE
NATIONAL CATHOLIC RRG, INC. (THE)	VT	10083	(802) 651-3351	65,733,282	47,031,557	18,701,725	0	CI
NATIONAL CONTINENTAL INS CO	NY	10243	(440) 461-5000	235,230,203	190,177,869	45,052,334	481,191	CI DI MT PI SU VE
NATIONAL CONTRACTORS INS CO, INC., A RRG	MT	12293	(406) 282-0170	10,444,302	6,682,675	3,761,627	173,179	CI
NATIONAL FARMERS UNION LIFE INS CO	TX	66540	(816) 391-2000	225,873,198	183,448,578	42,424,620	69,366	DI LI
NATIONAL FARMERS UNION PROPERTY AND CASUALTY CO	WI	16217	(608) 837-4440	209,636,907	146,920,893	62,716,014	201,361	CW DI MT PI SU VE
NATIONAL FIRE AND INDEMNITY EXCHANGE	MO	15679	(314) 832-1118	11,534,830	6,186,952	5,347,878	52,044	CI MT PI
NATIONAL FIRE INS CO OF HARTFORD	IL	20478	(312) 822-5000	112,942,403	1,110,434	111,831,969	9,628,291	CW DI MT PI SU VE
NATIONAL FOUNDATION LIFE INS CO	TX	98205	(817) 878-3300	29,197,039	19,475,289	9,721,750	938,455	DI LI
NATIONAL GENERAL ASSURANCE CO	MO	42447	(336) 435-2000	46,601,191	26,929,355	19,671,836	7,945,494	CI MT PI VE
NATIONAL GENERAL INS CO	MO	23728	(336) 435-2000	65,931,386	31,161,075	34,770,311	1,361,454	CI PI VE
NATIONAL GUARANTY INS CO	AZ	12068	(800) 529-7484	18,013,162	16,031,552	1,981,608	33,547	SUPERVISION
NATIONAL GUARDIAN LIFE INS CO	WI	66583	(608) 257-5611	2,532,783,821	2,336,420,289	196,363,532	6,667,221	DI LI
NATIONAL GUARDIAN RRG, INC.	HI	36072	(231) 946-6200	16,313,991	10,333,795	5,980,196	0	CI
NATIONAL HEALTH INS CO	TX	82538	(713) 935-4800	11,316,185	2,212,766	9,103,419	2,841	DI LI
NATIONAL HOME INS. CO., A RRG	CO	44016	(720) 747-6000	48,606,521	29,588,623	19,017,898	0	CI
NATIONAL INDEMNITY CO	NE	20087	(402) 536-3000	127,340,865,936	48,479,351,256	78,861,514,680	2,686,292	CW DI MT PI SU VE
NATIONAL INDEPENDENT TRUCKERS INS. CO., A RRG	SC	11197	(843) 766-2327	9,199,076	3,773,207	5,425,869	(981)	CI VE
NATIONAL INS ASSOCIATION	IN	27944	(617) 357-9500	12,857,930	2,703	12,855,227	0	VE
NATIONAL INTERSTATE INS CO	OH	32620	(330) 659-8900	1,017,470,693	747,774,754	269,695,939	4,528,677	CW MT PI SU VE
NATIONAL LIABILITY & FIRE INS CO	CT	20052	(402) 536-3000	1,419,008,623	704,540,732	714,467,891	1,280,228	CW MT PI VE
NATIONAL LIFE INS CO	VT	66680	(802) 229-3333	8,855,824,613	7,568,768,498	1,287,056,116	5,042,038	DI LI VA VL
NATIONAL LLOYDS INS CO	TX	15474	(254) 399-0626	191,512,556	96,954,323	94,558,233	0	CI PI VE
NATIONAL MEDICAL PROFESSIONAL RRG, INC	SC	12529	(843) 614-3135	6,712,742	3,493,492	3,219,249	153,583	CI
NATIONAL MUTUAL BENEFIT	WI	56073	(608) 833-1936	308,378,728	280,373,579	28,005,149	37,988	DI LI
NATIONAL PROTECTIVE LIFE INS CO	AZ	63347	(602) 200-6900	2,049,757	707,766	1,341,993	0	LR
NATIONAL PUBLIC FINANCE GUARANTEE CORP	NY	23825	(914) 273-4545	5,726,156,263	3,727,617,459	1,998,538,804	0	SU
NATIONAL SECURITY LIFE AND ANNUITY CO	NY	85472	(877) 446-6060	257,732,481	232,766,897	24,965,583	0	LI
NATIONAL SERVICE CONTRACT INS CO RRG, INC.	DC	10234	(202) 471-5944	12,553,901	1,746,956	10,806,945	99,157	CI
NATIONAL SPECIALTY INS CO	TX	22608	(817) 265-2000	50,784,337	20,575,281	30,209,056	1,964,922	CW MT PI VE
NATIONAL SURETY CORP	IL	21881	(312) 346-6400	166,518,497	26,275,636	140,242,862	4,111,687	CW DI MT PI SU VE

Company Name Abbreviations:

CO = COMPANY CORP = CORPORATION INS = INSURANCE RRG = RISK RETENTION GROUP

Authorized Lines:

CE = CERTIFICATE OF EXEMPTION (WITH LINES OF AUTHORITY)

CI = CASUALTY CP = CAPTIVE INSURER CW = CASUALTY WITH WORKERS' COMPENSATION DI = DISABILITY DS = DENTAL SERVICE

HC = HEALTH CARE SERVICES ORGANIZATION HS = HOSPITAL SERVICE LC = LIFE CARE PROVIDER LP = LIFE CARE PROVIDER PROVISIONAL PERMIT

LI = LIFE LR = LIFE AND DISABILITY REINSURANCE MG = MORTGAGE GUARANTY MR = MECHANICAL REIMBURSEMENT REINSURANCE MS = MEDICAL SERVICE

MT = MARINE AND TRANSPORTATION OS = OPTOMETRIC SERVICE PD = PREPAID DENTAL PLAN PI = PROPERTY PL = PREPAID LEGAL

RG = DOMESTIC RISK RETENTION GROUP SU = SURETY TI = TITLE UR = UNAFFILIATED CREDIT LIFE AND DISABILITY REINSURANCE VA = VARIABLE ANNUITY

VE = VEHICLE VL = VARIABLE LIFE

Financial information is as of 12/31/2012 unless alternative fiscal year end is indicated.

† Fiscal year financial information due August 1 or November 1, 2013 pursuant to A.R.S. § 20-1083.

‡ Financial information was not required during this period or is not available due to regulatory action or notification of merger or withdrawal.

* DBA (Doing Business As)

INSURERS AUTHORIZED IN ARIZONA AS OF DECEMBER 31, 2012 - (continued)

NAME	DOMICILE	NAIC #	TELEPHONE	ASSETS	LIABILITIES	CAPITAL & SURPLUS	ARIZONA PREMIUMS	AUTHORIZED LINES
NATIONAL TEACHERS ASSOCIATES LIFE INS CO	TX	87963	(972) 532-2100	347,209,627	280,061,954	67,147,672	43,258	DI LI
NATIONAL TITLE INS OF NEW YORK INC.	NY	51020	(949) 936-2740	102,685,485	63,859,042	38,826,442	13,529,704	TI
NATIONAL TRUST INS CO	IN	20141	(941) 907-3224	34,110,462	(1,094,934)	35,205,396	0	CW MT PI SU VE
NATIONAL UNION FIRE INS CO OF PITTSBURGH, PA	PA	19445	(212) 770-7000	32,520,798,197	18,121,894,376	14,398,903,821	79,976,748	CW DI MT PI SU VE
NATIONAL UNITY INS CO	TX	19119	(210) 479-8886	48,111,243	28,382,296	19,728,947	898,155	CI PI VE
NATIONAL WESTERN LIFE INS CO	CO	66850	(512) 836-1010	9,164,763,018	8,159,996,857	1,004,766,161	55,865,647	DI LI
NATIONWIDE AFFINITY INS CO OF AMERICA	OH	26093	(614) 249-7111	306,104,667	293,705,862	12,398,805	10,598,885	CW DI MT PI SU VE
NATIONWIDE AGRIBUSINESS INS CO	IA	28223	(614) 249-7111	320,901,757	259,460,008	61,441,749	3,233,387	CW MT PI SU VE
NATIONWIDE ASSURANCE CO	WI	10723	(614) 249-7111	134,610,019	77,017,150	57,592,869	12,970	VE
NATIONWIDE INS CO OF AMERICA	WI	25453	(614) 249-7111	510,223,150	365,834,421	144,388,729	26,461,465	CI MT PI VE
NATIONWIDE LIFE AND ANNUITY INS CO	OH	92657	(614) 249-8153	6,243,320,954	5,932,325,808	310,995,146	24,186,035	DI LI VA VL
NATIONWIDE LIFE INS CO	OH	66869	(614) 249-7111	106,577,543,255	102,740,909,342	3,836,633,913	275,293,813	DI LI VA VL
NATIONWIDE MUTUAL FIRE INS CO	OH	23779	(614) 249-7111	4,729,713,281	2,412,362,929	2,317,350,352	2,212,953	CW DI MT PI SU VE
NATIONWIDE MUTUAL INS CO	OH	23787	(614) 249-7111	29,551,792,548	18,207,794,359	11,343,998,189	14,566,663	CW DI MT PI PL SU VE
NATIONWIDE PROPERTY AND CASUALTY INS CO	OH	37877	(614) 249-7111	554,975,394	500,444,179	54,531,215	0	CW DI MT PI SU VE
NAU COUNTRY INS CO	MN	25240	(763) 427-3770	1,458,601,022	1,123,152,185	335,448,837	3,363,258	CI MT PI SU VE
NAUTILUS INS CO	AZ	17370	(480) 951-0905	1,806,465,800	1,148,791,195	657,674,605	2,871,062	CW MT PI SU VE
NAVIGATORS INS CO	NY	42307	(914) 934-8999	2,102,436,631	1,419,555,675	682,880,956	7,756,625	CI DI MT PI SU VE
NCMIC INS CO	IA	15865	(515) 313-4500	583,108,074	364,880,800	218,227,274	1,857,143	CI
NETHERLANDS INS CO, THE	NH	24171	(617) 357-9500	443,604,113	330,519,913	113,084,200	(4,624)	CI MT PI SU VE
NEVADA GENERAL INS CO	NV	10007	(702) 367-9616	23,686,416	7,242,155	16,444,262	225,981	CI MT PI SU VE
NEW BREMEN LIFE INS CO	AZ	89516	(602) 254-5866	Financial Information Not Available †				UR
NEW ENGLAND INS CO	CT	21830	(617) 526-8500	53,024,397	7,391,722	45,632,675	0	CI MT PI SU VE
NEW ENGLAND LIFE INS CO	MA	91626	(617) 578-2000	10,601,354,933	10,062,718,547	538,636,386	9,302,462	DI LI VA VL
NEW ENGLAND REINSURANCE CORP	CT	41629	(617) 526-8500	53,485,717	6,357,131	47,128,587	0	CI MT PI SU VE
NEW ERA LIFE INS CO	TX	78743	(281) 368-7200	352,151,854	300,105,941	52,045,913	70,314	DI LI
NEW HAMPSHIRE INS CO	PA	23841	(212) 770-7000	3,254,819,767	2,332,095,199	922,724,568	16,470,496	CW DI MT PI SU VE
NEW HOME WARRANTY INS CO., A RRG	DC	13792	(720) 747-6000	12,664,673	6,867,802	5,796,871	171,893	CI
NEW MEXICO FOUNDATION INS CO	NM	23051	(505) 345-7260	20,698,806	5,147,258	15,551,548	0	CW MT PI SU VE
NEW SUTLIFF WARRANTY CO	AZ	11226	(602) 439-4322	247,570	407,085	(159,515)	0	MR
NEW YORK LIFE AGENTS REINSURANCE CO	AZ	68723	(602) 648-4040	22,741,009	4,792,934	17,948,075	0	LR
NEW YORK LIFE INS AND ANNUITY CORP	DE	91596	(212) 576-7000	109,510,240,524	103,111,603,356	6,398,637,168	156,662,193	DI LI VA VL
NEW YORK LIFE INS CO	NY	66915	(212) 576-7000	134,726,848,122	118,158,309,783	16,568,538,339	86,589,932	DI LI
NEW YORK MARINE AND GENERAL INS CO	NY	16608	(973) 532-1907	738,870,115	508,281,714	230,588,401	1,759,635	CW MT PI SU VE
NEWPORT INS CO	AZ	24848	(949) 222-8000	57,191,082	12,024,024	45,167,058	521,629	CI PI VE
NGM INS CO	FL	14788	(877) 927-5672	2,120,072,716	1,281,639,038	838,433,678	5,927,099	CW MT PI SU VE

Company Name Abbreviations:

CO = COMPANY CORP = CORPORATION INS = INSURANCE RRG = RISK RETENTION GROUP

Authorized Lines:

CE = CERTIFICATE OF EXEMPTION (WITH LINES OF AUTHORITY)

CI = CASUALTY CP = CAPTIVE INSURER CW = CASUALTY WITH WORKERS' COMPENSATION DI = DISABILITY DS = DENTAL SERVICE

HC = HEALTH CARE SERVICES ORGANIZATION HS = HOSPITAL SERVICE LC = LIFE CARE PROVIDER LP = LIFE CARE PROVIDER PROVISIONAL PERMIT

LI = LIFE LR = LIFE AND DISABILITY REINSURANCE MG = MORTGAGE GUARANTY MR = MECHANICAL REIMBURSEMENT REINSURANCE MS = MEDICAL SERVICE

MT = MARINE AND TRANSPORTATION OS = OPTOMETRIC SERVICE PD = PREPAID DENTAL PLAN PI = PROPERTY PL = PREPAID LEGAL

RG = DOMESTIC RISK RETENTION GROUP SU = SURETY TI = TITLE UR = UNAFFILIATED CREDIT LIFE AND DISABILITY REINSURANCE VA = VARIABLE ANNUITY

VE = VEHICLE VL = VARIABLE LIFE

Financial information is as of 12/31/2012 unless alternative fiscal year end is indicated.

† Fiscal year financial information due August 1 or November 1, 2013 pursuant to A.R.S. § 20-1083.

‡ Financial information was not required during this period or is not available due to regulatory action or notification of merger or withdrawal.

* DBA (Doing Business As)

INSURERS AUTHORIZED IN ARIZONA AS OF DECEMBER 31, 2012 - (continued)

NAME	DOMICILE	NAIC #	TELEPHONE	ASSETS	LIABILITIES	CAPITAL & SURPLUS	ARIZONA PREMIUMS	AUTHORIZED LINES	
NIPPON LIFE INS CO OF AMERICA	IA	81264	(212) 682-3000	213,665,355	79,062,821	134,602,534	0	DI LI VA	
NIPPONKOA INS CO, LIMITED (U.S. BRANCH)	JAPAN	27073	(212) 405-1650	252,018,937	159,763,864	92,255,073	24,573	CW MT PI SU VE	
NORCAL MUTUAL INS CO	CA	33200	(415) 397-9700	1,323,647,390	716,089,411	607,557,979	0	CI	
NORGUARD INS CO	PA	31470	(800) 673-2465	511,775,115	363,227,556	148,547,559	447,888	CW DI MT PI SU VE	
NORTH AMERICAN CO FOR LIFE AND HEALTH INS	IA	66974	(605) 335-5700	13,018,692,594	12,041,317,784	977,374,810	51,335,906	DI LI	
NORTH AMERICAN ELITE INS CO	NH	29700	(603) 644-6600	74,750,400	40,415,328	34,335,072	7,181,828	CW DI MT PI SU VE	
NORTH AMERICAN NATIONAL RE INS CO	AZ	60118	(303) 709-2090	30,627,339	26,543,305	4,084,027	0	LR	
NORTH AMERICAN SPECIALTY INS CO	NH	29874	(603) 644-6600	503,529,267	139,803,760	363,725,507	1,342,803	CW DI MT PI SU VE	
NORTH AMERICAN TITLE INS CO	CA	50130	(305) 229-6500	78,527,614	29,282,280	49,245,334	1,980,754	TI	
NORTH CAROLINA MUTUAL LIFE INS CO	NC	67032	(919) 682-9201	148,260,633	141,818,684	6,441,949	450	DI LI	
NORTH COAST LIFE INS CO	WA	67059	(509) 838-4235	143,579,473	135,660,438	7,919,034	744,712	DI LI	
NORTH POINTE INS CO	PA	27740	(608) 837-4440	83,105,620	57,203,736	25,901,884	347,647	CW MT PI	
NORTH RIVER INS CO	NJ	21105	(973) 490-6600	869,652,681	592,615,264	277,037,417	930,522	CW DI MT PI SU VE	
NORTH SEA INS CO	NY	38148	(516) 825-2800	16,391,123	6,570,213	9,820,910	0	CI DI MT PI SU VE	
NORTHBROOK INDEMNITY CO	IL	36455	(847) 402-5000	38,574,417	991,159	37,583,258	44,831	CW DI MT PI SU VE	
NORTHERN ASSURANCE CO OF AMERICA, THE	MA	38369	(781) 332-7000	38,429,667	3,089,707	35,339,960	9,037	CW DI MT PI SU VE	
NORTHERN INS CO OF NEW YORK	NY	19372	(847) 605-6000	36,104,529	7,254,529	28,850,000	1,582,432	CW DI MT PI SU VE	
NORTHLAND CASUALTY CO	CT	24031	(860) 277-0111	102,448,996	69,807,712	32,641,284	41,049	CI MT PI VE	
NORTHLAND INS CO	CT	24015	(860) 277-0111	1,150,634,059	626,012,721	524,621,339	3,220,102	CI MT PI SU VE	
NORTHWESTERN ARIZONA REGIONAL INS CO, INC. FY Ending 06/30/2012	AZ	14279	(602) 222-2121	Financial Information Not Available				CP	
NORTHWESTERN LONG TERM CARE INS CO	WI	69000	(414) 665-2510	1,861,552,902	1,586,835,624	274,717,278	3,849,275	DI LI	
NORTHWESTERN MUTUAL LIFE INS CO, THE	WI	67091	(414) 271-1444	200,945,403,906	184,769,630,895	16,175,773,011	117,859,990	DI LI VA VL	
NORTHWESTERN NATIONAL INS CO. OF MILWAUKEE, WI	WI	23914	(513) 425-5899	39,714,147	35,196,026	4,518,121	0	REHABILITATION	
NOVA CASUALTY CO	NY	42552	(508) 855-4924	95,290,538	329,631	94,960,907	3,811,554	CW DI MT PI SU VE	
NOVUS INS CO (RRG)	SC	10752	<i>Name changed 4/18/12, now known as HEALTHCARE SAFETY & PROTECTION RRG, INC.</i>						
NUTMEG INS CO	CT	39608	(860) 547-5000	392,009,309	164,133,843	227,875,465	(3)	CW DI MT PI SU VE	
NW RE, LIMITED	FY Ending 08/31/2012	AZ	14293	(602) 337-6302	Financial Information Not Available				CP
NYLIFE INS CO OF ARIZONA	AZ	81353	(212) 576-7000	197,130,101	138,112,041	59,018,060	1,541,986	DI LI VA VL	
OCCIDENTAL FIRE & CASUALTY CO OF NORTH CAROLINA	NC	23248	(919) 833-1600	364,672,029	244,270,383	120,401,646	4,689,557	CW DI MT PI SU VE	
OCCIDENTAL LIFE INS CO OF NORTH CAROLINA	TX	67148	(254) 297-2775	246,878,345	218,915,927	27,962,418	470,914	DI LI	
OCEANUS INS CO, A RRG	SC	12189	(843) 766-2327	81,860,654	61,370,210	20,490,443	707,509	CI	
ODANA LIFE REINSURANCE CO	AZ	---	(602) 200-6900	Financial Information Not Available †				UR	
ODYSSEY REINSURANCE CO	CT	23680	(203) 977-8000	8,171,574,189	5,016,783,227	3,154,790,962	0	CI DI MT PI SU VE	
OHIC INS CO	OH	35602	(707) 226-0100	103,520,014	77,332,339	26,187,676	0	CI DI PI VE	
OHIO CASUALTY INS CO, THE	NH	24074	(617) 357-9500	5,100,508,528	3,825,876,240	1,274,632,288	4,638,187	CW DI MT PI SU VE	
OHIO FARMERS INS CO	OH	24104	(330) 887-0101	2,131,875,807	606,312,379	1,525,563,428	7,599	CW DI MT PI SU VE	

Company Name Abbreviations:

CO = COMPANY CORP = CORPORATION INS = INSURANCE RRG = RISK RETENTION GROUP

Authorized Lines:

CE = CERTIFICATE OF EXEMPTION (WITH LINES OF AUTHORITY)
 CI = CASUALTY CP = CAPTIVE INSURER CW = CASUALTY WITH WORKERS' COMPENSATION DI = DISABILITY DS = DENTAL SERVICE
 HC = HEALTH CARE SERVICES ORGANIZATION HS = HOSPITAL SERVICE LC = LIFE CARE PROVIDER LP = LIFE CARE PROVIDER PROVISIONAL PERMIT
 LI = LIFE LR = LIFE AND DISABILITY REINSURANCE MG = MORTGAGE GUARANTY MR = MECHANICAL REIMBURSEMENT REINSURANCE MS = MEDICAL SERVICE
 MT = MARINE AND TRANSPORTATION OS = OPTOMETRIC SERVICE PD = PREPAID DENTAL PLAN PI = PROPERTY PL = PREPAID LEGAL
 RG = DOMESTIC RISK RETENTION GROUP SU = SURETY TI = TITLE UR = UNAFFILIATED CREDIT LIFE AND DISABILITY REINSURANCE VA = VARIABLE ANNUITY
 VE = VEHICLE VL = VARIABLE LIFE

Financial information is as of 12/31/2012 unless alternative fiscal year end is indicated.

† Fiscal year financial information due August 1 or November 1, 2013 pursuant to A.R.S. § 20-1083.

‡ Financial information was not required during this period or is not available due to regulatory action or notification of merger or withdrawal.

* DBA (Doing Business As)

INSURERS AUTHORIZED IN ARIZONA AS OF DECEMBER 31, 2012 - (continued)

NAME	DOMICILE	NAIC #	TELEPHONE	ASSETS	LIABILITIES	CAPITAL & SURPLUS	ARIZONA PREMIUMS	AUTHORIZED LINES
OHIO INDEMNITY CO	OH	26565	(614) 228-2800	121,063,430	75,874,872	45,188,558	332,637	CI MT SU VE
OHIO NATIONAL LIFE ASSURANCE CORP	OH	89206	(513) 794-6100	3,315,253,786	2,997,854,278	317,399,510	5,125,524	DI LI VL
OHIO NATIONAL LIFE INS CO, THE	OH	67172	(513) 794-6100	21,631,247,430	20,582,931,858	1,048,315,575	58,607,700	DI LI VA VL
OHIO SECURITY INS CO	NH	24082	(617) 357-9500	41,440,087	26,671,246	14,768,841	6,129,017	CW MT PI SU VE
OHIO STATE LIFE INS CO, THE	TX	67180	(816) 391-2000	13,339,335	3,489,611	9,849,724	497,390	DI LI
OHSU INS CO	FY Ending 06/30/2012 AZ	14351	(602) 337-6302	Financial Information Not Available				CP
OLD AMERICAN INDEMNITY CO	KY	11665	(214) 561-1991	8,553,213	3,110,832	5,442,381	0	CI PI VE
OLD AMERICAN INS CO	MO	67199	(816) 753-7000	242,973,952	222,998,970	19,974,986	1,969,960	DI LI
OLD REPUBLIC GENERAL INS CORP	IL	24139	(312) 346-8100	1,507,876,358	1,175,269,090	332,607,268	4,352,963	CW DI MT PI SU VE
OLD REPUBLIC INS CO	PA	24147	(724) 834-5000	2,439,819,609	1,564,899,190	874,920,419	15,604,618	CW DI MT PI SU VE
OLD REPUBLIC LIFE INS CO	IL	67261	(312) 726-0309	138,392,065	97,756,281	40,635,784	420,763	DI LI
OLD REPUBLIC MERCANTILE INS CO	IL	33715	Name changed 4/24/12, now known as REPUBLIC CREDIT INDEMNITY CO					
OLD REPUBLIC NATIONAL TITLE INS CO	MN	50520	(612) 371-1142	808,548,286	464,993,185	343,555,101	57,277,201	TI
OLD REPUBLIC SECURITY ASSURANCE CO	AZ	35424	(918) 307-1000	5,253,853	1,168,054	4,085,799	0	CI DI MT PI SU VE
OLD REPUBLIC SURETY CO	WI	40444	(262) 797-2640	98,930,849	50,213,920	48,716,929	654,384	SU
OLD UNITED CASUALTY CO	KS	37060	(913) 432-6400	522,523,803	260,516,164	262,007,639	2,385,455	CI DI MT PI SU VE
OLD UNITED LIFE INS CO	AZ	76007	(602) 230-1051	82,341,783	38,446,165	43,895,619	745,566	DI LI
OLYMPIA RRG, INC.	AZ	13062	(602) 427-3251	1,056,243	865,334	190,909	0	RG
OMAHA INDEMNITY CO, THE	WI	12254	(402) 351-5468	17,569,597	2,819,605	14,749,992	0	CI DI MT PI SU VE
OMAHA INS CO	NE	13100	(402) 342-7600	19,948,310	3,689,280	16,259,030	0	DI
OMNI INS CO	IL	39098	(217) 525-0700	211,568,603	124,589,706	86,978,897	29,188	CI MT PI VE
OMS NATIONAL INS CO, RRG	IL	44121	(847) 384-0041	382,982,549	216,369,741	166,612,808	1,248,303	CI
ONEBEACON AMERICA INS CO	MA	20621	(781) 332-7000	88,514,868	13,447,896	75,066,972	3,523,243	CW DI MT PI SU VE
ONEBEACON INS CO	PA	21970	(781) 332-7000	1,265,708,660	390,509,898	875,198,762	569,322	CW MT PI SU VE
ONECIS INS CO	IL	15385	(954) 233-0257	16,453,403	3,373,138	13,080,265	0	CI
ONENATION INS CO	IN	85286	(317) 488-6000	83,040,133	1,260,751	81,779,382	408	DI LI
OOIDA *	VT	10353	(202) 471-5944	61,945,372	41,863,805	20,081,567	298,695	CI VE
OPHTHALMIC MUTUAL INS. CO., RRG	VT	44105	(802) 863-5774	245,951,335	96,417,837	149,533,498	1,974,803	CI
OPTICARE PLUS VISION PLANS *	UT	12533	(801) 886-2020	912,487	205,144	707,343	33,171	DI
OPTIMUM RE INS CO	TX	88099	(214) 528-2020	103,650,991	76,934,178	26,716,813	0	DI LI
ORANGE COUNTY MEDICAL RECIPROCAL INS CO., A RRG	AZ	12183	(941) 955-0793	6,098,933	1,493,741	4,605,192	0	RG
ORANGE SECURITY LIFE INS CO	AZ	---	(334) 260-7774	Financial Information Not Available †				UR
ORDER OF UNITED COMMERCIAL TRAVELERS OF AMERICA, THE	OH	56383	(614) 487-9680	22,915,216	12,175,279	10,739,937	2,669,134	DI LI
ORDINARY MUTUAL, A RRG CORP	VT	10171	(802) 264-4592	18,218,904	8,007,861	10,211,043	0	CI
OSPREY INS CO	AZ	---	(480) 563-2315	Financial Information Not Available				CP
OWNERS INS CO	OH	32700	(517) 323-1200	3,191,708,360	2,052,405,548	1,139,302,813	43,416,763	CW MT PI SU VE

Company Name Abbreviations:

CO = COMPANY CORP = CORPORATION INS = INSURANCE RRG = RISK RETENTION GROUP

Authorized Lines:

CE = CERTIFICATE OF EXEMPTION (WITH LINES OF AUTHORITY)

CI = CASUALTY CP = CAPTIVE INSURER CW = CASUALTY WITH WORKERS' COMPENSATION DI = DISABILITY DS = DENTAL SERVICE

HC = HEALTH CARE SERVICES ORGANIZATION HS = HOSPITAL SERVICE LC = LIFE CARE PROVIDER LP = LIFE CARE PROVIDER PROVISIONAL PERMIT

LI = LIFE LR = LIFE AND DISABILITY REINSURANCE MG = MORTGAGE GUARANTY MR = MECHANICAL REIMBURSEMENT REINSURANCE MS = MEDICAL SERVICE

MT = MARINE AND TRANSPORTATION OS = OPTOMETRIC SERVICE PD = PREPAID DENTAL PLAN PI = PROPERTY PL = PREPAID LEGAL

RG = DOMESTIC RISK RETENTION GROUP SU = SURETY TI = TITLE UR = UNAFFILIATED CREDIT LIFE AND DISABILITY REINSURANCE VA = VARIABLE ANNUITY

VE = VEHICLE VL = VARIABLE LIFE

Financial information is as of 12/31/2012 unless alternative fiscal year end is indicated.

† Fiscal year financial information due August 1 or November 1, 2013 pursuant to A.R.S. § 20-1083.

‡ Financial information was not required during this period or is not available due to regulatory action or notification of merger or withdrawal.

* DBA (Doing Business As)

INSURERS AUTHORIZED IN ARIZONA AS OF DECEMBER 31, 2012 - (continued)

NAME	DOMICILE	NAIC #	TELEPHONE	ASSETS	LIABILITIES	CAPITAL & SURPLUS	ARIZONA PREMIUMS	AUTHORIZED LINES
OXFORD LIFE INS CO	AZ	76112	(602) 263-6666	968,609,994	830,952,272	137,657,722	8,346,986	DI LI
OSARK NATIONAL LIFE INS CO	MO	67393	(816) 842-6300	711,375,219	589,314,937	122,060,282	386,559	DI LI
PACIFIC ANNUITY REINSURANCE CO	AZ	14682	(602) 648-4040	Financial Information Not Available				CP
PACIFIC CAPTIVE INS CO, INC.	AZ	14278	(480) 682-4985	Financial Information Not Available				CP
PACIFIC CENTURY LIFE INS CORP	AZ	93815	(602) 200-6900	336,700,718	3,901,081	332,799,638	0	DI LI
PACIFIC COMPENSATION INS CO	CA	11555	(818) 575-8500	253,356,880	144,436,114	108,920,766	21,717	CW
PACIFIC EMPLOYERS INS CO	PA	22748	(215) 640-1000	3,329,042,932	2,243,230,507	1,085,812,425	(62,321)	CW DI MT PI SU VE
PACIFIC GUARDIAN LIFE INS CO, LTD.	HI	64343	(808) 955-2236	486,830,412	386,998,496	99,831,915	197,401	DI LI
PACIFIC INDEMNITY CO	WI	20346	(908) 903-2000	6,465,841,502	3,969,643,554	2,496,197,948	28,038,428	CW DI MT PI SU VE
PACIFIC LIFE & ANNUITY CO	AZ	97268	(800) 800-7946	5,329,839,965	4,841,273,279	488,566,686	114,793	DI LI VA VL
PACIFIC LIFE INS CO	NE	67466	(949) 219-3011	101,000,915,366	94,825,814,119	6,175,101,247	130,246,191	DI LI VA VL
PACIFIC SPECIALTY INS CO	CA	37850	(650) 780-4800	334,181,897	149,370,747	184,811,148	10,172,402	CI MT PI VE
PACIFIC STAR INS CO	WI	29793	(858) 527-3655	9,574,906	2,763,587	6,811,319	52,530	CI MT PI VE
PACIFICARE LIFE AND HEALTH INS CO	IN	70785	(714) 226-3361	622,171,603	40,183,400	581,988,203	0	DI LI
PACIFICARE LIFE ASSURANCE CO	CO	84506	(714) 226-3849	8,283,316	1,960,456	6,322,859	0	DI LI
PACIFICARE OF ARIZONA, INC.	AZ	95617	(602) 255-8455	162,456,324	80,188,863	82,267,461	986,826,609	HC
PACO ASSURANCE CO, INC.	IL	10222	(615) 371-8776	72,458,380	42,300,675	30,157,705	207,434	CI
PACWEST CAPTIVE INS CO, INC.	AZ	---	(480) 563-2315	Financial Information Not Available				CP
PAN-AMERICAN ASSURANCE CO	LA	93459	(504) 566-1300	21,454,972	5,259,591	16,195,380	401,564	DI LI
PAN-AMERICAN LIFE INS CO	LA	67539	(504) 566-1300	1,444,407,080	1,217,843,370	226,563,710	1,629,901	DI LI VA
PARAGON INS CO	AZ	---	(602) 427-3226	Financial Information Not Available				CP
PARATRANSIT INS CO, A MUTUAL RRG	TN	44130	(802) 229-5042	23,273,930	12,693,766	10,580,164	0	CI
PARIS RE AMERICA INS CO	DE	11835	<i>Name changed 12/1/12, now known as PARTNERRE AMERICA INS CO</i>					
PARK AVENUE LIFE INS CO	DE	60003	(212) 598-8829	309,919,513	252,243,461	57,676,051	18,379	DI LI
PARKER CENTENNIAL ASSURANCE CO	WI	71099	(715) 346-6000	81,187,575	35,442,438	45,745,137	0	DI LI
PARTNER REINSURANCE CO OF THE U.S.	NY	38636	(203) 485-4200	4,528,330,792	3,268,153,296	1,260,177,496	0	CW DI MT PI SU VE
PARTNERRE AMERICA INS CO	DE	11835	(305) 377-1292	185,739,688	63,945,904	121,793,784	0	CI DI MT PI SU VE
PARTNERRE INS CO OF NEW YORK	NY	10006	(203) 485-4200	128,453,228	14,044,966	114,408,262	0	CW MT PI SU VE
PATHFINDER INS CO	CO	22250	(802) 652-1556	8,159,078	0	8,159,078	0	CI VE
PATRIOT GENERAL INS CO	WI	23442	(715) 346-6000	26,474,125	1,578,481	24,895,644	6,353	CI MT PI VE
PAUL REVERE LIFE INS CO, THE	MA	67598	(423) 294-1011	4,458,163,857	4,089,880,401	368,283,456	4,223,197	DI LI
PAUL REVERE VARIABLE ANNUITY INS CO, THE	MA	67601	(423) 294-1011	53,552,782	15,069,707	38,483,075	46,584	DI LI
PCH MUTUAL INS CO, INC. A RRG	DC	11973	(202) 471-5944	8,168,958	4,785,692	3,383,266	86,669	CI
PCR INS CO	AZ	14285	(602) 427-3200	Financial Information Not Available				CP
PEACHTREE CASUALTY INS CO	FL	25755	(619) 702-7022	22,805,424	11,788,949	11,016,475	0	VE
PEAK PROPERTY AND CASUALTY INS CORP	WI	18139	(715) 346-6000	48,779,421	10,333,062	38,446,359	34,357,042	CI MT PI VE

Company Name Abbreviations:

CO = COMPANY CORP = CORPORATION INS = INSURANCE RRG = RISK RETENTION GROUP

Authorized Lines:

CE = CERTIFICATE OF EXEMPTION (WITH LINES OF AUTHORITY)

CI = CASUALTY CP = CAPTIVE INSURER CW = CASUALTY WITH WORKERS' COMPENSATION DI = DISABILITY DS = DENTAL SERVICE

HC = HEALTH CARE SERVICES ORGANIZATION HS = HOSPITAL SERVICE LC = LIFE CARE PROVIDER LP = LIFE CARE PROVIDER PROVISIONAL PERMIT

LI = LIFE LR = LIFE AND DISABILITY REINSURANCE MG = MORTGAGE GUARANTY MR = MECHANICAL REIMBURSEMENT REINSURANCE MS = MEDICAL SERVICE

MT = MARINE AND TRANSPORTATION OS = OPTOMETRIC SERVICE PD = PREPAID DENTAL PLAN PI = PROPERTY PL = PREPAID LEGAL

RG = DOMESTIC RISK RETENTION GROUP SU = SURETY TI = TITLE UR = UNAFFILIATED CREDIT LIFE AND DISABILITY REINSURANCE VA = VARIABLE ANNUITY

VE = VEHICLE VL = VARIABLE LIFE

Financial information is as of 12/31/2012 unless alternative fiscal year end is indicated.

† Fiscal year financial information due August 1 or November 1, 2013 pursuant to A.R.S. § 20-1083.

‡ Financial information was not required during this period or is not available due to regulatory action or notification of merger or withdrawal.

* DBA (Doing Business As)

INSURERS AUTHORIZED IN ARIZONA AS OF DECEMBER 31, 2012 - (continued)

NAME	DOMICILE	NAIC #	TELEPHONE	ASSETS	LIABILITIES	CAPITAL & SURPLUS	ARIZONA PREMIUMS	AUTHORIZED LINES
PECONIC INDEMNITY CO	AZ	14284	(602) 427-3208		Financial Information Not Available			CP
PEERLESS INDEMNITY INS CO	IL	18333	(617) 357-9500	723,033,434	549,050,679	173,982,755	34,221,655	CW MT PI SU VE
PEERLESS INS CO	NH	24198	(617) 357-9500	7,629,799,775	5,742,491,090	1,887,308,685	32,177	CI DI MT PI SU VE
PEKIN FINANCIAL LIFE INS CO	AZ	72362	(480) 429-5000	576,149	194,673	381,476	0	LR
PEKIN INS CO	IL	24228	(309) 346-1161	262,694,351	151,083,126	111,611,225	5,346,855	CW MT PI SU VE
PEKIN LIFE INS CO	IL	67628	(309) 346-1161	1,209,239,001	1,090,042,256	119,196,744	476,152	DI LI
PENN INS AND ANNUITY CO, THE	DE	93262	(215) 956-9177	2,026,968,321	1,836,541,305	190,427,016	5,992,271	DI LI VA VL
PENN MUTUAL LIFE INS CO, THE	PA	67644	(215) 956-8000	14,330,715,400	12,835,324,602	1,495,390,798	41,686,247	DI LI VA VL
PENN TREATY NETWORK AMERICA INS CO	PA	63282	(610) 965-2222		Financial Information Not Available ‡			REHABILITATION
PENN-AMERICA INS CO	PA	32859	(610) 664-1500	280,357,061	116,220,376	164,136,685	4,344	CW MT PI VE
PENN-OHIO LIFE INS CO	AZ	94935	(602) 427-3200		Financial Information Not Available			CP
PENNSYLVANIA GENERAL INS CO	IA	21962	Name changed 12/10/12, now known as PENNSYLVANIA INS CO					
PENNSYLVANIA INS CO	IA	21962	(402) 342-4900	10,681,996	3,338	10,678,658	0	CW MT PI SU VE
PENNSYLVANIA LIFE INS CO	PA	67660	(847) 559-4765	1,002,046,810	612,438,310	389,608,500	29,355,139	DI LI
PENNSYLVANIA LUMBERMENS MUTUAL INS CO	PA	14974	(215) 625-9233	364,751,061	258,155,561	106,595,500	1,579,050	CW MT PI SU VE
PENNSYLVANIA MANUFACTURERS' ASSOCIATION INS CO.	PA	12262	(610) 397-5094	730,552,713	505,114,713	225,438,000	4,922,332	CW MT PI VE
PENNSYLVANIA MANUFACTURERS INDEMNITY CO	PA	41424	(610) 397-5094	190,100,338	112,543,941	77,556,397	550,924	CW DI MT PI SU VE
PENNSYLVANIA NATIONAL MUTUAL CASUALTY INS CO	PA	14990	(717) 234-4941	1,036,788,018	563,129,668	473,658,350	1,710	CW DI MT PI SU VE
PERICO LIFE INS CO	DE	85561	(770) 973-9851	55,174,530	5,093,651	50,080,879	25,582	DI LI
PERIMETER INS CO, INC.	AZ	14220	(303) 388-5688		Financial Information Not Available			CP
PERMANENT GENERAL ASSURANCE CORP	OH	37648	(615) 744-1000	213,703,996	123,153,034	90,550,962	13,123,035	SU VE
PERMANENT GENERAL ASSURANCE CORP OF OHIO	OH	22906	(615) 242-1961	128,420,950	75,299,400	53,121,550	1,548,438	VE
PETROLEUM CASUALTY CO	TX	12297	(713) 680-7066	32,045,828	7,927,576	24,118,252	2,871	CW DI MT PI SU VE
PETROLEUM MARKETERS MANAGEMENT INS CO	IA	11062	(515) 334-3001	28,582,066	6,206,099	22,375,967	137,070	CI
PHARMACARE CAPTIVE RE, LTD.	AZ	14337	(602) 427-3200		Financial Information Not Available			CP
PHARMACISTS LIFE INS CO, THE	IA	90247	(515) 295-2461	83,297,142	77,368,726	5,928,416	2,194,443	LI
PHARMACISTS MUTUAL INS CO	IA	13714	(515) 295-2461	228,715,948	150,500,743	78,215,205	3,770,751	CW MT PI SU VE
PHILADELPHIA AMERICAN LIFE INS CO	TX	67784	(281) 368-7200	197,617,731	171,518,141	26,099,590	120,681	DI LI
PHILADELPHIA FINANCIAL LIFE ASSURANCE CO	PA	60232	(484) 530-4800	4,156,094,596	4,137,744,114	18,350,482	279	DI LI VA VL
PHILADELPHIA INDEMNITY INS CO	PA	18058	(610) 538-2272	6,047,269,601	4,030,090,982	2,017,178,619	51,956,685	CI MT PI SU VE
PHILADELPHIA REINSURANCE CORP	PA	12319	(402) 536-3000	176,471,187	75,639,148	100,832,040	0	SUSPENDED
PHL VARIABLE INS CO	CT	93548	(860) 403-5000	5,657,079,869	5,343,615,678	313,464,191	38,651,814	DI LI VA VL
PHOENIX INS CO	CT	25623	(860) 277-0111	3,860,080,572	2,469,433,674	1,390,646,898	10,818,626	CW MT PI SU VE
PHOENIX LIFE AND ANNUITY CO	CT	93734	(860) 403-5000	48,203,894	24,086,077	24,117,817	163,902	DI LI VL
PHOENIX LIFE INS CO	NY	67814	(860) 403-5000	13,837,170,968	13,043,549,208	793,621,760	3,305,964	DI LI VA VL
PHP RRG, LIMITED	AZ	12995	(802) 264-2074	25,545,663	18,530,815	7,014,848	0	RG

Company Name Abbreviations:

CO = COMPANY CORP = CORPORATION INS = INSURANCE RRG = RISK RETENTION GROUP

Authorized Lines:

CE = CERTIFICATE OF EXEMPTION (WITH LINES OF AUTHORITY)

CI = CASUALTY CP = CAPTIVE INSURER CW = CASUALTY WITH WORKERS' COMPENSATION DI = DISABILITY DS = DENTAL SERVICE

HC = HEALTH CARE SERVICES ORGANIZATION HS = HOSPITAL SERVICE LC = LIFE CARE PROVIDER LP = LIFE CARE PROVIDER PROVISIONAL PERMIT

LI = LIFE LR = LIFE AND DISABILITY REINSURANCE MG = MORTGAGE GUARANTY MR = MECHANICAL REIMBURSEMENT REINSURANCE MS = MEDICAL SERVICE

MT = MARINE AND TRANSPORTATION OS = OPTOMETRIC SERVICE PD = PREPAID DENTAL PLAN PI = PROPERTY PL = PREPAID LEGAL

RG = DOMESTIC RISK RETENTION GROUP SU = SURETY TI = TITLE UR = UNAFFILIATED CREDIT LIFE AND DISABILITY REINSURANCE VA = VARIABLE ANNUITY

VE = VEHICLE VL = VARIABLE LIFE

Financial information is as of 12/31/2012 unless alternative fiscal year end is indicated.

† Fiscal year financial information due August 1 or November 1, 2013 pursuant to A.R.S. § 20-1083.

‡ Financial information was not required during this period or is not available due to regulatory action or notification of merger or withdrawal.

* DBA (Doing Business As)

INSURERS AUTHORIZED IN ARIZONA AS OF DECEMBER 31, 2012 - (continued)

NAME	DOMICILE	NAIC #	TELEPHONE	ASSETS	LIABILITIES	CAPITAL & SURPLUS	ARIZONA PREMIUMS	AUTHORIZED LINES
PHYSICIANS LIFE INS CO	NE	72125	(402) 633-1000	1,284,977,580	1,169,139,668	115,837,912	8,140,365	DI LI
PHYSICIANS MUTUAL INS CO	NE	80578	(402) 633-1000	1,829,659,460	963,551,729	866,107,731	9,116,912	DI
PHYSICIANS SPECIALTY LTD. RRG	SC	11513	(843) 766-2327	11,753,846	8,026,750	3,727,096	497,098	CI
PIA PROFESSIONAL LIABILITY INS CO, A RRG	MT	14108	(406) 523-3873	1,770,926	277,993	1,492,933	0	CI
PINNACLE RRG, INC.	DC	11858	(202) 471-5944	2,489,273	99,949	2,389,324	0	CI
PIONEER AMERICAN INS CO	TX	67873	(254) 753-0123	34,812,774	30,025,991	4,786,783	39,283	DI LI
PIONEER MUTUAL LIC, A STK SUB OF AMERICAN UNITED MIHC	ND	67911	(800) 437-4692	492,207,698	451,062,951	41,144,747	1,512,714	DI LI
PIONEER SPECIALTY INS CO	MN	40312	(952) 835-5350	47,794,800	27,013,034	20,781,766	0	CW MT PI VE
PLANS' LIABILITY INS CO	OH	26794	(630) 472-7700	85,606,236	34,322,716	51,283,520	0	CI SU
PLATEAU INS CO	TN	97152	(931) 484-8411	26,996,403	14,462,652	12,533,751	0	DI LI
PLATTE RIVER INS CO	NE	18619	(608) 829-4200	122,254,095	84,509,136	37,744,959	1,639,116	CW MT PI SU VE
PLAZA INS CO	MO	30945	(816) 412-1800	46,704,979	21,325,553	25,379,426	1,410,966	CI MT PI SU VE
PMI INS CO.	AZ	10287	(925) 658-7878	91,609,482	44,452,523	47,156,959	0	SUPERVISION
PMI MORTGAGE ASSURANCE CO.	AZ	18732	(925) 658-7878	32,407,686	1,497,989	30,909,697	0	MG
PMI MORTGAGE GUARANTY CO.	AZ	10670	(925) 658-7878	1,727,410	0	1,727,410	0	MG
PMI MORTGAGE INS CO.	AZ	27251	(925) 658-7878	2,327,847,234	4,473,912,963	(2,146,065,729)	7,202,619	REHABILITATION
PMI REINSURANCE CO.	AZ	12917	(800) 288-1970	1,801,949	0	1,801,949	0	MG
PNW INS GROUP, INC.	FY Ending 06/30/2012 AZ	14464	(602) 648-4040	Financial Information Not Available				CP
PODIATRY INS CO OF AMERICA	IL	14460	(615) 371-8776	333,929,937	232,686,207	101,243,730	1,577,196	CI
POLISH NATIONAL ALLIANCE OF THE U.S. OF N.A.	IL	57622	(773) 286-0500	431,443,786	419,424,639	12,019,147	442,656	DI LI
PONDEROSA INDEMNITY, INC.	AZ	14255	(480) 654-2400	Financial Information Not Available				CP
PRÆTORIAN INS CO	PA	37257	(212) 422-1212	1,109,428,693	793,140,655	316,288,038	9,200,155	CW DI MT PI SU VE
PREFERRED CONTRACTORS INS CO, RRG, LLC	MT	12497	(877) 587-1763	54,588,283	44,175,650	10,412,633	482,245	CI
PREFERRED PHYSICIANS MEDICAL RRG, INC.	MO	44083	(913) 262-2332	192,910,354	90,061,649	102,848,705	7,622,421	CI
PREFERRED PROFESSIONAL INS CO	NE	36234	(402) 392-1566	402,712,991	225,497,012	177,215,979	15,516	CW PI VE
PREMIER ACCESS INS CO	CA	60237	(916) 563-6027	31,051,965	14,592,245	16,459,720	1,553,499	DI
PREMIER CHOICE DENTAL, INC.	AZ	95224	(714) 480-3000	902,964	680,000	222,964	1,021,627	PD
PREMIER GROUP INS CO	TN	10800	(615) 278-1225	50,205,207	22,647,164	27,558,042	0	CW
PREMIER LAND TITLE INS CO	CA	50026	(214) 981-5000	15,510,537	7,877,613	7,632,924	0	TI
PREMIER PHYSICIANS INS CO, INC., A RRG	NV	12613	(775) 887-2480	14,386,344	10,606,988	3,779,356	26,267	CI
PRENEED REINSURANCE CO OF AMERICA	AZ	11155	(608) 257-5611	25,146,140	2,000,621	23,145,519	0	LR
PRE-PAID LEGAL CASUALTY, INC.	OK	37869	(580) 436-1234	21,955,669	4,123,321	17,832,348	9,187,002	PL
PRESERVER INS CO	NJ	15586	(212) 655-2000	174,538,688	132,262,354	42,276,334	609,619	CW MT PI SU VE
PRESIDENTIAL LIFE INS CO	NY	68039	(800) 926-7599	3,454,840,557	3,239,315,011	215,525,546	805,698	DI LI
PRIMERICA LIFE INS CO	MA	65919	(470) 564-7955	1,569,720,291	899,286,536	670,433,755	33,515,208	DI LI
PRIMERO INS CO	NV	11855	(800) 925-8185	13,873,703	7,629,090	6,244,612	846,702	CI PI VE

Company Name Abbreviations:

CO = COMPANY CORP = CORPORATION INS = INSURANCE RRG = RISK RETENTION GROUP

Authorized Lines:

CE = CERTIFICATE OF EXEMPTION (WITH LINES OF AUTHORITY)

CI = CASUALTY CP = CAPTIVE INSURER CW = CASUALTY WITH WORKERS' COMPENSATION DI = DISABILITY DS = DENTAL SERVICE

HC = HEALTH CARE SERVICES ORGANIZATION HS = HOSPITAL SERVICE LC = LIFE CARE PROVIDER LP = LIFE CARE PROVIDER PROVISIONAL PERMIT

LI = LIFE LR = LIFE AND DISABILITY REINSURANCE MG = MORTGAGE GUARANTY MR = MECHANICAL REIMBURSEMENT REINSURANCE MS = MEDICAL SERVICE

MT = MARINE AND TRANSPORTATION OS = OPTOMETRIC SERVICE PD = PREPAID DENTAL PLAN PI = PROPERTY PL = PREPAID LEGAL

RG = DOMESTIC RISK RETENTION GROUP SU = SURETY TI = TITLE UR = UNAFFILIATED CREDIT LIFE AND DISABILITY REINSURANCE VA = VARIABLE ANNUITY

VE = VEHICLE VL = VARIABLE LIFE

Financial information is as of 12/31/2012 unless alternative fiscal year end is indicated.

† Fiscal year financial information due August 1 or November 1, 2013 pursuant to A.R.S. § 20-1083.

‡ Financial information was not required during this period or is not available due to regulatory action or notification of merger or withdrawal.

* DBA (Doing Business As)

INSURERS AUTHORIZED IN ARIZONA AS OF DECEMBER 31, 2012 - (continued)

NAME	DOMICILE	NAIC #	TELEPHONE	ASSETS	LIABILITIES	CAPITAL & SURPLUS	ARIZONA PREMIUMS	AUTHORIZED LINES
PRINCETON INS CO	NJ	42226	(609) 452-9404	585,537,215	172,891,531	412,645,684	0	CW DI MT PI
PRINCIPAL LIFE INS CO	IA	61271	(515) 247-5111	130,020,070,246	126,075,763,518	3,944,306,728	75,080,759	DI LI VA VL
PRINCIPAL NATIONAL LIFE INS CO	IA	71161	(515) 247-5111	84,920,031	14,147,891	70,772,141	7,046,741	DI LI VA VL
PRIVILEGE UNDERWRITERS RECIPROCAL EXCHANGE	FL	12873	(914) 328-7388	132,121,231	78,933,311	53,187,920	378,861	CI MT PI VE
PROAIR RRG, INC.	NV	13179	(202) 471-5944	635,855	134,391	501,464	0	CI
PROASSURANCE INDEMNITY CO, INC.	AL	33391	(205) 877-4400	1,861,949,917	1,089,485,213	772,464,704	997,611	CI
PROBUILDERS SPECIALTY INS CO, RRG	DC	11671	(770) 257-1777	50,131,409	35,865,806	14,265,603	0	CI
PROCENTURY INS CO	TX	21903	(614) 895-2000	194,916,024	157,612,455	37,303,569	1,664,511	CW MT PI SU VE
PRODUCERS AGRICULTURE INS CO	TX	34312	(806) 372-6785	271,052,698	211,970,495	59,082,203	7,290,426	PI
PROFESSIONAL INS CO	TX	68047	(781) 446-1523	108,575,994	79,954,627	28,621,367	411,857	DI LI
PROFESSIONAL LIABILITY INS CO OF AMERICA	NY	12513	(314) 727-3100	Financial Information Not Available ‡				REHABILITATION
PROFESSIONAL SECURITY INS CO	AZ	11811	(404) 842-5600	18,176,959	1,136,938	17,040,021	0	CI
PROFESSIONAL SOLUTIONS INS CO	IA	11127	(515) 313-4527	18,353,777	9,034,527	9,319,250	295,277	CI PI
PROFESSIONALS ADVOCATE INS CO	MD	29017	(410) 785-0050	120,032,520	33,419,236	86,613,285	0	CI PI SU
PROFESSIONALS DIRECT INS CO	MI	25585	(616) 456-8899	21,081,715	14,436	21,067,279	74,841	CI
PROFESSIONALS RRG, INC.	MT	13067	(406) 282-0170	3,148,713	1,973,342	1,175,372	3,219,428	CI
PROGRAMMED LIFE INS CO	AZ	64866	(303) 790-2090	161,755	6,919	154,835	0	LR
PROGRESSIVE ADVANCED INS CO	OH	11851	(440) 461-5000	296,875,460	179,454,676	117,420,784	198,457,207	CI MT PI VE
PROGRESSIVE CASUALTY INS CO	OH	24260	(440) 461-5000	5,332,134,450	3,883,660,271	1,448,474,179	21,990,459	CI MT PI SU VE
PROGRESSIVE CLASSIC INS CO	WI	42994	(440) 461-5000	309,875,640	223,018,178	86,857,462	35,718	CI MT PI SU VE
PROGRESSIVE COMMERCIAL CASUALTY CO	OH	12879	(440) 461-5000	9,210,793	60,781	9,150,012	0	CI MT VE
PROGRESSIVE MAX INS CO	OH	24279	(440) 461-5000	338,862,063	230,720,675	108,141,388	0	CI MT PI VE
PROGRESSIVE NORTHERN INS CO	WI	38628	(440) 461-5000	1,245,651,184	898,139,227	347,511,957	0	CI MT PI SU VE
PROGRESSIVE NORTHWESTERN INS CO	OH	42919	(440) 461-5000	1,207,215,853	859,885,629	347,330,224	2,699,915	CI MT PI VE
PROGRESSIVE PALOVERDE INS CO	IN	44695	(440) 461-5000	101,236,441	68,467,240	32,769,201	1,001,384	CI MT VE
PROGRESSIVE PREFERRED INS CO	OH	37834	(440) 461-5000	620,710,187	446,409,968	174,300,219	136,029,101	CI MT PI SU VE
PROGRESSIVE SPECIALTY INS CO	OH	32786	(440) 461-5000	994,299,409	526,978,216	467,321,193	0	CI MT PI SU VE
PROGRESSIVE WEST INS CO	OH	27804	(440) 461-5000	136,023,974	104,067,920	31,956,054	0	CI MT PI SU VE
PROPERTY AND CASUALTY INS CO OF HARTFORD	IN	34690	(860) 547-5000	221,453,648	117,201,037	104,252,611	25,566,078	CW DI MT PI SU VE
PROSELECT NATIONAL INS CO, INC.	AZ	20400	(617) 330-1755	15,758,163	3,287,929	12,470,234	0	CI MT PI VE
PROTECTIVE INS CO	IN	12416	(317) 636-9800	680,093,297	342,606,697	337,486,600	2,057,262	CW DI MT PI SU VE
PROTECTIVE LIFE AND ANNUITY INS CO	AL	88536	(205) 879-9230	2,133,905,047	1,927,555,853	206,349,194	349,872	DI LI
PROTECTIVE LIFE INS CO	TN	68136	(205) 879-9230	36,355,340,886	33,371,461,031	2,983,879,855	102,330,410	DI LI VA VL
PROVIDENCE ASSURANCE, INC.	AZ	14339	(602) 337-6302	Financial Information Not Available				CP
PROVIDENCE WASHINGTON INS CO	RI	24295	(401) 453-7000	97,616,576	56,731,371	40,885,205	0	CW MT PI SU VE
PROVIDENT AMERICAN INS CO	TX	68179	(214) 696-9091	19,788,384	12,693,209	7,095,174	18,573	DI LI

Company Name Abbreviations:

CO = COMPANY CORP = CORPORATION INS = INSURANCE RRG = RISK RETENTION GROUP

Authorized Lines:

CE = CERTIFICATE OF EXEMPTION (WITH LINES OF AUTHORITY)

CI = CASUALTY CP = CAPTIVE INSURER CW = CASUALTY WITH WORKERS' COMPENSATION DI = DISABILITY DS = DENTAL SERVICE

HC = HEALTH CARE SERVICES ORGANIZATION HS = HOSPITAL SERVICE LC = LIFE CARE PROVIDER LP = LIFE CARE PROVIDER PROVISIONAL PERMIT

LI = LIFE LR = LIFE AND DISABILITY REINSURANCE MG = MORTGAGE GUARANTY MR = MECHANICAL REIMBURSEMENT REINSURANCE MS = MEDICAL SERVICE

MT = MARINE AND TRANSPORTATION OS = OPTOMETRIC SERVICE PD = PREPAID DENTAL PLAN PI = PROPERTY PL = PREPAID LEGAL

RG = DOMESTIC RISK RETENTION GROUP SU = SURETY TI = TITLE UR = UNAFFILIATED CREDIT LIFE AND DISABILITY REINSURANCE VA = VARIABLE ANNUITY

VE = VEHICLE VL = VARIABLE LIFE

Financial information is as of 12/31/2012 unless alternative fiscal year end is indicated.

† Fiscal year financial information due August 1 or November 1, 2013 pursuant to A.R.S. § 20-1083.

‡ Financial information was not required during this period or is not available due to regulatory action or notification of merger or withdrawal.

* DBA (Doing Business As)

INSURERS AUTHORIZED IN ARIZONA AS OF DECEMBER 31, 2012 - (continued)

NAME	DOMICILE	NAIC #	TELEPHONE	ASSETS	LIABILITIES	CAPITAL & SURPLUS	ARIZONA PREMIUMS	AUTHORIZED LINES
PROVIDENT AMERICAN LIFE & HEALTH INS CO	OH	67903	(512) 451-2224	23,621,177	3,283,719	20,337,458	27,857	DI LI
PROVIDENT LIFE AND ACCIDENT INS CO	TN	68195	(423) 294-1011	8,452,041,066	7,809,284,060	642,757,005	22,017,388	DI LI
PRUCO LIFE INS CO	AZ	79227	(732) 482-4706	81,001,994,356	78,791,416,323	2,210,578,033	410,997,451	DI LI VA VL
PRUCO REINSURANCE, LTD.	AZ	14294	(602) 648-4040	Financial Information Not Available				CP
PRUDENTIAL ANNUITIES LIFE ASSURANCE CORP	CT	86630	(732) 482-4706	49,555,904,172	49,108,214,011	447,690,161	17,776,010	DI LI VA VL
PRUDENTIAL ARIZONA REINSURANCE CAPTIVE CO	AZ	14299	(602) 648-4040	Financial Information Not Available				CP
PRUDENTIAL ARIZONA REINSURANCE III CO	AZ	14297	(602) 648-4040	Financial Information Not Available				CP
PRUDENTIAL ARIZONA REINSURANCE TERM CO	AZ	14300	(602) 648-4040	Financial Information Not Available				CP
PRUDENTIAL ARIZONA REINSURANCE UNIVERSAL CO	AZ	14298	(602) 648-4040	Financial Information Not Available				CP
PRUDENTIAL INS CO OF AMERICA, THE	NJ	68241	(732) 482-4706	285,087,048,709	276,388,166,983	8,698,881,726	864,225,291	DI LI VA VL
PRUDENTIAL RETIREMENT INS AND ANNUITY CO	CT	93629	(732) 482-4706	69,265,265,484	68,193,245,509	1,072,019,975	207,589	DI LI VA VL
PUBLIC SERVICE INS CO	IL	15059	(212) 591-9500	526,482,668	346,628,879	179,853,789	30,778	CW MT PI SU VE
PUBLIC SERVICE MUTUAL INS CO	IL	15059	Name changed 10/1/12, now known as PUBLIC SERVICE INS CO					
PUEBLO NORTE SENIOR LIVING COMMUNITY **	MD	---	(480) 948-3990	8,861,287	5,255,979	3,605,308	0	LC
PURITAN LIFE INS CO OF AMERICA	AZ	71390	(800) 513-3243	14,133,366	6,807,918	7,325,449	245,231	DI LI
PUTNAM REINSURANCE CO	NY	35157	Name changed 1/15/12, now known as FAIR AMERICAN INS AND REINSURANCE CO					
PXRE REINSURANCE CO	CT	29807	(908) 906-8100	106,967,653	73,305,067	33,662,584	0	CI DI MT PI SU VE
PYRAMID LIFE INS CO, THE	KS	68284	(407) 995-8000	307,373,543	120,360,614	187,012,929	5,107,890	DI LI
QBE INS CORP	PA	39217	(212) 422-1212	2,188,101,716	1,385,703,329	802,398,387	19,642,117	CW DI MT PI SU VE
QBE REINSURANCE CORP	PA	10219	(212) 422-1212	1,545,611,956	602,480,863	943,131,093	0	CI DI MT PI SU VE
QCS INS CO	AZ	---	(480) 563-2315	Financial Information Not Available				CP
QUANTA INDEMNITY CO	CO	23752	(212) 373-1800	75,716,148	43,010,204	32,705,944	13,044	CW MT PI SU VE
R&Q REINSURANCE CO	PA	22705	(857) 300-4127	195,143,783	175,337,699	19,806,084	0	CW DI MT PI SU VE
R.V.I. NATIONAL INS CO	CT	23132	(203) 975-2100	14,945,384	74,897	14,870,487	0	DI MT SU
RADIAN ASSET ASSURANCE INC.	NY	36250	(212) 983-3100	1,676,047,514	531,935,507	1,144,112,008	0	CI SU
RADIAN GUARANTY INC.	PA	33790	(800) 523-1988	3,872,046,445	2,945,906,068	926,140,377	27,024,199	MG
RADIAN MORTGAGE ASSURANCE INC.	PA	30872	(215) 564-6600	18,591,464	113,881	18,477,583	0	MG
RADIAN MORTGAGE INS INC.	PA	33944	(215) 231-1000	134,386,000	52,611,214	81,774,786	0	MG
RAINIER INS CO	AZ	43915	(206) 763-1135	26,081,279	5,887,758	20,193,521	5,870	CW MT PI SU VE
RAMPART INS CO	NY	38512	(212) 480-0570	42,695,649	28,535,158	14,160,491	0	CW PI SU VE
RANCHERS AND FARMERS INS CO	TX	11853	(409) 924-8200	7,178,056	2,643,156	4,534,900	11,645	CI MT PI
REAL ADVANTAGE TITLE INS CO	OH	50440	(714) 558-2836	1,614,189	13,999	1,600,190	0	TI
REASSURE AMERICA LIFE INS CO	IN	70211	(877) 794-7773	Financial Information Not Available ‡				DI LI VA VL
RED ROCK RRG, INC.	AZ	13736	(602) 427-3208	12,809,523	8,984,435	3,825,088	1,481,300	RG
RED SHIELD INS CO	WA	41580	(503) 226-4146	38,747,440	18,971,671	19,775,769	0	CI MT PI
REDWOOD FIRE AND CASUALTY INS CO	NE	11673	(402) 393-7255	761,727,566	335,773,224	425,954,342	1,528,830	CW DI MT PI SU VE

Company Name Abbreviations:

CO = COMPANY CORP = CORPORATION INS = INSURANCE RRG = RISK RETENTION GROUP

Authorized Lines:

CE = CERTIFICATE OF EXEMPTION (WITH LINES OF AUTHORITY)
 CI = CASUALTY CP = CAPTIVE INSURER CW = CASUALTY WITH WORKERS' COMPENSATION DI = DISABILITY DS = DENTAL SERVICE
 HC = HEALTH CARE SERVICES ORGANIZATION HS = HOSPITAL SERVICE LC = LIFE CARE PROVIDER LP = LIFE CARE PROVIDER PROVISIONAL PERMIT
 LI = LIFE LR = LIFE AND DISABILITY REINSURANCE MG = MORTGAGE GUARANTY MR = MECHANICAL REIMBURSEMENT REINSURANCE MS = MEDICAL SERVICE
 MT = MARINE AND TRANSPORTATION OS = OPTOMETRIC SERVICE PD = PREPAID DENTAL PLAN PI = PROPERTY PL = PREPAID LEGAL
 RG = DOMESTIC RISK RETENTION GROUP SU = SURETY TI = TITLE UR = UNAFFILIATED CREDIT LIFE AND DISABILITY REINSURANCE VA = VARIABLE ANNUITY
 VE = VEHICLE VL = VARIABLE LIFE

Financial information is as of 12/31/2012 unless alternative fiscal year end is indicated.

‡ Fiscal year financial information due August 1 or November 1, 2013 pursuant to A.R.S. § 20-1083.

‡ Financial information was not required during this period or is not available due to regulatory action or notification of merger or withdrawal.

* DBA (Doing Business As)

INSURERS AUTHORIZED IN ARIZONA AS OF DECEMBER 31, 2012 - (continued)

NAME	DOMICILE	NAIC #	TELEPHONE	ASSETS	LIABILITIES	CAPITAL & SURPLUS	ARIZONA PREMIUMS	AUTHORIZED LINES	
REGENT INS CO	WI	24449	(608) 837-4440	161,648,535	123,517,970	38,130,566	213,913	CW DI MT PI SU VE	
REGIONS LIFE INS CO	AZ	85413	(602) 254-5866	25,168,573	171,076	24,997,496	0	LR	
RELIABLE LIFE INS CO, THE	MO	68357	(314) 819-4300	20,908,743	8,020,160	12,888,583	11,208	DI LI	
RELIANCE STANDARD LIFE INS CO	IL	68381	(800) 351-7500	5,186,942,148	4,625,408,600	561,533,548	28,379,252	DI LI	
RELIASTAR LIFE INS CO	MN	67105	(770) 980-5100	21,526,134,646	19,241,487,449	2,284,647,197	42,610,828	DI LI VA VL	
RELIASTAR LIFE INS CO OF NEW YORK	NY	61360	(770) 980-5100	3,232,374,805	2,891,756,805	340,618,000	815,485	DI LI	
RENAISSANCE LIFE & HEALTH INS CO OF AMERICA	IN	61700	(800) 745-7509	53,323,883	15,254,798	38,069,085	794,216	DI LI	
REPUBLIC CREDIT INDEMNITY CO	IL	33715	(312) 346-8100	63,163,358	50,836,559	12,326,799	0	CW MT PI VE	
REPUBLIC INDEMNITY CO OF AMERICA	CA	22179	(818) 990-9860	858,544,853	578,700,012	279,844,841	2,531,413	CW MT PI SU VE	
REPUBLIC INDEMNITY CO OF CALIFORNIA	CA	43753	(818) 990-9860	42,068,950	18,468,455	23,600,495	2,781,208	CW	
REPUBLIC MORTGAGE INS CO	NC	28452	(336) 661-0015	1,755,650,549	1,642,107,828	113,542,721	6,140,107	SUPERVISION	
REPUBLIC MORTGAGE INS CO OF FLORIDA	FL	32174	(336) 661-0015	36,471,442	27,722,012	8,749,430	0	MG	
REPUBLIC MORTGAGE INS CO OF NORTH CAROLINA	NC	31275	(800) 999-7642	381,165,058	366,495,315	14,669,743	0	SUPERVISION	
REPUBLIC UNDERWRITERS INS CO	TX	24538	(972) 788-6000	658,144,357	429,695,517	228,448,840	79,768	CW DI MT PI SU VE	
REPUBLIC-VANGUARD INS CO	AZ	40479	(972) 788-6000	24,644,024	493,803	24,150,221	0	CW DI MT PI SU VE	
REPWEST INS CO	AZ	31089	(602) 263-6755	243,987,736	149,703,657	94,284,079	1,117,681	CW DI MT PI SU VE	
RESERVE CAPITAL LIFE INS CO	AZ	97446	(501) 224-2400	Financial Information Not Available †				UR	
RESERVE NATIONAL INS CO	OK	68462	(405) 848-7931	115,973,015	57,567,290	58,405,725	3,306,835	DI LI	
RESIDENTIAL INS CO.	AZ	10741	(925) 658-7878	1,628,105	115,135	1,512,970	0	MG	
RESOURCE LIFE INS CO	IL	61506	(312) 356-2563	28,978,631	15,924,560	13,054,071	(81)	DI LI	
RESPONSE INS CO	IL	43044	(312) 661-4700	26,682,897	4,677,777	22,005,120	(5,627)	CI VE	
RESPONSE WORLDWIDE INS CO	IL	26050	(312) 661-4700	11,827,035	3,010,178	8,816,857	(5,397)	CI VE	
RESTORATION RRG, INC.	VT	12209	(802) 223-2200	50,466,143	31,853,356	18,612,787	251,928	CI	
RG REINSURANCE CO	MO	93572	(636) 736-7000	22,835,086,454	21,190,497,058	1,644,589,397	0	DI LI	
RISK RESOURCES,LTD.	FY Ending 05/31/2012	AZ	14363	(602) 337-6302	Financial Information Not Available				CP
RIVERPORT INS CO	MN	36684	(612) 766-3000	124,172,605	86,288,158	37,884,446	1,273,356	CW DI MT PI SU VE	
RIVERSIDE CAPTIVE INS CO	FY Ending 08/31/2012	AZ	14364	(602) 427-3200	Financial Information Not Available				CP
RIVERSOURCE LIFE INS CO	MN	65005	(612) 671-3131	96,669,081,788	93,556,460,668	3,112,621,120	83,042,530	DI LI VA VL	
RLI INDEMNITY CO	IL	28860	(309) 692-1000	43,188,713	944,419	42,244,294	102,946	CI MT PI SU VE	
RLI INS CO	IL	13056	(309) 692-1000	1,423,901,416	739,829,235	684,072,181	7,819,260	CW DI MT PI SU VE	
ROCHDALE INS CO	NY	12491	(212) 220-7120	191,543,962	142,379,166	49,164,796	0	SUSPENDED	
ROCHE SURETY AND CASUALTY CO, INC.	FL	42706	(813) 623-5042	19,848,898	12,131,892	7,717,006	7,823	SU	
ROCKFORD LIFE INS CO	AZ	60008	(480) 429-5000	4,008,679	549,545	3,459,134	0	LR	
ROCKHILL INS CO	AZ	28053	(816) 412-1800	131,693,830	32,621,947	99,071,883	1,615,298	CI DI MT PI SU VE	
ROCKWOOD CASUALTY INS CO	PA	35505	(814) 926-4661	231,130,760	160,595,859	70,534,901	0	CW MT PI SU	
ROYAL ASSURANCE, INC.	AZ	14286	(602) 427-3200	Financial Information Not Available				CP	

Company Name Abbreviations:

CO = COMPANY CORP = CORPORATION INS = INSURANCE RRG = RISK RETENTION GROUP

Authorized Lines:

CE = CERTIFICATE OF EXEMPTION (WITH LINES OF AUTHORITY)

CI = CASUALTY CP = CAPTIVE INSURER CW = CASUALTY WITH WORKERS' COMPENSATION DI = DISABILITY DS = DENTAL SERVICE

HC = HEALTH CARE SERVICES ORGANIZATION HS = HOSPITAL SERVICE LC = LIFE CARE PROVIDER LP = LIFE CARE PROVIDER PROVISIONAL PERMIT

LI = LIFE LR = LIFE AND DISABILITY REINSURANCE MG = MORTGAGE GUARANTY MR = MECHANICAL REIMBURSEMENT REINSURANCE MS = MEDICAL SERVICE

MT = MARINE AND TRANSPORTATION OS = OPTOMETRIC SERVICE PD = PREPAID DENTAL PLAN PI = PROPERTY PL = PREPAID LEGAL

RG = DOMESTIC RISK RETENTION GROUP TI = TITLE UR = UNAFFILIATED CREDIT LIFE AND DISABILITY REINSURANCE VA = VARIABLE ANNUITY

VE = VEHICLE VL = VARIABLE LIFE

Financial information is as of 12/31/2012 unless alternative fiscal year end is indicated.

† Fiscal year financial information due August 1 or November 1, 2013 pursuant to A.R.S. § 20-1083.

‡ Financial information was not required during this period or is not available due to regulatory action or notification of merger or withdrawal.

* DBA (Doing Business As)

INSURERS AUTHORIZED IN ARIZONA AS OF DECEMBER 31, 2012 - (continued)

NAME	DOMICILE	NAIC #	TELEPHONE	ASSETS	LIABILITIES	CAPITAL & SURPLUS	ARIZONA PREMIUMS	AUTHORIZED LINES
ROYAL NEIGHBORS OF AMERICA	IL	57657	(309) 788-4561	831,334,324	624,927,407	206,406,917	4,200,244	DI LI
ROYAL OAKS **	FY Ending 02/28/2012 AZ	95249	(623) 933-2807	107,454,135	70,857,722	36,596,413	0	LC
RPX RRG, INC.	HI	14135	(808) 540-4305	4,267,179	401,821	3,865,358	0	CI
RSUI INDEMNITY CO	NH	22314	(404) 504-6100	3,013,445,017	1,717,435,600	1,296,009,417	4,533,611	CI MT PI
RURAL COMMUNITY INS CO	MN	39039	(763) 427-0290	5,421,077,494	4,840,761,029	580,316,465	1,957,980	CI PI
S.USA LIFE INS CO, INC.	AZ	60183	(212) 356-0300	13,270,604	5,174,251	8,096,353	23,505	DI LI
SAFE AUTO INS CO	OH	25405	(614) 231-0200	369,998,002	250,560,148	119,437,854	11,230,293	VE
SAFECO INS CO OF AMERICA	NH	24740	(617) 357-9500	4,029,806,477	3,084,756,281	945,050,196	98,085,342	CW DI MT PI SU VE
SAFECO INS CO OF ILLINOIS	IL	39012	(617) 357-9500	644,307,837	480,723,907	163,583,930	1,009,705	CI MT PI SU VE
SAFECO INS CO OF INDIANA	IN	11215	(617) 357-9500	39,947,467	25,581,854	14,365,613	0	CI MT PI VE
SAFECO NATIONAL INS CO	NH	24759	(617) 357-9500	72,707,694	3,472,422	69,235,272	0	CI MT VE
SAFEHEALTH LIFE INS CO	CA	79014	(949) 425-4300	12,271,600	2,159,151	10,112,449	17,456	DI LI
SAFETY FIRST INS CO	IL	11123	(314) 995-5300	17,353,445	3,310,135	14,043,310	118	CW SU
SAFETY NATIONAL CASUALTY CORP	MO	15105	(314) 995-5300	3,544,051,071	2,583,233,765	960,817,306	7,095,282	CW MT PI SU VE
SAFEWAY INS CO	IL	12521	(630) 887-8300	372,945,671	101,607,577	271,338,094	27,646,970	CI
SAFEWAY PROPERTY INS CO	IL	17248	(352) 333-0160	44,450,971	18,723,959	25,727,012	0	CI PI VE
SAGAMORE INS CO	IN	40460	(317) 636-9800	149,019,114	28,856,371	120,162,743	41,901	CW DI MT PI SU VE
SAGEWOOD **	IA	14453	(515) 875-4500	224,929,886	150,824,138	74,105,748	0	LC
SAGICOR LIFE INS CO	TX	60445	(480) 425-5100	1,099,904,338	1,039,816,417	60,087,921	7,193,747	DI LI
SAGUARO NATIONAL CAPTIVE INS CO	AZ	---	(808) 521-0730	Financial Information Not Available				CP
SAMSUNG FIRE & MARINE INS CO., LTD. (U.S. BRANCH)		38300	(212) 329-6314	132,365,222	66,887,883	65,477,339	3,599	CW MT PI SU VE
SAN FRANCISCO REINSURANCE CO	CA	21911	(415) 899-2000	94,290,664	22,177,392	72,113,272	0	CW DI MT PI SU VE
SANTA FE AUTO INS CO	TX	12223	(972) 239-8511	22,893,436	25,209,640	(2,316,204)	2,030,212	VE
SAVINGS BANK LIFE INS CO OF MA., THE	MA	70435	(781) 938-3500	2,406,465,187	2,203,668,453	202,796,734	1,366,328	LI
SBLI RE, LLC	AZ	13133	(602) 648-4040	Financial Information Not Available				CP
SC INS CO	FY Ending 09/30/2012 AZ	14312	(303) 388-5688	Financial Information Not Available				CP
SCAN HEALTH PLAN ARIZONA	AZ	12279	(562) 989-5100	62,706,639	42,250,260	20,456,379	130,187,941	HC
SCF AMERICAN INS CO	AZ	13751	(602) 631-2136	7,122,260	1,325,928	5,796,332	17,450,569	CW
SCF ARIZONA *	AZ	36714	(602) 631-2278	3,729,619,602	2,662,988,965	1,066,630,637	69,642,011	CW
SCF ARIZONA (COPPERPOINT) *	AZ	14216	(602) 631-2136	1,503,105	721	1,502,384	0	CW PI SU VE
SCF CASUALTY INS CO	AZ	13210	(602) 631-2136	6,807,183	1,192,375	5,614,808	11,520,620	CW
SCF GENERAL INS CO	AZ	13043	(602) 631-2136	13,373,884	5,730,249	7,643,635	38,098,379	CW
SCF INDEMNITY INS CO	AZ	13928	(602) 631-2136	7,196,793	1,364,769	5,832,024	8,149,554	CW
SCF NATIONAL INS CO	AZ	13929	(602) 631-2136	6,856,525	1,128,720	5,727,805	9,573,966	CW
SCF PREMIER INS CO	AZ	12741	(602) 631-2050	8,053,996	1,421,463	6,632,533	10,773,527	CW
SCF WESTERN INS CO	AZ	13209	(602) 631-2136	7,232,202	2,407,540	4,824,662	21,542,946	CW

Company Name Abbreviations:

CO = COMPANY CORP = CORPORATION INS = INSURANCE RRG = RISK RETENTION GROUP

Authorized Lines:

CE = CERTIFICATE OF EXEMPTION (WITH LINES OF AUTHORITY)

CI = CASUALTY CP = CAPTIVE INSURER CW = CASUALTY WITH WORKERS' COMPENSATION DI = DISABILITY DS = DENTAL SERVICE
 HC = HEALTH CARE SERVICES ORGANIZATION HS = HOSPITAL SERVICE LC = LIFE CARE PROVIDER LP = LIFE CARE PROVIDER PROVISIONAL PERMIT
 LI = LIFE LR = LIFE AND DISABILITY REINSURANCE MG = MORTGAGE GUARANTY MR = MECHANICAL REIMBURSEMENT REINSURANCE MS = MEDICAL SERVICE
 MT = MARINE AND TRANSPORTATION OS = OPTOMETRIC SERVICE PD = PREPAID DENTAL PLAN PI = PROPERTY PL = PREPAID LEGAL
 RG = DOMESTIC RISK RETENTION GROUP SU = SURETY TI = TITLE UR = UNAFFILIATED CREDIT LIFE AND DISABILITY REINSURANCE VA = VARIABLE ANNUITY
 VE = VEHICLE VL = VARIABLE LIFE

Financial information is as of 12/31/2012 unless alternative fiscal year end is indicated.

† Fiscal year financial information due August 1 or November 1, 2013 pursuant to A.R.S. § 20-1083.

‡ Financial information was not required during this period or is not available due to regulatory action or notification of merger or withdrawal.

* DBA (Doing Business As)

INSURERS AUTHORIZED IN ARIZONA AS OF DECEMBER 31, 2012 - (continued)

NAME	DOMICILE	NAIC #	TELEPHONE	ASSETS	LIABILITIES	CAPITAL & SURPLUS	ARIZONA PREMIUMS	AUTHORIZED LINES
SCOR GLOBAL LIFE AMERICAS REINSURANCE CO	DE	64688	(704) 330-7603	1,388,197,611	1,153,130,961	235,066,650	0	DI LI
SCOR GLOBAL LIFE RE INS CO OF TEXAS	TX	87017	(704) 330-7603	480,298,025	429,574,674	50,723,351	0	DI LI
SCOR REINSURANCE CO	NY	30058	(212) 480-1900	2,247,565,495	1,628,706,539	618,858,956	0	CI MT PI SU VE
SCOTTISH RE (U.S.), INC.	DE	87572	(704) 542-9192	1,556,870,197	1,363,382,001	193,488,196	0	DI LI
SCOTTISH RE LIFE CORP	DE	90670	(704) 542-9192	372,500,652	345,998,274	26,502,378	0	DI LI
SCOTTSDALE INS CO	OH	41297	(480) 365-4000	1,879,518,242	1,209,319,530	670,198,712	10,700,929	CI MT PI VE
SCOTTSDALE SURPLUS LINES INS CO	AZ	10672	(480) 365-4000	18,623,576	2,467,757	16,155,819	844	CI MT PI VE
SCRUBS MUTUAL ASSURANCE CO, A RRG	NV	12988	(702) 804-7460	10,750,258	6,868,514	3,881,744	0	CI
SEABRIGHT INS CO	IL	15563	(206) 269-8500	890,130,924	582,575,496	307,555,428	4,537,391	CW DI MT PI SU VE
SEARS LIFE INS CO	TX	69914	(817) 348-7565	46,756,387	26,127,378	20,629,009	614,232	DI LI
SEATON INS CO	RI	25763	(401) 453-7000	90,696,105	82,450,082	8,246,019	0	CW DI MT PI SU VE
SEAWORTHY INS CO	MD	37923	(703) 823-9550	100,418,083	55,073,368	45,344,715	332,153	MT
SEB TRYGG LIFE (USA) ASSURANCE CO LIMITED	AZ	89071	(602) 648-4040	659,899	295,847	364,052	0	LI VA VL
SECURA INS, A MUTUAL CO	WI	22543	(920) 739-3161	797,435,912	524,130,370	273,305,542	11,516,004	CW MT PI SU VE
SECURA SUPREME INS CO	WI	10239	(920) 739-3161	99,377,427	55,908,976	43,468,451	5,464,441	CW MT PI SU VE
SECURIAN CASUALTY CO	MN	10054	(651) 665-3500	118,804,229	51,164,772	67,639,457	2,818,068	CI MT PI
SECURIAN LIFE INS CO	MN	93742	(651) 665-3500	190,102,930	55,228,547	134,874,383	205,901	DI LI VA VL
SECURITAS FINANCIAL LIFE INS CO	NC	94072	(336) 245-2238	5,560,232	131,744	5,428,488	0	DI LI
SECURITY AMERICA RRG, INC.	VT	11267	(802) 864-5599	4,169,692	1,548,260	2,621,432	58,035	CI
SECURITY BENEFIT LIFE INS CO	KS	68675	(785) 438-3000	15,392,594,076	14,618,627,337	773,966,739	165,730,734	DI LI VA VL
SECURITY LIFE INS CO OF AMERICA	MN	68721	(612) 544-2121	79,072,643	57,461,286	21,611,354	631,559	DI LI
SECURITY LIFE OF DENVER INS CO	CO	68713	(303) 860-1290	16,427,380,563	14,967,507,170	1,459,873,393	19,224,410	DI LI VA VL
SECURITY MUTUAL LIFE INS CO OF NEW YORK	NY	68772	(607) 723-3551	2,624,983,288	2,504,903,382	120,079,906	1,503,352	DI LI
SECURITY NATIONAL INS CO	TX	19879	(214) 360-8000	232,736,748	181,542,370	51,194,378	317,003	CW MT PI SU VE
SECURITY NATIONAL LIFE INS CO	UT	69485	(801) 264-1060	464,302,112	434,473,380	29,828,732	487,835	DI LI
SEECHANG HEALTH INS CO	OH	63541	(763) 582-1266	22,301,472	16,301,472	6,000,000	0	DI LI
SELECT INS CO	TX	22233	(860) 227-3966	69,251,759	193,797	69,057,963	0	CW MT PI SU VE
SELECT MARKETS INS CO	IL	19836	(800) 470-7958	15,333,382	260,355	15,073,026	0	CW MT PI SU VE
SELECTIVE INS CO OF NEW YORK	NY	13730	(973) 948-3000	339,905,932	267,302,920	72,603,012	547,259	CI MT PI SU VE
SENECA INS CO, INC.	NY	10936	(212) 344-3000	443,927,418	286,597,796	157,329,622	1,933,267	CW MT PI SU VE
SENECA SPECIALTY INS CO	AZ	10729	(212) 344-3000	46,176,005	0	46,176,005	16,143	CI MT PI SU VE
SENIOR AMERICAN LIFE INS CO	PA	76759	(215) 918-0515	20,073,349	20,057,943	15,406	520,635	SUSPENDED
SENIOR HEALTH INS CO OF PENNSYLVANIA	PA	76325	(317) 566-7500	3,080,745,346	2,975,278,318	105,467,028	3,584,838	DI LI
SENIOR LIFE INS CO	GA	78662	(229) 228-6936	43,775,491	34,604,002	9,171,489	45,247	DI LI
SENTINEL AMERICAN LIFE INS CO	TX	77119	(212) 598-8829	33,321,384	28,938,349	4,383,034	0	DI LI
SENTINEL INS CO, LTD.	CT	11000	(860) 547-5000	201,618,882	70,374,461	131,244,420	24,833,901	CW MT PI SU VE

Company Name Abbreviations:

CO = COMPANY CORP = CORPORATION INS = INSURANCE RRG = RISK RETENTION GROUP

Authorized Lines:

CE = CERTIFICATE OF EXEMPTION (WITH LINES OF AUTHORITY)
 CI = CASUALTY CP = CAPTIVE INSURER CW = CASUALTY WITH WORKERS' COMPENSATION DI = DISABILITY DS = DENTAL SERVICE
 HC = HEALTH CARE SERVICES ORGANIZATION HS = HOSPITAL SERVICE LC = LIFE CARE PROVIDER LP = LIFE CARE PROVIDER PROVISIONAL PERMIT
 LI = LIFE LR = LIFE AND DISABILITY REINSURANCE MG = MORTGAGE GUARANTY MR = MECHANICAL REIMBURSEMENT REINSURANCE MS = MEDICAL SERVICE
 MT = MARINE AND TRANSPORTATION OS = OPTOMETRIC SERVICE PD = PREPAID DENTAL PLAN PI = PROPERTY PL = PREPAID LEGAL
 RG = DOMESTIC RISK RETENTION GROUP SU = SURETY TI = TITLE UR = UNAFFILIATED CREDIT LIFE AND DISABILITY REINSURANCE VA = VARIABLE ANNUITY
 VE = VEHICLE VL = VARIABLE LIFE

Financial information is as of 12/31/2012 unless alternative fiscal year end is indicated.

† Fiscal year financial information due August 1 or November 1, 2013 pursuant to A.R.S. § 20-1083.

‡ Financial information was not required during this period or is not available due to regulatory action or notification of merger or withdrawal.

* DBA (Doing Business As)

INSURERS AUTHORIZED IN ARIZONA AS OF DECEMBER 31, 2012 - (continued)

NAME	DOMICILE	NAIC #	TELEPHONE	ASSETS	LIABILITIES	CAPITAL & SURPLUS	ARIZONA PREMIUMS	AUTHORIZED LINES
SENTINEL SECURITY LIFE INS CO	UT	68802	(801) 484-8514	384,936,905	365,252,959	19,683,946	10,179,056	DI LI
SENTRUITY CASUALTY CO	TX	12870	(713) 580-3100	72,186,897	38,277,617	33,909,280	(16)	CI MT SU
SENTRY CASUALTY CO	WI	28460	(715) 346-6000	212,375,723	137,472,744	74,902,979	1,018,698	CW DI MT PI SU VE
SENTRY INS A MUTUAL CO	WI	24988	(715) 346-6000	6,248,130,004	2,610,975,480	3,637,154,525	10,878,486	CW DI MT PI SU VE
SENTRY LIFE INS CO	WI	68810	(715) 346-6000	4,364,894,534	4,095,064,586	269,829,948	6,913,918	DI LI VA VL
SENTRY SELECT INS CO	WI	21180	(715) 346-6000	620,790,668	399,336,850	221,453,818	2,885,906	CW DI MT PI SU VE
SEQUOIA INDEMNITY CO	NV	12338	(831) 657-4528	18,317,322	9,023,012	9,294,310	572,184	CW MT PI SU VE
SEQUOIA INS CO	CA	22985	(831) 333-9880	233,646,999	159,956,270	73,690,729	2,610,458	CW MT PI SU VE
SERVICE INS CO	FL	36560	(800) 780-8423	37,219,139	16,830,439	20,388,700	6,569	CW MT PI SU VE
SERVICE LIFE AND CASUALTY INS CO	TX	77151	(512) 343-0600	52,296,020	21,582,369	30,713,651	(231)	DI LI
SETTLERS LIFE INS CO	WI	97241	(608) 257-5611	378,289,825	328,733,863	49,555,962	94,362	DI LI
SFM MUTUAL INS CO	MN	11347	(952) 838-4200	442,191,133	350,399,659	91,791,474	26,348	CW
SHENANDOAH LIFE INS CO	VA	68845	(540) 985-4400	1,379,868,229	1,292,696,254	87,171,975	262,495	SUSPENDED
SIERRA HEALTH AND LIFE INS CO, INC.	CA	71420	(702) 242-7732	133,635,833	68,112,428	65,523,406	(40,718)	DI LI
SIERRA WINDS **	FY Ending 10/31/2012 AZ	96032	(623) 972-0212	30,417,734	48,019,253	(17,601,519)	0	LC
SIGHTCARE, INC.	AZ	47012	(480) 961-1865	1,395,076	682,067	713,009	8,625,094	OS
SIGNIFICA INS GROUP, INC.	PA	67636	(570) 200-4440	11,546,121	103,684	11,442,437	0	DI LI
SILVERSCRIPT INS CO	TN	12575	(615) 743-6616	775,857,263	489,849,644	286,007,619	4,862,085	DI
SIRIUS AMERICA INS CO	NY	38776	(212) 312-2500	1,669,723,737	1,141,385,978	528,337,759	0	CW DI MT PI SU VE
SLOVENE NATIONAL BENEFIT SOCIETY	PA	57673	(412) 695-1100	194,430,126	188,747,377	5,682,749	0	DI LI
SMART INS CO	AZ	80055	(440) 359-8663	17,167,673	5,400,166	11,767,507	0	DI LI
SOCIAL SERVICES PROVIDERS CAPTIVE INS CO	AZ	14674	(602) 427-3200	Financial Information Not Available				CP
SOMERSET LIFE INS CO	AZ	63169	(201) 666-5156	11,569,339	5,642,695	5,926,644	0	LR
SOMPO JAPAN INS CO OF AMERICA	NY	11126	(704) 759-2200	911,015,860	416,848,311	494,167,550	1,313,199	CW MT PI SU VE
SONS OF NORWAY	MN	57142	(612) 827-3611	337,042,305	329,165,840	7,876,465	221,111	DI LI
SOUTH STATES INS CO, INC.	AZ	14350	(602) 648-4040	Financial Information Not Available				CP
SOUTHEASTERN LEGACY INS CO	AZ	72257	(602) 254-5866	Financial Information Not Available				CP
SOUTHERN INS CO	TX	19216	(972) 788-6000	51,367,635	21,117,156	30,250,479	1,111,555	CW DI MT PI SU VE
SOUTHLAND NATIONAL INS CORP	AL	79057	(205) 345-7410	176,557,658	166,865,821	9,691,837	468,943	DI LI
SOUTHWEST EQUITY LIFE INS CO	AZ	98426	(319) 355-8511	7,106,907	1,584,683	5,522,224	0	LR
SOUTHWEST GENERAL INS CO	NM	27499	(505) 722-6621	3,064,823	1,315,165	1,749,658	655,144	VE
SOUTHWEST MARINE AND GENERAL INS CO	AZ	12294	(973) 532-1969	85,632,054	46,401,653	39,230,401	18,470	CW MT PI SU
SPARTA INS CO	CT	20613	(860) 275-6500	535,398,235	281,130,247	254,267,988	5,352,048	CW DI MT PI SU VE
SPECTRUM LIFE INS CO	AZ	89931	(602) 254-5866	Financial Information Not Available †				UR
SPIRIT COMMERCIAL AUTO RRG, INC.	NV	14207	(702) 678-6868	7,054,427	5,408,508	1,645,919	35,597	CI
SPIRIT MOUNTAIN INS CO RRG, INC.	DC	10754	(202) 471-5944	5,697,184	2,812,309	2,884,875	59,914	CI

Company Name Abbreviations:

CO = COMPANY CORP = CORPORATION INS = INSURANCE RRG = RISK RETENTION GROUP

Authorized Lines:

CE = CERTIFICATE OF EXEMPTION (WITH LINES OF AUTHORITY)

CI = CASUALTY CP = CAPTIVE INSURER CW = CASUALTY WITH WORKERS' COMPENSATION DI = DISABILITY DS = DENTAL SERVICE

HC = HEALTH CARE SERVICES ORGANIZATION HS = HOSPITAL SERVICE LC = LIFE CARE PROVIDER LP = LIFE CARE PROVIDER PROVISIONAL PERMIT

LI = LIFE LR = LIFE AND DISABILITY REINSURANCE MG = MORTGAGE GUARANTY MR = MECHANICAL REIMBURSEMENT REINSURANCE MS = MEDICAL SERVICE

MT = MARINE AND TRANSPORTATION OS = OPTOMETRIC SERVICE PD = PREPAID DENTAL PLAN PI = PROPERTY PL = PREPAID LEGAL

RG = DOMESTIC RISK RETENTION GROUP SU = SURETY TI = TITLE UR = UNAFFILIATED CREDIT LIFE AND DISABILITY REINSURANCE VA = VARIABLE ANNUITY

VE = VEHICLE VL = VARIABLE LIFE

Financial information is as of 12/31/2012 unless alternative fiscal year end is indicated.

† Fiscal year financial information due August 1 or November 1, 2013 pursuant to A.R.S. § 20-1083.

‡ Financial information was not required during this period or is not available due to regulatory action or notification of merger or withdrawal.

* DBA (Doing Business As)

INSURERS AUTHORIZED IN ARIZONA AS OF DECEMBER 31, 2012 - (continued)

NAME	DOMICILE	NAIC #	TELEPHONE	ASSETS	LIABILITIES	CAPITAL & SURPLUS	ARIZONA PREMIUMS	AUTHORIZED LINES
SPLENDIDO AT RANCHO VISTOSO **	AZ	14308	(847) 492-7500	79,591,000	84,999,000	(5,408,000)	0	LC
SPRINGFIELD INS CO	CA	36790	(626) 915-1951	95,791,378	61,335,691	34,455,687	1,159,202	CW
SRP CAPTIVE RISK SOLUTIONS, LIMITED	FY Ending 04/30/2012 AZ	14309	(480) 682-4985	Financial Information Not Available				CP
ST. CHARLES INS CO RRG	SC	11114	(843) 766-2327	11,250,427	4,340,564	6,909,863	510	CI
ST. PAUL FIRE AND MARINE INS CO	CT	24767	(860) 277-0111	18,761,764,152	12,761,100,471	6,000,663,680	7,350,115	CW DI MT PI SU VE
ST. PAUL GUARDIAN INS CO	CT	24775	(860) 277-0111	76,411,867	50,978,295	25,433,572	77,118	CW DI MT PI SU VE
ST. PAUL MEDICAL LIABILITY INS CO	CT	41750	Name changed 12/1/12, now known as TRAVELERS CONSTITUTION STATE INS CO					
ST. PAUL MERCURY INS CO	CT	24791	(860) 277-0111	353,863,098	224,841,268	129,021,830	1,589,025	CW DI MT PI SU VE
ST. PAUL PROTECTIVE INS CO	IL	19224	(651) 310-7911	506,799,820	282,596,621	224,203,198	15,886	CW DI MT PI SU VE
STANDARD CASUALTY CO	TX	12645	(830) 629-6111	23,217,525	9,655,329	13,562,196	624,681	CI PI SU
STANDARD FIRE INS CO, THE	CT	19070	(860) 277-0111	3,440,165,126	2,382,408,789	1,057,756,337	14,713,026	CW DI MT PI SU VE
STANDARD GUARANTY INS CO	DE	42986	(770) 763-1000	188,937,295	94,860,550	94,076,745	8,517,434	CI DI MT PI VE
STANDARD INS CO	OR	69019	(971) 321-7000	17,250,279,968	16,060,014,389	1,190,265,579	57,676,361	DI LI VA
STANDARD LIFE AND ACCIDENT INS CO	TX	86355	(409) 763-4661	527,782,397	271,966,622	255,815,775	1,095,275	DI LI
STANDARD SECURITY LIFE INS CO OF NY	NY	69078	(212) 355-4141	239,503,850	123,222,124	116,281,726	8,757,457	DI LI
STAR INS CO	MI	18023	(248) 358-1100	956,786,241	693,690,735	263,095,506	5,626,302	CW DI MT PI SU VE
STARMOUNT LIFE INS CO	LA	68985	(225) 926-2888	45,317,596	25,789,145	19,528,451	211,080	DI LI
STARNET INS CO	DE	40045	(203) 542-3800	190,401,076	83,023,551	107,377,525	4,720,699	CW DI MT PI SU VE
STARR INDEMNITY & LIABILITY CO	TX	38318	(646) 227-6400	2,904,072,458	1,032,806,839	1,871,265,619	9,838,418	CW DI MT PI SU VE
STARVED ROCK LIFE INS CO	AZ	---	(847) 572-6860	Financial Information Not Available †				UR
STATE AUTO PROPERTY & CASUALTY INS CO	IA	25127	(614) 464-5000	1,888,981,536	1,383,490,727	505,490,809	7,372,581	CW MT PI SU VE
STATE AUTOMOBILE MUTUAL INS CO	OH	25135	(614) 464-5000	2,093,759,910	1,345,059,337	748,700,573	2,581,453	CW MT PI SU VE
STATE CAPITOL INS RRG, INC.	NV	13993	(702) 678-6868	715,434	66,465	648,969	3,745	CI
STATE FARM FIRE AND CASUALTY CO	IL	25143	(309) 766-2311	28,999,078,166	20,193,715,707	8,805,362,459	383,409,096	CW DI MT PI SU VE
STATE FARM GENERAL INS CO	IL	25151	(309) 766-2311	6,061,210,886	2,959,342,608	3,101,868,278	20,170	CW DI MT PI SU
STATE FARM HEALTH INS CO	IL	94498	(309) 766-2311	8,400,095	34,586	8,365,509	0	DI LI
STATE FARM LIFE INS CO	IL	69108	(309) 766-2311	56,865,393,399	49,327,151,614	7,538,241,785	76,606,557	LI VA VL
STATE FARM MUTUAL AUTOMOBILE INS CO	IL	25178	(309) 766-2311	114,933,159,164	49,691,256,542	65,241,902,623	534,893,318	CI DI MT PI SU VE
STATE LIFE INS CO, THE	IN	69116	(317) 681-5300	4,597,488,459	4,291,302,222	306,186,237	12,261,060	DI LI
STATE MUTUAL INS CO	GA	69132	(706) 291-1054	297,975,025	268,601,860	29,373,165	483,114	DI LI
STATE NATIONAL INS CO, INC.	TX	12831	(817) 265-2000	206,885,936	59,076,954	147,808,982	13,237,266	CW MT PI SU VE
STATES SELF-INSURERS RRG, INC.	VT	44075	(612) 766-3000	22,007,036	13,027,421	8,979,616	0	CI
STERLING INVESTORS LIFE INS CO	GA	89184	(706) 235-8154	17,123,756	10,654,501	6,469,256	262,448	DI LI
STERLING LIFE INS CO	IL	77399	(360) 647-9080	224,754,125	136,048,542	88,705,583	1,829,976	DI LI
STEWART TITLE GUARANTY CO	TX	50121	(713) 625-8100	1,000,512,173	571,345,437	429,166,736	23,999,925	TI
STICO MUTUAL INS CO, RRG	VT	10476	(802) 862-4400	21,240,305	10,312,938	10,927,368	0	CI

Company Name Abbreviations:

CO = COMPANY CORP = CORPORATION INS = INSURANCE RRG = RISK RETENTION GROUP

Authorized Lines:

CE = CERTIFICATE OF EXEMPTION (WITH LINES OF AUTHORITY)
 CI = CASUALTY CP = CAPTIVE INSURER CW = CASUALTY WITH WORKERS' COMPENSATION DI = DISABILITY DS = DENTAL SERVICE
 HC = HEALTH CARE SERVICES ORGANIZATION HS = HOSPITAL SERVICE LC = LIFE CARE PROVIDER LP = LIFE CARE PROVIDER PROVISIONAL PERMIT
 LI = LIFE LR = LIFE AND DISABILITY REINSURANCE MG = MORTGAGE GUARANTY MR = MECHANICAL REIMBURSEMENT REINSURANCE MS = MEDICAL SERVICE
 MT = MARINE AND TRANSPORTATION OS = OPTOMETRIC SERVICE PD = PREPAID DENTAL PLAN PI = PROPERTY PL = PREPAID LEGAL
 RG = DOMESTIC RISK RETENTION GROUP SU = SURETY TI = TITLE UR = UNAFFILIATED CREDIT LIFE AND DISABILITY REINSURANCE VA = VARIABLE ANNUITY
 VE = VEHICLE VL = VARIABLE LIFE

Financial information is as of 12/31/2012 unless alternative fiscal year end is indicated.

† Fiscal year financial information due August 1 or November 1, 2013 pursuant to A.R.S. § 20-1083.

‡ Financial information was not required during this period or is not available due to regulatory action or notification of merger or withdrawal.

* DBA (Doing Business As)

INSURERS AUTHORIZED IN ARIZONA AS OF DECEMBER 31, 2012 - (continued)

NAME	DOMICILE	NAIC #	TELEPHONE	ASSETS	LIABILITIES	CAPITAL & SURPLUS	ARIZONA PREMIUMS	AUTHORIZED LINES
STONEBRIDGE CASUALTY INS CO	OH	10952	(319) 355-8511	304,317,000	198,664,455	105,652,545	7,333,804	CI DI MT PI SU VE
STONEBRIDGE LIFE INS CO	VT	65021	(319) 355-8511	1,676,907,988	1,563,162,116	113,745,872	9,670,819	DI LI
STONEWALL INS CO	NE	22276	(402) 916-3000	90,199,851	18,855,119	71,344,733	48,829	CI MT PI VE
STONEWOOD NATIONAL INS CO	OH	31925	(919) 882-3507	42,548,483	471,537	42,076,946	0	CI PI VE
STONINGTON INS CO	TX	10340	(608) 837-4440	76,174,651	20,156,391	56,018,260	554,213	CW MT PI SU VE
STRATFORD INS CO	NH	40436	(201) 847-8600	159,754,352	90,116,876	69,637,476	0	CI MT PI SU VE
SU INS CO	WI	10130	(414) 281-1100	18,770,520	7,211,642	11,558,878	0	MT
SUN LIFE AND HEALTH INS CO (U.S.)	CT	80926	(781) 446-1523	64,634,399	16,580,382	48,054,017	1,310,005	DI LI
SUN LIFE ASSURANCE CO OF CANADA	CANADA	80802	(781) 237-6030	17,403,404,661	16,365,835,728	1,037,568,933	34,450,686	DI LI
SUN LIFE ASSURANCE CO OF CANADA (U.S.)	DE	79065	(781) 237-6030	42,526,371,022	41,290,516,993	1,235,854,029	10,064,379	DI LI VA VL
SUN SURETY INS CO	SD	10909	(605) 348-1000	15,143,372	7,970,918	7,172,454	106,257	SU
SUNLAND RRG, INC.	DE	14026	(800) 800-4324	2,198,064	1,108,840	1,089,223	99,840	CI
SUNSET LIFE INS CO OF AMERICA	MO	69272	(816) 753-7000	368,116,770	335,479,717	32,637,056	393,346	DI LI
SUNTRUST INS CO	AZ	85995	(602) 254-5866	14,829,311	134,931	14,694,380	0	DI LI
SUNZ INS CO	FL	34762	(727) 497-1247	37,037,969	32,563,571	4,474,398	373,224	CW
SUPERIOR VISION INS, INC.	AZ	60188	(800) 923-6766	24,155,528	13,778,514	10,377,014	0	DI
SUPREME COUNCIL OF THE ROYAL ARCANUM	MA	58181	(617) 426-4135	100,376,521	86,150,217	14,226,304	0	LI
SURETEC INS CO	TX	10916	(713) 812-0800	150,313,814	78,014,698	72,299,115	327,727	SU
SURETY BONDING CO OF AMERICA	SD	24047	(312) 822-5000	7,941,147	6,118	7,935,029	100,655	CI SU
SURETY LIFE AND CASUALTY INS CO	ND	69329	(701) 235-6653	9,213,763	5,776,385	3,437,378	0	DI LI
SURETY LIFE INS CO	NE	69310	(847) 402-5000	13,830,267	1,246,044	12,584,224	432,495	DI LI
SUTLIFF LIFE INS CO	AZ	79090	(602) 439-4322	428,857	11,581	417,276	0	LR
SUTLIFF WARRANTY CO	AZ	11249	(602) 439-4322	142,904	5,052	137,852	0	MR
SWISS RE LIFE & HEALTH AMERICA INC.	CT	82627	(914) 828-8486	9,138,930,035	7,953,601,405	1,185,328,630	0	DI LI
SWISS REINSURANCE AMERICA CORP	NY	25364	(914) 828-8665	12,061,077,985	7,087,902,871	4,973,175,114	0	CW DI MT PI SU VE
SYMETRA LIFE INS CO	WA	68608	(425) 256-8000	25,467,845,135	23,555,225,822	1,912,619,313	56,130,987	DI LI VA VL
SYMETRA NATIONAL LIFE INS CO	WA	90581	(425) 256-8000	16,618,186	7,109,010	9,509,176	1,656	DI LI
SYNCORA GUARANTEE INC.	NY	20311	(212) 478-3400	1,099,854,007	589,195,320	510,658,687	0	SU
T.H.E. INS CO	LA	12866	(727) 367-6900	177,689,689	122,258,167	55,431,523	1,095,873	CW MT PI SU VE
TEACHERS INS AND ANNUITY ASSOCIATION OF AMERICA	NY	69345	(212) 490-9000	237,037,712,063	207,728,732,440	29,308,979,623	91,147,863	DI LI VA
TEACHERS INS CO	IL	22683	(217) 789-2500	315,505,820	184,026,122	131,479,698	2,065,228	CI DI MT PI VE
TEB LIFE INS CO	AZ	81604	(540) 896-8941	4,008,260	30,334	3,977,926	0	LR
TECHNOLOGY INS CO, INC.	NH	42376	(212) 220-7120	915,522,331	708,752,279	206,770,052	3,636,329	CW MT PI SU VE
TENN RE, INC.	AZ	14565	(602) 427-3200	Financial Information Not Available				CP
TENNESSEE LIFE INS CO	AZ	85502	(931) 484-8411	637,856	190,156	447,700	0	LR
TERRA INS CO (A RRG)	VT	10113	(802) 229-5042	28,849,416	12,778,728	16,070,688	0	CI

Company Name Abbreviations:

CO = COMPANY CORP = CORPORATION INS = INSURANCE RRG = RISK RETENTION GROUP

Authorized Lines:

CE = CERTIFICATE OF EXEMPTION (WITH LINES OF AUTHORITY)

CI = CASUALTY CP = CAPTIVE INSURER CW = CASUALTY WITH WORKERS' COMPENSATION DI = DISABILITY DS = DENTAL SERVICE

HC = HEALTH CARE SERVICES ORGANIZATION HS = HOSPITAL SERVICE LC = LIFE CARE PROVIDER LP = LIFE CARE PROVIDER PROVISIONAL PERMIT

LI = LIFE LR = LIFE AND DISABILITY REINSURANCE MG = MORTGAGE GUARANTY MR = MECHANICAL REIMBURSEMENT REINSURANCE MS = MEDICAL SERVICE

MT = MARINE AND TRANSPORTATION OS = OPTOMETRIC SERVICE PD = PREPAID DENTAL PLAN PI = PROPERTY PL = PREPAID LEGAL

RG = DOMESTIC RISK RETENTION GROUP SU = SURETY TI = TITLE UR = UNAFFILIATED CREDIT LIFE AND DISABILITY REINSURANCE VA = VARIABLE ANNUITY

VE = VEHICLE VL = VARIABLE LIFE

Financial information is as of 12/31/2012 unless alternative fiscal year end is indicated.

† Fiscal year financial information due August 1 or November 1, 2013 pursuant to A.R.S. § 20-1083.

‡ Financial information was not required during this period or is not available due to regulatory action or notification of merger or withdrawal.

* DBA (Doing Business As)

INSURERS AUTHORIZED IN ARIZONA AS OF DECEMBER 31, 2012 - (continued)

NAME	DOMICILE	NAIC #	TELEPHONE	ASSETS	LIABILITIES	CAPITAL & SURPLUS	ARIZONA PREMIUMS	AUTHORIZED LINES
TERRAFIRMA RRG, LLC	VT	14395	(802) 859-5599	4,311,926	26,031	4,285,895	0	CI
TEXAS GENERAL INDEMNITY CO	CO	19526	(319) 399-5700	26,795,055	13,003,896	13,791,159	0	CI VE
TEXAS LIFE INS CO	TX	69396	(817) 752-6521	878,383,840	808,737,577	69,646,263	1,307,960	LI
TGG CAPTIVE INS CO	AZ	14304	(480) 682-4985	Financial Information Not Available				CP
THRIVENT FINANCIAL FOR LUTHERANS	WI	56014	(612) 340-7000	68,424,647,258	64,038,718,163	4,385,929,095	99,222,423	VA DI LI VL
THRIVENT LIFE INS CO	MN	97721	(612) 844-7000	3,283,786,832	3,115,966,981	167,819,851	1,335,533	DI LI
TIAA-CREF LIFE INS CO	NY	60142	(888) 842-5433	5,656,326,641	5,243,395,714	412,930,927	3,837,847	DI LI VA VL
TIERONE REINSURANCE CO	AZ	14283	(605) 373-3151	606,021	105,558	500,463	0	UR
TIG INS CO	CA	25534	(603) 656-2233	2,310,110,826	1,381,962,797	928,148,029	0	CW DI MT PI SU VE
TIME INS CO	WI	69477	(414) 271-3011	645,369,685	439,617,747	205,751,938	34,779,151	DI LI
TIPPECANOE LIFE INS CO	AZ	---	(312) 332-0430	Financial Information Not Available †				UR
TITAN INDEMNITY CO	TX	13242	(614) 249-7111	262,311,457	85,118,534	177,192,923	8,529,348	CI MT PI SU VE
TITAN INS CO	MI	36269	(614) 249-7111	127,257,981	14,451,438	112,806,543	97,558	CI MT PI SU VE
TITAN INS CO, INC., A RRG	SC	11153	(843) 766-2327	35,779,085	8,252,493	27,526,592	14,446	CI
TITLE INDUSTRY ASSURANCE CO RRG	VT	10084	(802) 862-4400	6,577,484	3,582,579	2,994,905	0	CI
TITLE RESOURCES GUARANTY CO	TX	50016	(972) 644-6500	66,935,170	39,070,093	27,865,077	11,631,933	TI
TM SPECIALTY INS CO	AZ	10738	(212) 297-6600	37,772,952	243,130	37,529,822	0	CW
TNUS INS CO	NY	32301	(212) 297-6600	65,149,805	12,434,261	52,715,544	0	CW DI MT PI SU VE
TOA REINSURANCE CO OF AMERICA, THE	DE	42439	(973) 898-9480	1,670,280,788	1,071,186,591	599,094,197	0	CI MT PI SU VE
TOKIO MARINE & NICHIDO FIRE INS. CO., LTD. (U.S.BRANCH)	JAPAN	12904	(212) 297-6600	1,387,396,694	888,331,392	499,065,302	3,197,800	CW DI MT PI SU VE
TOKIO MARINE AMERICA INS CO	NY	10945	(212) 297-6600	23,164,237	1,306,979	21,857,258	0	CW DI MT PI SU VE
TOPA INS CO	CA	18031	(310) 201-0451	175,490,541	101,440,169	74,050,372	493,946	CI MT PI VE
TORUS NATIONAL INS CO	DE	25496	(201) 743-7700	112,643,236	40,846,750	71,796,486	786,759	CW DI MT PI SU VE
TOTAL DENTAL ADMINISTRATORS HEALTH PLAN, INC.	AZ	52120	(602) 266-1995	3,014,517	1,436,491	1,578,026	7,247,095	PD
TOWER INS CO OF NEW YORK	NY	44300	(212) 655-2000	983,905,973	716,660,100	267,245,873	7,811,586	CW MT PI SU VE
TOWER NATIONAL INS CO	MA	43702	(212) 655-2000	49,537,674	37,749,366	11,788,308	530,402	CW MT PI SU VE
TOWN & COUNTRY LIFE INS CO	UT	77674	(801) 715-7123	5,399,801	2,349,831	3,049,970	88,073	DI LI
TOYOTA MOTOR INS CO	IA	37621	(310) 468-4019	411,610,997	234,603,527	177,007,470	1,447,631	CI MT PI SU VE
TPC INS SERVICES, INC.	AZ	14302	(602) 635-4848	Financial Information Not Available				CP
TRACE LIFE INS CO	AZ	---	(602) 200-6900	Financial Information Not Available †				UR
TRADERS INS CO	MO	42749	(816) 822-1887	26,169,870	18,652,094	7,517,776	0	CI MT PI VE
TRANS CITY CASUALTY INS CO	AZ	34002	(480) 483-6500	16,757,099	5,768,956	10,988,143	4,195,297	CW SU
TRANS PACIFIC INS CO	NY	41238	(212) 297-6600	65,748,448	17,343,090	48,405,358	357,473	CW MT PI SU VE
TRANS WORLD ASSURANCE CO	CA	69566	(650) 348-2300	346,344,436	273,128,747	73,215,689	123,933	DI LI
TRANSAM ASSURANCE CO	AZ	71986	(850) 456-7406	4,441,105	1,046,686	3,394,415	1,741	DI LI
TRANSAMERICA ADVISORS LIFE INS CO	AR	79022	(319) 355-8511	10,031,805,127	9,395,646,899	636,158,228	600,866	DI LI VA VL

Company Name Abbreviations:

CO = COMPANY CORP = CORPORATION INS = INSURANCE RRG = RISK RETENTION GROUP

Authorized Lines:

CE = CERTIFICATE OF EXEMPTION (WITH LINES OF AUTHORITY)

CI = CASUALTY CP = CAPTIVE INSURER CW = CASUALTY WITH WORKERS' COMPENSATION DI = DISABILITY DS = DENTAL SERVICE

HC = HEALTH CARE SERVICES ORGANIZATION HS = HOSPITAL SERVICE LC = LIFE CARE PROVIDER LP = LIFE CARE PROVIDER PROVISIONAL PERMIT

LI = LIFE LR = LIFE AND DISABILITY REINSURANCE MG = MORTGAGE GUARANTY MR = MECHANICAL REIMBURSEMENT REINSURANCE MS = MEDICAL SERVICE

MT = MARINE AND TRANSPORTATION OS = OPTOMETRIC SERVICE PD = PREPAID DENTAL PLAN PI = PROPERTY PL = PREPAID LEGAL

RG = DOMESTIC RISK RETENTION GROUP SU = SURETY TI = TITLE UR = UNAFFILIATED CREDIT LIFE AND DISABILITY REINSURANCE VA = VARIABLE ANNUITY

VE = VEHICLE VL = VARIABLE LIFE

Financial information is as of 12/31/2012 unless alternative fiscal year end is indicated.

† Fiscal year financial information due August 1 or November 1, 2013 pursuant to A.R.S. § 20-1083.

‡ Financial information was not required during this period or is not available due to regulatory action or notification of merger or withdrawal.

* DBA (Doing Business As)

INSURERS AUTHORIZED IN ARIZONA AS OF DECEMBER 31, 2012 - (continued)

NAME	DOMICILE	NAIC #	TELEPHONE	ASSETS	LIABILITIES	CAPITAL & SURPLUS	ARIZONA PREMIUMS	AUTHORIZED LINES
TRANSAMERICA FINANCIAL LIFE INS CO	NY	70688	(914) 627-3630	26,958,733,787	26,122,718,589	836,015,198	13,403,213	DI LI VA
TRANSAMERICA LIFE INS CO	IA	86231	(319) 398-8511	105,497,250,961	100,026,687,947	5,470,563,014	188,036,217	DI LI VA VL
TRANSATLANTIC REINSURANCE CO	NY	19453	(212) 365-2200	14,661,504,683	10,482,364,387	4,179,140,296	0	CW DI MT PI SU VE
TRANS-CITY LIFE INS CO.	AZ	77690	(480) 483-6500	18,772,336	9,334,780	9,437,557	1,860,505	DI LI
TRANSGUARD INS CO OF AMERICA, INC.	IL	28886	(630) 864-3500	227,970,366	118,283,479	109,686,887	1,502,279	CW MT PI SU VE
TRANSPORT INS CO	OH	33014	(857) 300-4127	44,437,966	32,324,882	12,113,084	0	CW DI MT PI SU VE
TRANSPORTATION INS CO	IL	20494	(312) 822-5000	86,318,532	51,348	86,267,184	10,266,468	CW DI MT PI SU VE
TRAVCO INS CO	CT	28188	(860) 277-0111	217,622,410	151,502,610	66,119,799	0	CI MT PI SU VE
TRAVELERS CASUALTY AND SURETY CO	CT	19038	(860) 277-0111	15,137,117,645	9,987,600,111	5,149,517,534	4,574,807	CW DI MT PI SU VE
TRAVELERS CASUALTY AND SURETY CO OF AMERICA	CT	31194	(860) 277-0111	4,339,558,778	2,559,106,957	1,780,451,821	25,281,044	CW DI MT PI SU VE
TRAVELERS CASUALTY CO OF CONNECTICUT	CT	36170	(860) 277-0111	318,933,010	230,544,257	88,388,753	0	CW MT PI SU VE
TRAVELERS CASUALTY CO, THE	CT	41769	(860) 277-0111	200,869,226	142,354,589	58,514,637	0	CW MT PI SU VE
TRAVELERS CASUALTY INS CO OF AMERICA	CT	19046	(860) 277-0111	1,841,383,098	1,334,830,847	506,552,250	16,541,337	CW MT PI SU VE
TRAVELERS COMMERCIAL CASUALTY CO	CT	40282	(860) 277-0111	321,694,253	232,733,169	88,961,084	0	CW DI MT PI VE
TRAVELERS COMMERCIAL INS CO	CT	36137	(860) 277-0111	333,341,483	245,940,479	87,401,004	4,973,205	CW MT PI SU VE
TRAVELERS CONSTITUTION STATE INS CO	CT	41750	(860) 277-0111	199,264,120	140,291,161	58,972,959	0	CW MT PI SU VE
TRAVELERS HOME AND MARINE INS CO, THE	CT	27998	(860) 277-0111	412,274,926	298,815,610	113,459,316	54,469,189	CI MT PI SU VE
TRAVELERS INDEMNITY CO OF AMERICA, THE	CT	25666	(860) 277-0111	638,950,805	458,215,582	180,735,223	12,093,107	CW MT PI SU VE
TRAVELERS INDEMNITY CO OF CONNECTICUT, THE	CT	25682	(860) 277-0111	1,065,153,399	715,028,110	350,125,289	10,419,000	CW DI MT PI SU VE
TRAVELERS INDEMNITY CO, THE	CT	25658	(860) 277-0111	21,295,148,223	14,175,862,147	7,119,286,075	45,513,210	CW DI MT PI SU VE
TRAVELERS PERSONAL INS CO	CT	38130	(860) 277-0111	192,366,830	131,488,740	60,878,090	0	CI MT PI SU VE
TRAVELERS PERSONAL SECURITY INS CO	CT	36145	(860) 277-0111	201,354,390	138,013,728	63,340,662	0	CI MT PI SU VE
TRAVELERS PROPERTY CASUALTY CO OF AMERICA	CT	25674	(860) 277-0111	841,745,403	391,666,450	450,078,953	79,852,296	CW MT PI SU VE
TRAVELERS PROPERTY CASUALTY INS CO	CT	36161	(860) 277-0111	224,134,374	157,503,880	66,630,494	77,224	CI MT PI VE
TRAVELERS PROTECTIVE ASSOCIATION OF AMERICA, THE	MO	56006	(314) 371-0533	11,036,126	1,566,469	9,469,657	926	DI
TRENWICK AMERICA REINSURANCE CORP	CT	34894	(203) 418-4100	94,723,430	59,622,916	35,100,514	0	CW MT PI SU VE
TRIAD GUARANTY INS CORP	IL	24350	(336) 723-1282	Financial Information Not Available ‡				REHABILITATION
TRINITY UNIVERSAL INS CO	TX	19887	(904) 245-5644	2,407,881,342	1,568,855,754	839,025,588	0	CI MT PI SU VE
TRI-STATE INS CO OF MINNESOTA	MN	31003	(515) 473-3000	29,972,195	(278,479)	30,250,674	0	CW DI MT PI SU VE
TRITON INS CO	TX	41211	(817) 348-7565	554,442,970	335,082,975	219,359,995	925,402	CI DI MT VE
TRIUMPHE CASUALTY CO	OH	41106	(330) 659-8900	31,047,639	14,585,254	16,462,385	255,990	CI MT PI SU VE
TRUASSURE INS CO	IL	92525	(800) 414-4988	5,732,226	362,953	5,369,272	0	DI LI
TRUCK INS EXCHANGE	CA	21709	(213) 932-3200	1,963,013,951	1,428,051,305	534,962,646	23,251,060	CW DI MT PI SU VE
TRUMBULL INS CO	CT	27120	(860) 547-5000	210,543,586	119,229,101	91,314,485	50,716,657	CW DI MT PI SU VE
TRUSTEES LIFE INS CO	AZ	93092	(480) 948-1711	Financial Information Not Available †				UR
TRUSTMARK INS CO	IL	61425	(847) 615-1500	1,320,021,623	1,053,503,622	266,518,001	4,182,722	DI LI

Company Name Abbreviations:

CO = COMPANY CORP = CORPORATION INS = INSURANCE RRG = RISK RETENTION GROUP

Authorized Lines:

CE = CERTIFICATE OF EXEMPTION (WITH LINES OF AUTHORITY)
 CI = CASUALTY CP = CAPTIVE INSURER CW = CASUALTY WITH WORKERS' COMPENSATION DI = DISABILITY DS = DENTAL SERVICE
 HC = HEALTH CARE SERVICES ORGANIZATION HS = HOSPITAL SERVICE LC = LIFE CARE PROVIDER LP = LIFE CARE PROVIDER PROVISIONAL PERMIT
 LI = LIFE LR = LIFE AND DISABILITY REINSURANCE MG = MORTGAGE GUARANTY MR = MECHANICAL REIMBURSEMENT REINSURANCE MS = MEDICAL SERVICE
 MT = MARINE AND TRANSPORTATION OS = OPTOMETRIC SERVICE PD = PREPAID DENTAL PLAN PI = PROPERTY PL = PREPAID LEGAL
 RG = DOMESTIC RISK RETENTION GROUP SU = SURETY TI = TITLE UR = UNAFFILIATED CREDIT LIFE AND DISABILITY REINSURANCE VA = VARIABLE ANNUITY
 VE = VEHICLE VL = VARIABLE LIFE

Financial information is as of 12/31/2012 unless alternative fiscal year end is indicated.

† Fiscal year financial information due August 1 or November 1, 2013 pursuant to A.R.S. § 20-1083.

‡ Financial information was not required during this period or is not available due to regulatory action or notification of merger or withdrawal.

* DBA (Doing Business As)

INSURERS AUTHORIZED IN ARIZONA AS OF DECEMBER 31, 2012 - (continued)

NAME	DOMICILE	NAIC #	TELEPHONE	ASSETS	LIABILITIES	CAPITAL & SURPLUS	ARIZONA PREMIUMS	AUTHORIZED LINES
TRUSTMARK LIFE INS CO	IL	62863	(847) 615-1500	367,775,791	201,936,428	165,839,363	21,103,198	DI LI
TWIN CITY FIRE INS CO	IN	29459	(860) 547-5000	643,054,820	351,940,273	291,114,546	39,449,961	CW DI MT PI SU VE
U.S. FINANCIAL LIFE INS CO	OH	84530	(201) 743-5132	628,907,455	565,749,243	63,158,212	2,239,821	LI
U.S. SPECIALTY INS CO	TX	29599	(713) 462-1000	2,055,971,992	1,503,459,395	552,512,597	3,821,216	CW DI MT PI SU VE
UBS LIFE INS CO USA	CA	67423	(800) 986-0088	44,512,669	3,055,126	41,457,543	0	DI LI VA VL
ULLICO CASUALTY CO	DE	37893	(202) 682-0900	327,720,858	380,604,067	(52,883,209)	2,557,464	CW DI MT PI SU VE
ULLICO LIFE INS CO	TX	86371	(202) 682-0900	12,369,016	792,978	11,576,038	14,137	DI LI
UNDERWRITER FOR THE PROFESSIONS INS CO	CO	41050	(707) 226-0100	245,624,166	170,159,128	75,465,038	0	CI
UNICARE LIFE & HEALTH INS CO	IN	80314	(312) 234-7000	554,200,163	395,368,810	158,831,353	7,552,433	DI LI
UNIFIED LIFE INS CO	TX	11121	(913) 685-2233	170,599,885	150,239,632	20,360,253	285,250	DI LI
UNIGARD INDEMNITY CO	WI	25798	(608) 837-4440	64,063,942	45,846,318	18,217,624	(2,187)	CW MT PI SU VE
UNIGARD INS CO	WI	25747	(608) 837-4440	466,238,955	308,434,223	157,804,733	5,212,222	CW DI MT PI SU VE
UNIMERICA INS CO	WI	91529	(763) 797-7126	326,579,082	173,381,373	153,197,709	1,575,688	DI LI
UNION BANKERS INS CO	TX	69701	(407) 995-8000	310,530,930	264,927,110	45,603,820	192,465	DI LI
UNION CENTRAL LIFE INS CO, THE	NE	80837	(513) 595-2200	7,058,947,333	6,566,744,548	492,202,785	7,312,182	DI LI VA VL
UNION FIDELITY LIFE INS CO	KS	62596	(913) 982-3700	19,585,344,071	19,025,203,561	560,140,508	1,112,228	DI LI
UNION INS CO	IA	25844	(515) 473-3000	92,820,469	65,825,522	26,994,947	3,979,391	CW MT PI SU VE
UNION INS CO OF PROVIDENCE	IA	21423	(515) 280-2511	101,816,337	51,958,858	49,857,479	2,609,820	CI MT PI VE
UNION LABOR LIFE INS CO, THE	MD	69744	(202) 682-0900	2,905,907,751	2,809,030,776	96,876,975	765,755	DI LI
UNION SECURITY INS CO	KS	70408	(800) 214-2333	5,015,492,121	4,576,644,057	438,848,064	32,685,176	DI LI VA VL
UNIONE ITALIANA REINSURANCE CO OF AMERICA, INC.	NY	36048	(402) 536-3000	73,994,950	41,884,488	32,110,462	0	CI MT PI SU VE
UNITED AGRICULTURAL BENEFIT TRUST *	CA	---	(949) 975-1424	35,385,680	2,861,480	32,524,200	0	CE (DI LI)
UNITED AMERICAN INS CO	NE	92916	(972) 529-5085	1,722,783,520	1,466,679,254	256,104,266	10,333,332	DI LI
UNITED AUTOMOBILE INS CO	FL	35319	(305) 940-7299	329,613,695	266,035,662	63,578,034	15,774,776	VE
UNITED BENEFIT LIFE INS CO	OH	65269	(512) 451-2224	3,178,254	58,004	3,120,250	0	DI LI
UNITED CONCORDIA INS CO	AZ	85766	(717) 260-7081	56,919,468	23,168,432	33,751,036	9,662,535	DI LI
UNITED CONTRACTORS INS CO, INC., A RRG	DE	12280	(877) 872-7475	21,068,867	18,873,667	2,195,200	191,553	CI
UNITED DENTAL CARE OF ARIZONA, INC.	AZ	47708	(816) 474-2345	3,373,111	867,154	2,505,957	4,740,601	PD
UNITED EDUCATORS INS, A RECIPROCAL RRG	VT	10020	(301) 907-4908	727,883,191	474,601,573	253,281,619	308,213	CI
UNITED FARM FAMILY LIFE INS CO	IN	69892	(317) 692-7200	2,006,619,321	1,764,189,983	242,429,339	408,565	DI LI
UNITED FIDELITY LIFE INS CO	TX	87645	(816) 391-2000	730,098,556	333,199,464	396,899,092	127,897	DI LI
UNITED FINANCIAL CASUALTY CO	OH	11770	(440) 461-5000	1,815,880,253	1,424,534,184	391,346,069	17,866,696	CI MT PI VE
UNITED FIRE & CASUALTY CO	IA	13021	(319) 399-5700	1,434,075,938	848,089,970	585,985,968	2,668,690	CI MT PI SU VE
UNITED FIRE & INDEMNITY CO	TX	19496	(409) 766-4600	41,783,411	26,639,115	15,144,296	0	CI MT PI VE
UNITED GENERAL TITLE INS CO	CA	51624	(303) 305-1300	16,092,887	4,243,863	11,849,024	0	TI
UNITED GUARANTY COMMERCIAL INS CO OF NC	NC	16659	(336) 373-0232	70,539,070	31,991,152	38,547,918	0	CI

Company Name Abbreviations:

CO = COMPANY CORP = CORPORATION INS = INSURANCE RRG = RISK RETENTION GROUP

Authorized Lines:

CE = CERTIFICATE OF EXEMPTION (WITH LINES OF AUTHORITY)

CI = CASUALTY CP = CAPTIVE INSURER CW = CASUALTY WITH WORKERS' COMPENSATION DI = DISABILITY DS = DENTAL SERVICE

HC = HEALTH CARE SERVICES ORGANIZATION HS = HOSPITAL SERVICE LC = LIFE CARE PROVIDER LP = LIFE CARE PROVIDER PROVISIONAL PERMIT

LI = LIFE LR = LIFE AND DISABILITY REINSURANCE MG = MORTGAGE GUARANTY MR = MECHANICAL REIMBURSEMENT REINSURANCE MS = MEDICAL SERVICE

MT = MARINE AND TRANSPORTATION OS = OPTOMETRIC SERVICE PD = PREPAID DENTAL PLAN PI = PROPERTY PL = PREPAID LEGAL

RG = DOMESTIC RISK RETENTION GROUP SU = SURETY TI = TITLE UR = UNAFFILIATED CREDIT LIFE AND DISABILITY REINSURANCE VA = VARIABLE ANNUITY

VE = VEHICLE VL = VARIABLE LIFE

Financial information is as of 12/31/2012 unless alternative fiscal year end is indicated.

† Fiscal year financial information due August 1 or November 1, 2013 pursuant to A.R.S. § 20-1083.

‡ Financial information was not required during this period or is not available due to regulatory action or notification of merger or withdrawal.

* DBA (Doing Business As)

INSURERS AUTHORIZED IN ARIZONA AS OF DECEMBER 31, 2012 - (continued)

NAME	DOMICILE	NAIC #	TELEPHONE	ASSETS	LIABILITIES	CAPITAL & SURPLUS	ARIZONA PREMIUMS	AUTHORIZED LINES
UNITED GUARANTY CREDIT INS CO	NC	40525	(800) 334-0296	23,282,230	2,923,430	20,358,800	0	MG
UNITED GUARANTY MORTGAGE INDEMNITY CO	NC	26999	(336) 373-0232	309,770,693	200,412,818	109,357,875	32,083	MG
UNITED GUARANTY RESIDENTIAL INS CO	NC	15873	(336) 373-0232	2,930,260,959	1,547,286,149	1,382,974,810	8,753,662	MG
UNITED HERITAGE LIFE INS CO	ID	63983	(800) 657-6351	504,207,017	451,819,185	52,387,831	1,320,306	DI LI
UNITED HERITAGE PROPERTY & CASUALTY CO	ID	18939	(208) 493-6200	32,541,668	18,972,133	13,569,536	58,510	CI PI VE
UNITED HOME INS CO, A RRG	VT	10712	(802) 864-5599	3,161,729	1,669,948	1,491,781	0	CI
UNITED HOME LIFE INS CO	IN	69922	(317) 692-7979	71,620,586	53,939,055	17,681,532	183,249	DI LI
UNITED INS CO INC.	UT	12256	(801) 226-2662	20,140,391	15,827,695	4,312,696	12,763,920	CI MT PI VE
UNITED INS CO OF AMERICA	IL	69930	(314) 819-4300	3,550,267,089	3,086,193,324	464,073,765	34,763	DI LI
UNITED LIFE INS CO	IA	69973	(319) 399-5700	1,675,711,474	1,516,991,269	158,720,205	283,988	DI LI
UNITED MISSOURI INS CO	AZ	---	(602) 254-5866	Financial Information Not Available †				UR
UNITED NATIONAL CASUALTY INS CO	IN	11445	(610) 664-1500	37,470,598	17,254,627	20,215,971	0	CW DI MT PI SU VE
UNITED NATIONAL LIFE INS CO OF AMERICA	IL	92703	(847) 460-4755	11,363,212	8,200,536	3,162,676	49,589	DI LI
UNITED NATIONAL SPECIALTY INS CO	WI	41335	(610) 664-1500	78,480,951	18,852,112	59,628,839	0	CW MT PI SU VE
UNITED OF OMAHA LIFE INS CO	NE	69868	(402) 342-7600	16,698,149,290	15,670,972,917	1,027,176,373	106,531,405	DI LI VA VL
UNITED PROSPERITY LIFE INS CO	AZ	80055	Name changed 8/16/12, now known as SMART INS CO					
UNITED SECURITY ASSURANCE CO OF PENNSYLVANIA	PA	42129	(215) 723-3044	142,876,080	126,804,192	16,071,888	65,510	DI LI
UNITED SECURITY LIFE AND HEALTH INS CO	IL	81108	(800) 875-4422	19,526,670	15,716,048	3,810,622	2,320,530	DI LI
UNITED SERVICES AUTOMOBILE ASSOCIATION	TX	25941	(210) 498-8000	25,880,688,984	7,517,801,149	18,362,887,835	158,190,444	CI MT PI VE
UNITED STATES FIDELITY AND GUARANTY CO	CT	25887	(860) 277-0111	4,797,215,673	2,169,748,101	2,627,467,572	985,555	CW DI MT PI SU VE
UNITED STATES FIRE INS CO	DE	21113	(973) 490-6600	2,924,116,005	2,042,399,670	881,716,335	5,692,192	CW DI MT PI SU VE
UNITED STATES LIABILITY INS CO	PA	25895	(610) 688-2535	675,475,318	234,354,638	441,120,679	3,734,423	CW MT PI SU VE
UNITED STATES LIFE INS. CO. IN THE CITY OF N. Y., THE	NY	70106	(212) 709-6000	24,541,643,540	22,663,318,365	1,878,325,175	5,526,071	DI LI
UNITED TEACHER ASSOCIATES INS CO	TX	63479	(513) 412-2241	839,252,481	791,368,574	47,883,907	1,927,874	DI LI
UNITED WISCONSIN INS CO	WI	29157	(262) 787-7700	344,373,055	276,472,489	67,900,566	135,269	CW DI
UNITED WORLD LIFE INS CO	NE	72850	(402) 978-5127	103,050,926	55,749,145	47,301,781	6,742,245	DI LI
UNITEDHEALTHCARE INS CO	CT	79413	(877) 832-7734	14,118,278,776	9,406,393,266	4,711,885,510	1,024,862,590	DI LI
UNITEDHEALTHCARE OF ARIZONA, INC.	AZ	96016	(602) 255-8455	71,381,230	47,587,283	23,793,947	321,919,523	HC
UNITRIN AUTO AND HOME INS CO	NY	16063	(904) 245-5600	119,591,036	87,196,946	32,394,090	0	CW MT PI SU VE
UNITRIN DIRECT INS CO	IL	10226	(312) 661-4700	15,427,001	6,320,537	9,106,464	742,427	CI PI VE
UNITRIN DIRECT PROPERTY & CASUALTY CO	IL	10915	(312) 661-4700	18,326,212	9,500,590	8,825,622	2,321,581	CI MT PI VE
UNITRIN SAFEGUARD INS CO	WI	40703	(262) 207-8500	27,515,375	20,923,080	6,592,295	0	CI MT PI VE
UNITY FINANCIAL LIFE INS CO	OH	63819	(513) 247-0711	146,771,043	135,800,527	10,970,516	243,888	LI
UNIVERSAL CASUALTY CO	IL	42862	(847) 700-9100	38,477,553	30,069,324	8,408,229	215,290	CI DI MT PI SU VE
UNIVERSAL FIDELITY LIFE INS CO	OK	70122	(580) 255-8530	12,637,653	8,994,740	3,642,913	255,841	DI LI
UNIVERSAL FIRE & CASUALTY INS CO	IN	32867	(616) 662-3900	12,619,570	6,188,788	6,430,782	32,730	CI PI SU

Company Name Abbreviations:

CO = COMPANY CORP = CORPORATION INS = INSURANCE RRG = RISK RETENTION GROUP

Authorized Lines:

CE = CERTIFICATE OF EXEMPTION (WITH LINES OF AUTHORITY)
 CI = CASUALTY CP = CAPTIVE INSURER CW = CASUALTY WITH WORKERS' COMPENSATION DI = DISABILITY DS = DENTAL SERVICE
 HC = HEALTH CARE SERVICES ORGANIZATION HS = HOSPITAL SERVICE LC = LIFE CARE PROVIDER LP = LIFE CARE PROVIDER PROVISIONAL PERMIT
 LI = LIFE LR = LIFE AND DISABILITY REINSURANCE MG = MORTGAGE GUARANTY MR = MECHANICAL REIMBURSEMENT REINSURANCE MS = MEDICAL SERVICE
 MT = MARINE AND TRANSPORTATION OS = OPTOMETRIC SERVICE PD = PREPAID DENTAL PLAN PI = PROPERTY PL = PREPAID LEGAL
 RG = DOMESTIC RISK RETENTION GROUP SU = SURETY TI = TITLE UR = UNAFFILIATED CREDIT LIFE AND DISABILITY REINSURANCE VA = VARIABLE ANNUITY
 VE = VEHICLE VL = VARIABLE LIFE

Financial information is as of 12/31/2012 unless alternative fiscal year end is indicated.

† Fiscal year financial information due August 1 or November 1, 2013 pursuant to A.R.S. § 20-1083.

‡ Financial information was not required during this period or is not available due to regulatory action or notification of merger or withdrawal.

* DBA (Doing Business As)

INSURERS AUTHORIZED IN ARIZONA AS OF DECEMBER 31, 2012 - (continued)

NAME	DOMICILE	NAIC #	TELEPHONE	ASSETS	LIABILITIES	CAPITAL & SURPLUS	ARIZONA PREMIUMS	AUTHORIZED LINES
UNIVERSAL GUARANTY LIFE INS CO	OH	70130	(217) 241-6300	360,577,897	328,334,808	32,243,089	32,612	LI
UNIVERSAL HEALTH CARE INS CO, INC.	FL	12577	(727) 822-3446	106,127,980	98,072,250	8,055,730	29,400,031	DI
UNIVERSAL NORTH AMERICA INS CO	TX	10759	(210) 877-5800	173,821,101	108,304,223	65,516,878	3,376,584	CI MT PI VE
UNIVERSAL PRUDENTIAL ARIZONA REINSURANCE CO	AZ	14296	(602) 648-4040	Financial Information Not Available				CP
UNIVERSAL SURETY CO	NE	25933	(402) 435-4302	133,374,113	36,092,471	97,281,643	85,416	SU
UNIVERSAL UNDERWRITERS INS CO	IL	41181	(847) 605-6000	385,427,601	43,733,137	341,694,464	9,383,619	CW DI MT PI SU VE
UNIVERSAL UNDERWRITERS LIFE INS CO	KS	70173	(913) 339-1000	150,349,091	129,950,676	20,398,415	187,884	DI LI
UNIVERSAL UNDERWRITERS OF TEXAS INS CO	IL	40843	(847) 605-6000	11,879,684	2,217,224	9,662,460	1,661,230	CW MT PI SU VE
UNUM LIFE INS CO OF AMERICA	ME	62235	(207) 575-2211	18,879,795,078	17,306,262,407	1,573,532,672	46,707,187	DI LI
UPPER HUDSON NATIONAL INS CO	NY	29998	(845) 791-6700	7,601,442	2,484,539	5,116,903	570	SU
URGENT CARE ASSURANCE CO RRG	NV	12915	(941) 955-0793	2,698,934	1,240,385	1,458,549	23,332	CI
US HEALTH AND LIFE INS CO	MI	97772	(810) 826-4845	26,310,521	17,560,324	8,750,197	0	DI LI
USAA CASUALTY INS CO	TX	25968	(210) 498-8000	7,773,384,295	4,100,051,587	3,673,332,707	128,792,864	CI MT PI VE
USAA DIRECT LIFE INS CO	NE	72613	(210) 498-8000	21,971,979	534,753	21,437,226	36,677	DI LI
USAA GENERAL INDEMNITY CO	TX	18600	(210) 498-8000	1,676,156,295	1,095,326,320	580,829,975	45,124,594	CI MT PI VE
USAA LIFE INS CO	TX	69663	(210) 498-8000	19,647,069,853	17,812,771,786	1,834,298,067	63,415,824	DI LI VA VL
USABLE LIFE	AR	94358	(501) 375-7200	381,176,447	224,903,718	156,272,729	503,313	DI LI
USAGENCIES DIRECT INS CO	NY	10413	(225) 928-9000	5,305,395	32,603	5,272,792	0	VE
USPLATE GLASS INS CO	IL	28497	(708) 449-6060	24,703,410	5,069,716	19,633,694	440	CI
UTICA MUTUAL INS CO	NY	25976	(315) 734-2000	2,110,616,883	1,367,948,006	742,668,877	164,264	CW DI MT PI SU VE
UVN INS CO.	AZ	14313	(480) 682-4985	Financial Information Not Available				CP
VALIANT INS CO	DE	26611	(603) 656-2233	39,265,243	7,005,537	32,259,706	0	CI DI MT PI SU VE
VALLEY ASSURANCE CO	FY Ending 08/31/2012 AZ	---	(480) 563-2315	Financial Information Not Available				CP
VALLEY FORGE INS CO	PA	20508	(312) 822-5000	74,592,466	28,461	74,564,005	12,989,244	CW DI MT PI SU VE
VALLEY INS CO	CA	14133	(904) 245-5644	6,788,586	114,346	6,674,240	0	CI MT PI SU VE
VALUE HEALTH REINSURANCE, INC.	AZ	89518	(757) 459-5200	6,631,870	46,763	6,585,107	0	LR
VANLINER INS CO	MO	21172	(636) 343-9889	302,709,883	191,856,303	110,853,580	1,281,223	CW MT PI VE
VANTIS LIFE INS CO	CT	68632	(860) 298-6000	899,707,060	829,383,195	70,323,865	77,326	DI LI
VARIABLE ANNUITY LIFE INS CO, THE	TX	70238	(713) 526-5251	70,614,321,051	66,378,800,990	4,235,520,061	49,571,529	LI VA
VEHICULAR SERVICE INS CO, RRG	OK	11063	(256) 851-6777	2,654,769	237,054	2,417,715	(1,560)	CI
VERLAN FIRE INS CO	NH	10815	(508) 855-1000	24,189,478	59,779	24,129,699	264,730	CI MT PI
VESTA INS CORP	TX	42668	(205) 970-7000	Financial Information Not Available ‡				REHABILITATION
VI AT GRAYHAWK, A VI AND PLAZA COMPANIES COMMUNITY **	AZ	95398	(312) 803-8520	49,682,767	90,640,763	(40,957,996)	0	LC
VI AT SILVERSTONE, A VI AND PLAZA COMPANIES COMMUNITY **	AZ	14564	(312) 803-8800	180,269,865	71,018,721	109,251,144	0	LC
VICEROY INS CO	KY	11665	Name changed 6/4/12, now known as OLD AMERICAN INDEMNITY CO					
VICTORIA AUTOMOBILE INS CO	IN	10644	(614) 249-7111	23,015,381	12,648,039	10,367,342	178,046	VE

Company Name Abbreviations:

CO = COMPANY CORP = CORPORATION INS = INSURANCE RRG = RISK RETENTION GROUP

Authorized Lines:

CE = CERTIFICATE OF EXEMPTION (WITH LINES OF AUTHORITY)

CI = CASUALTY CP = CAPTIVE INSURER CW = CASUALTY WITH WORKERS' COMPENSATION DI = DISABILITY DS = DENTAL SERVICE

HC = HEALTH CARE SERVICES ORGANIZATION HS = HOSPITAL SERVICE LC = LIFE CARE PROVIDER LP = LIFE CARE PROVIDER PROVISIONAL PERMIT

LI = LIFE LR = LIFE AND DISABILITY REINSURANCE MG = MORTGAGE GUARANTY MR = MECHANICAL REIMBURSEMENT REINSURANCE MS = MEDICAL SERVICE

MT = MARINE AND TRANSPORTATION OS = OPTOMETRIC SERVICE PD = PREPAID DENTAL PLAN PI = PROPERTY PL = PREPAID LEGAL

RG = DOMESTIC RISK RETENTION GROUP SU = SURETY TI = TITLE UR = UNAFFILIATED CREDIT LIFE AND DISABILITY REINSURANCE VA = VARIABLE ANNUITY

VE = VEHICLE VL = VARIABLE LIFE

Financial information is as of 12/31/2012 unless alternative fiscal year end is indicated.

† Fiscal year financial information due August 1 or November 1, 2013 pursuant to A.R.S. § 20-1083.

‡ Financial information was not required during this period or is not available due to regulatory action or notification of merger or withdrawal.

* DBA (Doing Business As)

INSURERS AUTHORIZED IN ARIZONA AS OF DECEMBER 31, 2012 - (continued)

NAME	DOMICILE	NAIC #	TELEPHONE	ASSETS	LIABILITIES	CAPITAL & SURPLUS	ARIZONA PREMIUMS	AUTHORIZED LINES
VICTORIA FIRE & CASUALTY CO	OH	42889	(614) 249-7111	151,795,432	89,338,147	62,457,285	34,526	CI MT PI SU VE
VICTORIA SELECT INS CO	OH	10105	(614) 249-7111	38,467,020	30,390,571	8,076,449	469,865	VE
VICTORIA SPECIALTY INS CO	OH	10777	(614) 249-7111	21,440,120	17,977,746	3,462,374	13,306,948	VE
VIGILANT INS CO	NY	20397	(908) 903-2000	451,265,663	204,499,436	246,766,227	2,903,371	CW DI MT PI SU VE
VIKING INS CO OF WISCONSIN	WI	13137	(715) 346-6000	379,193,825	199,511,336	179,682,489	1,568,521	VE
VIRGINIA SURETY CO, INC.	IL	40827	(312) 356-3000	978,940,010	686,889,661	292,050,349	1,062,364	CW DI MT PI PL SU VE
VISION SERVICE PLAN INS CO	CT	39616	(916) 851-5000	228,314,494	94,047,281	134,267,213	23,545,583	DI
VISTA LIFE INS CO	MI	84549	(313) 390-6170	41,418,014	730,858	40,687,156	0	DI LI
WARNER INS CO	IL	26085	(312) 661-4700	13,899,122	2,509,230	11,389,893	445,436	CI VE
WASHINGTON AND MICHIGAN INS, INC.	AZ	14310	(602) 952-9532	Financial Information Not Available				CP
WASHINGTON INTERNATIONAL INS CO	NH	32778	(847) 273-1210	116,966,667	47,554,411	69,412,256	654,997	CW DI MT PI SU VE
WASHINGTON NATIONAL INS CO	IN	70319	(317) 817-6100	5,247,572,006	4,778,191,604	469,380,402	3,164,474	DI LI
WAUSAU BUSINESS INS CO	WI	26069	(617) 357-9500	198,818,427	151,827,735	46,990,692	4,234,978	CW MT PI SU VE
WAUSAU UNDERWRITERS INS CO	WI	26042	(617) 357-9500	286,810,522	192,542,721	94,267,801	11,592,795	CW DI MT PI SU VE
WELLCARE HEALTH INS OF ARIZONA, INC.	AZ	83445	(813) 290-6200	151,081,351	73,490,924	77,590,427	0	DI LI
WELLCARE HEALTH INS OF ILLINOIS, INC.	IL	64467	(813) 865-1658	184,626,507	116,041,791	68,584,716	0	DI LI
WELLCARE OF ARIZONA *	TX	12964	(813) 290-6200	39,526,112	24,312,630	15,213,482	0	HC
WELLCARE PRESCRIPTION INS, INC.	FL	10155	(813) 290-6200	274,840,462	126,697,913	148,142,549	9,963,806	DI
WELLINGTON LIFE INS CO	AZ	85537	(757) 459-5200	8,547,998	2,160,734	6,387,264	0	DI LI
WESCO INS CO	DE	25011	(212) 220-7120	505,245,034	390,741,078	114,503,956	8,896,013	CW DI MT PI SU VE
WEST AMERICAN INS CO	IN	44393	(617) 357-9500	331,118,934	68,267,095	262,851,839	2,079,038	CW MT PI SU VE
WEST COAST LIFE INS CO	NE	70335	(415) 591-8200	4,210,251,334	3,738,497,248	471,754,086	16,531,485	DI LI
WESTCHESTER FIRE INS CO	PA	10030	(215) 640-1000	2,119,270,815	1,305,567,622	813,703,193	8,158,681	CW MT PI SU VE
WESTCOR LAND TITLE INS CO	CA	50050	(407) 629-5842	49,858,690	33,066,026	16,792,664	4,171,833	TI
WESTERN AGRICULTURAL INS CO	IA	27871	(515) 225-5400	163,508,606	99,621,504	63,887,102	9,057,672	CI DI MT PI SU VE
WESTERN AND SOUTHERN LIFE INS CO	OH	70483	(513) 629-1800	8,612,311,473	4,883,774,664	3,728,536,809	1,309,799	DI LI
WESTERN CATHOLIC INS CO, RRG INC.	VT	14122	(802) 922-9451	4,521,324	3,078,425	1,442,898	594,764	CI
WESTERN GENERAL INS CO	CA	27502	(818) 880-9070	62,486,023	40,710,448	21,775,575	5,390,390	CI PI VE
WESTERN GROWERS ASSURANCE TRUST	FY Ending 06/30/2012 CA	---	(949) 863-1000	76,607,080	4,468,754	72,138,326	0	CE (DI LI)
WESTERN HERITAGE INS CO	AZ	37150	(614) 249-1545	125,940,487	24,544,067	101,396,420	1,887,757	CI DI MT PI SU VE
WESTERN HOME INS CO	MN	26395	(952) 835-5350	48,747,254	26,621,533	22,125,721	0	CI MT PI
WESTERN INS RRG, INC.	AZ	11978	(602) 427-3251	535,343	22,778	512,565	0	RG
WESTERN MUTUAL INS CO	CA	13625	(949) 724-9402	63,599,174	21,778,918	41,820,256	0	CI PI
WESTERN NATIONAL ASSURANCE CO	MN	24465	(952) 835-5350	47,109,659	26,105,463	21,004,196	0	CI DI MT PI SU VE
WESTERN NATIONAL MUTUAL INS CO	MN	15377	(952) 835-5350	647,036,704	354,601,553	292,435,151	22,670	CW MT PI SU VE
WESTERN PACIFIC MUTUAL INS CO, A RRG	CO	40940	(303) 388-5688	134,729,430	39,584,385	95,145,045	91,841	CI

Company Name Abbreviations:

CO = COMPANY CORP = CORPORATION INS = INSURANCE RRG = RISK RETENTION GROUP

Authorized Lines:

CE = CERTIFICATE OF EXEMPTION (WITH LINES OF AUTHORITY)

CI = CASUALTY CP = CAPTIVE INSURER CW = CASUALTY WITH WORKERS' COMPENSATION DI = DISABILITY DS = DENTAL SERVICE

HC = HEALTH CARE SERVICES ORGANIZATION HS = HOSPITAL SERVICE LC = LIFE CARE PROVIDER LP = LIFE CARE PROVIDER PROVISIONAL PERMIT

LI = LIFE LR = LIFE AND DISABILITY REINSURANCE MG = MORTGAGE GUARANTY MR = MECHANICAL REIMBURSEMENT REINSURANCE MS = MEDICAL SERVICE

MT = MARINE AND TRANSPORTATION OS = OPTOMETRIC SERVICE PD = PREPAID DENTAL PLAN PI = PROPERTY PL = PREPAID LEGAL

RG = DOMESTIC RISK RETENTION GROUP SU = SURETY TI = TITLE UR = UNAFFILIATED CREDIT LIFE AND DISABILITY REINSURANCE VA = VARIABLE ANNUITY

VE = VEHICLE VL = VARIABLE LIFE

Financial information is as of 12/31/2012 unless alternative fiscal year end is indicated.

† Fiscal year financial information due August 1 or November 1, 2013 pursuant to A.R.S. § 20-1083.

‡ Financial information was not required during this period or is not available due to regulatory action or notification of merger or withdrawal.

* DBA (Doing Business As)

INSURERS AUTHORIZED IN ARIZONA AS OF DECEMBER 31, 2012 - (continued)

NAME	DOMICILE	NAIC #	TELEPHONE	ASSETS	LIABILITIES	CAPITAL & SURPLUS	ARIZONA PREMIUMS	AUTHORIZED LINES
WESTERN RESERVE LIFE ASSURANCE CO. OF OHIO	OH	91413	(727) 299-1800	8,600,826,766	8,281,591,592	319,235,174	8,973,186	DI LI VA VL
WESTERN SURETY CO	SD	13188	(312) 822-5000	1,732,544,110	680,145,567	1,052,398,543	6,326,301	CI SU
WESTERN UNITED LIFE ASSURANCE CO	WA	77925	(800) 247-2045	765,515,878	732,600,641	32,915,237	180,656	REHABILITATION
WESTERN-SOUTHERN LIFE ASSURANCE CO	OH	92622	(513) 629-1800	12,387,883,093	11,362,158,473	1,025,724,620	7,310,375	DI LI VA
WESTFIELD INS CO	OH	24112	(330) 887-0101	2,243,144,674	1,389,541,857	853,602,817	23,468,256	CW DI MT PI SU VE
WESTFIELD NATIONAL INS CO	OH	24120	(330) 887-0101	524,904,328	316,921,940	207,982,388	666,905	CW DI MT PI SU VE
WESTMINSTER VILLAGE **	AZ	95419	(480) 451-2000	33,478,719	46,278,355	(12,799,636)	0	LC
WESTPORT INS CORP	MO	39845	(913) 676-5200	5,331,348,237	3,604,842,030	1,726,506,207	6,547,191	CW DI MT PI SU VE
WESTPORT LIFE INS CO	AZ	62332	(602) 254-5866	8,557,220	4,602,829	3,954,391	0	LR
WFG NATIONAL TITLE INS CO	SC	51152	(803) 799-4747	36,786,691	18,935,747	17,850,944	657,402	TI
WILLIAMSBURG NATIONAL INS CO	MI	25780	(248) 358-1100	137,488,422	108,056,446	29,431,976	1,131,542	CW MT PI SU VE
WILSHIRE INS CO	NC	13234	(919) 833-1600	177,161,022	97,426,856	79,734,166	5,128,127	CI DI MT PI SU VE
WILTON REASSURANCE CO	MN	66133	(203) 862-3172	3,259,987,275	2,832,797,417	427,189,858	0	DI LI
WILTON REASSURANCE LIFE CO OF NEW YORK	NY	60704	(203) 762-4400	883,962,538	765,640,054	118,322,479	311,573	DI LI VA VL
WINDSOR LIFE INS CO	TX	65960	(214) 559-0850	3,061,853	244,591	2,817,262	0	DI LI
WMI MUTUAL INS CO	UT	68420	(801) 263-8000	12,966,828	6,294,269	6,672,559	1,166,668	DI LI
WOMAN'S LIFE INS SOCIETY	MI	56170	(810) 985-5191	192,093,609	166,911,306	25,182,304	6,274	LI
WOODMEN OF THE WORLD LIFE INS SOCIETY	NE	57320	(402) 342-1890	9,517,446,944	8,655,215,304	862,231,640	1,975,508	VA DI LI VL
WORK FIRST CASUALTY CO	DE	31232	(302) 477-1710	44,579,974	36,767,989	7,811,985	601,894	CW
WORKMEN'S AUTO INS CO	CA	13250	(213) 747-6492	40,590,817	30,362,955	10,227,862	0	CI MT PI SU VE
WORKMEN'S LIFE INS CO	AZ	78409	(949) 720-1030	506,642	3,194	503,448	0	DI LI
WORLD CORP INS CO	NE	79987	(515) 245-2393	24,645,546	853,743	23,791,803	3,194	DI LI
WORLD INS CO	NE	70629	(515) 245-2393	322,211,619	206,612,351	115,599,268	1,551,298	DI LI
WRM AMERICA INDEMNITY CO, INC.	NY	20273	(516) 750-9412	69,907,995	8,632,458	61,275,536	89,748	CW DI MT PI SU VE
XL INS AMERICA, INC.	DE	24554	(203) 964-5200	775,649,359	522,650,606	252,998,753	5,926,484	CW MT PI SU VE
XL INS CO OF NEW YORK, INC.	NY	40193	(203) 964-5200	221,662,447	137,980,198	83,682,249	0	CI MT PI SU VE
XL LIFE INS AND ANNUITY CO	IL	88080	(203) 964-5200	14,480,253	269,890	14,210,363	0	DI LI
XL REINSURANCE AMERICA INC.	NY	20583	(203) 964-5200	5,413,040,894	3,175,206,872	2,237,834,022	0	CW DI MT PI SU VE
XL SPECIALTY INS CO	DE	37885	(203) 964-5200	440,703,057	272,035,448	168,667,609	12,321,108	CW MT PI SU VE
XPRESS ASSURANCE, INC.	AZ	14361	(602) 427-3208	Financial Information Not Available				CP
YADKIN VALLEY LIFE INS CO	AZ	90735	(803) 931-1720	373,712	44,062	329,650	0	LR
YORK INS CO	RI	24325	(401) 453-7000	18,820,473	7,716,624	11,103,849	0	CW MT PI
YOSEMITE INS CO	IN	26220	(812) 468-5338	353,444,265	90,029,891	263,414,374	409,174	CI DI MT PI SU VE
YOUNG AMERICA INS CO	TX	27090	(915) 629-5126	43,684,730	26,246,683	17,438,047	8,150,953	CI PI VE
ZALE INDEMNITY CO	TX	30325	(972) 580-4080	36,335,367	20,310,237	16,025,130	59,594	CI MT PI SU
ZALE LIFE INS CO	AZ	71323	(972) 580-4080	10,871,446	2,136,458	8,734,988	22,732	DI LI

Company Name Abbreviations:

CO = COMPANY CORP = CORPORATION INS = INSURANCE RRG = RISK RETENTION GROUP

Authorized Lines:

CE = CERTIFICATE OF EXEMPTION (WITH LINES OF AUTHORITY)
 CI = CASUALTY CP = CAPTIVE INSURER CW = CASUALTY WITH WORKERS' COMPENSATION DI = DISABILITY DS = DENTAL SERVICE
 HC = HEALTH CARE SERVICES ORGANIZATION HS = HOSPITAL SERVICE LC = LIFE CARE PROVIDER LP = LIFE CARE PROVIDER PROVISIONAL PERMIT
 LI = LIFE LR = LIFE AND DISABILITY REINSURANCE MG = MORTGAGE GUARANTY MR = MECHANICAL REIMBURSEMENT REINSURANCE MS = MEDICAL SERVICE
 MT = MARINE AND TRANSPORTATION OS = OPTOMETRIC SERVICE PD = PREPAID DENTAL PLAN PI = PROPERTY PL = PREPAID LEGAL
 RG = DOMESTIC RISK RETENTION GROUP SU = SURETY TI = TITLE UR = UNAFFILIATED CREDIT LIFE AND DISABILITY REINSURANCE VA = VARIABLE ANNUITY
 VE = VEHICLE VL = VARIABLE LIFE

Financial information is as of 12/31/2012 unless alternative fiscal year end is indicated.

† Fiscal year financial information due August 1 or November 1, 2013 pursuant to A.R.S. § 20-1083.

‡ Financial information was not required during this period or is not available due to regulatory action or notification of merger or withdrawal.

* DBA (Doing Business As)

INSURERS AUTHORIZED IN ARIZONA AS OF DECEMBER 31, 2012 - (continued)

NAME	DOMICILE	NAIC #	TELEPHONE	ASSETS	LIABILITIES	CAPITAL & SURPLUS	ARIZONA PREMIUMS	AUTHORIZED LINES
ZENITH INS CO	CA	13269	(818) 713-1000	1,646,334,188	1,202,624,840	443,709,348	1,465,156	CW MT PI SU VE
ZNAT INS CO	CA	30120	(818) 713-1000	60,311,461	35,361,300	24,950,161	0	CW MT PI SU VE
ZURICH AMERICAN INS CO	NY	16535	(847) 605-6000	30,011,078,824	22,368,818,502	7,642,260,323	56,500,360	CW DI MT PI PL SU VE
ZURICH AMERICAN INS CO OF ILLINOIS	IL	27855	(847) 605-6000	41,384,951	6,438,003	34,946,948	698,317	CW DI MT PI SU VE
ZURICH AMERICAN LIFE INS CO	IL	90557	(877) 301-5376	12,767,356,282	12,598,756,487	168,599,795	2,683,908	DI LI VA VL
1873 GROUP, INC.	AZ	14373	(602) 427-3200	Financial Information Not Available				CP
21ST CENTURY ADVANTAGE INS CO	MN	25232	(302) 252-2000	28,643,353	1,566,084	27,077,269	21,908,792	CW DI MT PI SU VE
21ST CENTURY CENTENNIAL INS CO	PA	34789	(302) 252-2000	540,388,682	31,787,880	508,600,802	401,047	CI DI MT PI SU VE
21ST CENTURY INDEMNITY INS CO	PA	43974	(302) 252-2000	57,670,492	3,132,169	54,538,323	648,685	CI DI MT PI VE
21ST CENTURY INS CO OF THE SOUTHWEST	TX	10245	(302) 252-2000	5,494,074	0	5,494,074	0	CI MT PI SU VE
21ST CENTURY NATIONAL INS CO	NY	36587	(302) 252-2000	24,775,483	1,589,828	23,185,655	0	CI DI MT PI SU VE
21ST CENTURY NORTH AMERICA INS CO	NY	32220	(302) 252-2000	569,023,204	51,680,019	517,343,185	6,224,761	CI DI MT PI SU VE
21ST CENTURY PREFERRED INS CO	PA	22225	(302) 252-2000	41,937,619	3,132,169	38,805,450	831,683	CI DI MT PI SU VE
21ST CENTURY PREMIER INS CO	PA	20796	(302) 252-2000	256,396,258	15,779,049	240,617,209	165,314	CW DI MT PI SU VE
4 EVER LIFE INS CO	IL	80985	(630) 472-7700	187,173,923	102,780,714	84,393,209	402,417	DI LI
5 STAR LIFE INS CO	LA	77879	(703) 706-5975	243,174,093	190,757,281	52,416,812	2,953,824	DI LI

Company Name Abbreviations:

CO = COMPANY CORP = CORPORATION INS = INSURANCE RRG = RISK RETENTION GROUP

Authorized Lines:

CE = CERTIFICATE OF EXEMPTION (WITH LINES OF AUTHORITY)
 CI = CASUALTY CP = CAPTIVE INSURER CW = CASUALTY WITH WORKERS' COMPENSATION DI = DISABILITY DS = DENTAL SERVICE
 HC = HEALTH CARE SERVICES ORGANIZATION HS = HOSPITAL SERVICE LC = LIFE CARE PROVIDER LP = LIFE CARE PROVIDER PROVISIONAL PERMIT
 LI = LIFE LR = LIFE AND DISABILITY REINSURANCE MG = MORTGAGE GUARANTY MR = MECHANICAL REIMBURSEMENT REINSURANCE MS = MEDICAL SERVICE
 MT = MARINE AND TRANSPORTATION OS = OPTOMETRIC SERVICE PD = PREPAID DENTAL PLAN PI = PROPERTY PL = PREPAID LEGAL
 RG = DOMESTIC RISK RETENTION GROUP SU = SURETY TI = TITLE UR = UNAFFILIATED CREDIT LIFE AND DISABILITY REINSURANCE VA = VARIABLE ANNUITY
 VE = VEHICLE VL = VARIABLE LIFE

Financial information is as of 12/31/2012 unless alternative fiscal year end is indicated.

† Fiscal year financial information due August 1 or November 1, 2013 pursuant to A.R.S. § 20-1083.

‡ Financial information was not required during this period or is not available due to regulatory action or notification of merger or withdrawal.

* DBA (Doing Business As)

**TOP 25 AUTHORIZED
PREMIUM WRITERS
FOR SELECT
LINES OF BUSINESS**

FIRE

2012 Ranking of Top Twenty-Five Insurers by Premiums Written

(\$000 Omitted)

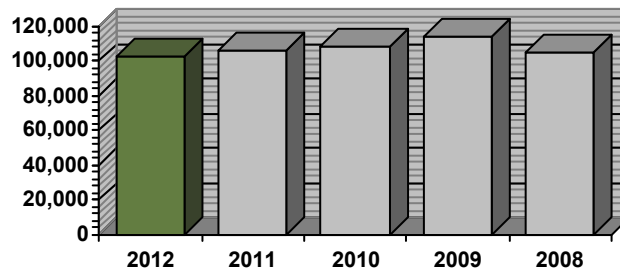
NAIC#	INSURER NAME	Market Share		PREMIUMS WRITTEN	PREMIUMS EARNED	LOSSES PAID	LOSSES INCURRED	LOSS RATIO
		'12	'11	(1)	(2)	(3)	(4)	(4)/(2)
1. 42978	AMERICAN SECURITY INS CO	13.7%	15.3%	13,980	15,197	836	587	3.9%
2. 21482	FACTORY MUTUAL INS CO	6.6%	6.2%	6,802	6,917	112	(335)	(4.8%)
3. 18988	AUTO-OWNERS INS CO	5.6%	5.4%	5,736	5,704	1,963	1,808	31.7%
4. 25658	TRAVELERS INDEMNITY CO, THE	4.7%	4.0%	4,838	4,657	1,050	2,676	57.5%
5. 23035	LIBERTY MUTUAL FIRE INS CO	4.6%	4.1%	4,685	4,671	1,777	3,939	84.3%
6. 24740	SAFECO INS CO OF AMERICA	3.6%	3.2%	3,674	3,573	1,743	1,509	42.2%
7. 16535	ZURICH AMERICAN INS CO	3.5%	4.0%	3,576	3,953	452	125	3.2%
8. 19062	AUTOMOBILE INS CO OF HARTFORD, CT, THE	3.3%	2.8%	3,404	3,189	1,024	1,221	38.3%
9. 25674	TRAVELERS PROPERTY CASUALTY CO OF AMERICA	2.8%	2.7%	2,827	2,867	757	2,098	73.2%
10. 35300	ALLIANZ GLOBAL RISKS US INS CO	2.6%	2.5%	2,710	2,701	0	(36)	(1.3%)
11. 10014	AFFILIATED FM INS CO	2.4%	2.3%	2,501	2,442	821	1,434	58.7%
12. 25941	UNITED SERVICES AUTOMOBILE ASSOCIATION	2.4%	2.1%	2,464	2,363	257	271	11.5%
13. 10921	AAA FIRE & CASUALTY INS CO	2.4%	2.0%	2,419	2,271	1,414	1,391	61.2%
14. 24554	XL INS AMERICA, INC.	1.9%	1.4%	1,956	1,753	902	1,235	70.5%
15. 38652	AMERICAN MODERN SELECT INS CO	1.8%	1.8%	1,875	1,878	160	146	7.8%
16. 26247	AMERICAN GUARANTEE AND LIABILITY INS CO	1.8%	1.0%	1,803	1,412	376	500	35.4%
17. 20443	CONTINENTAL CASUALTY CO	1.7%	2.0%	1,714	1,994	1,049	1,296	65.0%
18. 25968	USAA CASUALTY INS CO	1.4%	1.3%	1,466	1,417	103	113	8.0%
19. 11185	FOREMOST INS CO GRAND RAPIDS, MICHIGAN	1.4%	3.6%	1,451	2,949	1,508	1,978	67.1%
20. 41297	SCOTTSDALE INS CO	1.3%	1.5%	1,335	1,408	293	276	19.6%
21. 37273	AXIS INS CO	1.3%	0.9%	1,327	932	0	25	2.7%
22. 26905	CENTURY-NATIONAL INS CO	1.2%	1.0%	1,232	1,152	174	220	19.1%
23. 39845	WESTPORT INS CORP	1.2%	0.8%	1,217	1,071	534	671	62.6%
24. 20559	GENERAL SECURITY INDEMNITY CO OF ARIZONA	1.1%	0.8%	1,116	1,049	165	269	25.6%
25. 24813	BALBOA INS CO	1.1%	3.9%	1,082	2,754	1,334	1,384	50.2%
Current Year Top 25:		75.4%		77,190	80,273	18,803	24,800	30.9%
Total for Current Year: 270 Insurers				102,320	105,292	31,198	36,896	35.0%
Prior Year: 263 Insurers				105,880	105,152	54,729	48,423	46.1%

Company Names: CO = COMPANY CORP = CORPORATION INS = INSURANCE RRG = RISK RETENTION GROUP

Note: Due to rounding, numbers may not produce the totals presented.

Insurers Reporting may include insurers that did not have any written premiums but may have reported other activity such as Direct Premiums Earned, Dividends Paid, Losses Paid and Losses Incurred.

Total Arizona Premiums for This Line for All Insurers Reporting (\$000 Omitted)



HOMEOWNERS MULTIPLE PERIL

2012 Ranking of Top Twenty-Five Insurers by Premiums Written

(\$000 Omitted)

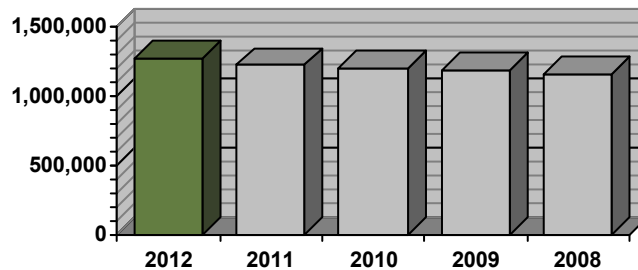
NAIC#	INSURER NAME	Market Share		PREMIUMS WRITTEN	PREMIUMS EARNED	LOSSES PAID	LOSSES INCURRED	LOSS RATIO
		'12	'11	(1)	(2)	(3)	(4)	(4)/(2)
1. 25143	STATE FARM FIRE AND CASUALTY CO	20.7%	21.0%	263,765	258,976	146,126	120,498	46.5%
2. 19275	AMERICAN FAMILY MUTUAL INS CO	6.6%	7.0%	84,523	85,102	43,164	36,550	42.9%
3. 21598	FARMERS INS CO OF ARIZONA	6.0%	6.9%	76,970	80,246	40,199	26,482	33.0%
4. 21652	FARMERS INS EXCHANGE	5.6%	4.6%	70,908	63,259	33,027	31,762	50.2%
5. 17230	ALLSTATE PROPERTY AND CASUALTY INS CO	5.0%	5.3%	63,908	66,123	35,156	25,637	38.8%
6. 25941	UNITED SERVICES AUTOMOBILE ASSOCIATION	3.5%	3.3%	44,787	42,943	28,536	22,032	51.3%
7. 19240	ALLSTATE INDEMNITY CO	2.9%	3.2%	37,202	38,446	22,312	15,868	41.3%
8. 25968	USAA CASUALTY INS CO	2.5%	2.4%	31,702	30,487	21,208	15,231	50.0%
9. 11185	FOREMOST INS CO GRAND RAPIDS, MICHIGAN	2.4%	2.5%	30,971	30,528	16,211	13,093	42.9%
10. 27998	TRAVELERS HOME AND MARINE INS CO, THE	2.2%	2.2%	28,652	28,212	14,052	13,354	47.3%
11. 26298	METROPOLITAN PROPERTY AND CASUALTY INS CO	2.2%	2.1%	27,507	26,680	15,452	16,030	60.1%
12. 19232	ALLSTATE INS CO	2.0%	2.1%	24,955	25,288	14,520	10,219	40.4%
13. 24740	SAFECO INS CO OF AMERICA	1.8%	1.5%	23,195	20,861	8,296	7,630	36.6%
14. 10921	AAA FIRE & CASUALTY INS CO	1.8%	1.7%	23,064	21,955	15,123	13,231	60.3%
15. 42404	LIBERTY INS CORP	1.8%	1.2%	22,385	18,134	8,625	9,524	52.5%
16. 34690	PROPERTY AND CASUALTY INS CO OF HARTFORD	1.7%	2.1%	22,252	23,936	12,789	10,880	45.5%
17. 20990	COUNTRY MUTUAL INS CO	1.3%	1.3%	16,272	16,071	10,680	10,014	62.3%
18. 20346	PACIFIC INDEMNITY CO	1.2%	1.3%	15,346	15,387	5,450	5,158	33.5%
19. 20419	HOMESITE INDEMNITY CO	1.0%	1.0%	13,381	12,949	6,965	6,349	49.0%
20. 13773	FARM BUREAU PROPERTY & CASUALTY INS CO	1.0%	1.0%	13,162	12,787	8,834	7,527	58.9%
21. 19623	AMERICAN SUMMIT INS CO	1.0%	0.9%	12,146	11,609	6,666	6,127	52.8%
22. 10872	AMERICAN STRATEGIC INS CORP.	1.0%	0.7%	12,118	10,790	4,299	5,275	48.9%
23. 29068	IDS PROPERTY CASUALTY INS CO	0.9%	0.8%	11,106	10,423	7,025	7,313	70.2%
24. 23035	LIBERTY MUTUAL FIRE INS CO	0.9%	1.0%	11,031	11,780	5,306	4,752	40.3%
25. 32700	OWNERS INS CO	0.8%	0.8%	9,843	9,728	4,690	4,853	49.9%
Current Year Top 25:		77.7%		991,153	972,698	534,710	445,389	45.8%
Total for Current Year: 175 Insurers				1,275,173	1,246,757	700,565	595,315	47.7%
Prior Year: 184 Insurers				1,221,244	1,208,812	1,543,316	1,173,632	97.1%

Company Names: CO = COMPANY CORP = CORPORATION INS = INSURANCE RRG = RISK RETENTION GROUP

Note: Due to rounding, numbers may not produce the totals presented.

Insurers Reporting may include insurers that did not have any written premiums but may have reported other activity such as Direct Premiums Earned, Dividends Paid, Losses Paid and Losses Incurred.

Total Arizona Premiums for This Line for All Insurers Reporting (\$000 Omitted)



COMMERCIAL MULTIPLE PERIL

2012 Ranking of Top Twenty-Five Insurers by Premiums Written

(\$000 Omitted)

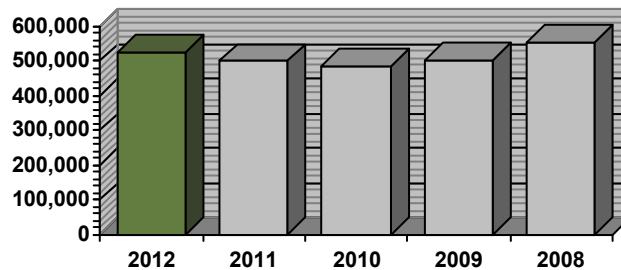
NAIC#	INSURER NAME	Market Share		PREMIUMS WRITTEN	PREMIUMS EARNED	LOSSES PAID	LOSSES INCURRED	LOSS RATIO	
		'12	'11	(1)	(2)	(3)	(4)	(4)/(2)	
1.	18058 PHILADELPHIA INDEMNITY INS CO	5.1%	4.7%	26,840	25,207	19,235	10,750	42.6%	
2.	21598 FARMERS INS CO OF ARIZONA	3.8%	4.0%	20,093	19,819	8,284	8,294	41.8%	
3.	25143 STATE FARM FIRE AND CASUALTY CO	3.8%	4.1%	19,922	20,294	12,068	10,996	54.2%	
4.	19240 ALLSTATE INDEMNITY CO	3.6%	3.5%	19,137	18,282	8,035	5,702	31.2%	
5.	19275 AMERICAN FAMILY MUTUAL INS CO	3.6%	3.7%	19,064	19,360	13,033	6,136	31.7%	
6.	21687 MID-CENTURY INS CO	3.3%	2.8%	17,476	15,881	15,300	13,733	86.5%	
7.	18333 PEERLESS INDEMNITY INS CO	3.1%	3.8%	16,080	17,778	14,756	13,214	74.3%	
8.	20281 FEDERAL INS CO	2.7%	2.5%	13,996	13,230	3,257	2,956	22.3%	
9.	19046 TRAVELERS CASUALTY INS CO OF AMERICA	2.6%	2.6%	13,952	13,547	14,156	11,961	88.3%	
10.	32700 OWNERS INS CO	2.6%	2.7%	13,666	13,775	8,099	5,458	39.6%	
11.	21652 FARMERS INS EXCHANGE	2.6%	2.5%	13,635	12,858	6,362	6,024	46.9%	
12.	29424 HARTFORD CASUALTY INS CO	2.5%	3.1%	13,110	14,364	7,095	2,924	20.4%	
13.	39217 QBE INS CORP	2.5%	2.0%	13,025	9,875	4,486	1,624	16.4%	
14.	21709 TRUCK INS EXCHANGE	2.5%	2.5%	12,957	12,827	12,895	8,823	68.8%	
15.	25674 TRAVELERS PROPERTY CASUALTY CO OF AMERICA	2.4%	3.0%	12,520	14,245	10,628	3,933	27.6%	
16.	10677 CINCINNATI INS CO, THE	2.4%	2.3%	12,423	12,092	7,049	5,512	45.6%	
17.	19100 AMCO INS CO	2.1%	2.0%	10,965	10,635	16,710	18,978	178.5%	
18.	11000 SENTINEL INS CO, LTD.	1.4%	1.2%	7,250	6,818	4,406	4,358	63.9%	
19.	13773 FARM BUREAU PROPERTY & CASUALTY INS CO	1.4%	1.5%	7,240	7,380	3,646	2,978	40.3%	
20.	24112 WESTFIELD INS CO	1.4%	1.3%	7,139	7,165	3,398	2,891	40.3%	
21.	20478 NATIONAL FIRE INS CO OF HARTFORD	1.3%	1.2%	6,637	6,437	2,563	3,101	48.2%	
22.	25666 TRAVELERS INDEMNITY CO OF AMERICA, THE	1.2%	0.9%	6,383	5,648	3,720	3,116	55.2%	
23.	25623 PHOENIX INS CO	1.2%	1.2%	6,369	6,425	3,508	4,222	65.7%	
24.	20508 VALLEY FORGE INS CO	1.2%	1.1%	6,201	5,931	3,649	2,148	36.2%	
25.	18988 AUTO-OWNERS INS CO	1.2%	1.4%	6,198	6,575	3,786	3,002	45.7%	
Current Year Top 25:		61.2%		322,277	316,445	210,124	162,832	51.5%	
Total for Current Year: 313 Insurers					526,971	515,967	347,480	238,144	46.2%
Prior Year: 309 Insurers					500,007	497,948	781,160	670,633	134.7%

Company Names: CO = COMPANY CORP = CORPORATION INS = INSURANCE RRG = RISK RETENTION GROUP

Note: Due to rounding, numbers may not produce the totals presented.

Insurers Reporting may include insurers that did not have any written premiums but may have reported other activity such as Direct Premiums Earned, Dividends Paid, Losses Paid and Losses Incurred.

Total Arizona Premiums for This Line for All Insurers Reporting (\$000 Omitted)



MEDICAL MALPRACTICE

2012 Ranking of Top Twenty-Five Insurers by Premiums Written

(\$000 Omitted)

NAIC#	INSURER NAME	Market Share		PREMIUMS WRITTEN	PREMIUMS EARNED	LOSSES PAID	LOSSES INCURRED	LOSS RATIO
		'12	'11	(1)	(2)	(3)	(4)	(4)/(2)
1.	32832 MUTUAL INS CO OF ARIZONA	63.8%	64.2%	115,747	119,341	48,490	27,314	22.9%
2.	11843 MEDICAL PROTECTIVE CO, THE	5.0%	5.7%	9,058	9,799	2,417	1,670	17.0%
3.	44083 PREFERRED PHYSICIANS MEDICAL RRG, INC.	4.2%	4.2%	7,622	7,575	0	125	1.7%
4.	20443 CONTINENTAL CASUALTY CO	2.6%	2.7%	4,672	4,971	3,844	4,758	95.7%
5.	34495 DOCTORS' CO, AN INTERINSURANCE EXCHANGE, THE	2.5%	1.9%	4,534	4,117	281	(251)	(6.1%)
6.	12754 MEDICUS INS CO	2.5%	1.5%	4,475	4,052	0	1,518	37.5%
7.	20427 AMERICAN CASUALTY CO OF READING, PENNSYLVANIA	2.1%	1.9%	3,855	3,835	968	139	3.6%
8.	11598 APPLIED MEDICO-LEGAL SOLUTIONS RRG, INC.	2.1%	2.5%	3,789	4,182	850	(360)	(8.6%)
9.	13067 PROFESSIONALS RRG, INC.	1.8%	1.8%	3,219	3,219	2,425	1,686	52.4%
10.	19445 NATIONAL UNION FIRE INS CO OF PITTSBURGH, PA	1.3%	1.1%	2,424	2,310	486	392	17.0%
11.	44105 OPHTHALMIC MUTUAL INS. CO., RRG	1.1%	1.0%	1,934	1,821	233	976	53.6%
12.	15865 NCMIC INS CO	1.0%	1.0%	1,843	1,873	23	50	2.7%
13.	11976 CENTURION MEDICAL LIABILITY PROTECTIVE RRG, INC.	0.9%	0.9%	1,661	1,662	0	233	14.0%
14.	14460 PODIATRY INS CO OF AMERICA	0.9%	0.8%	1,550	1,533	354	546	35.6%
15.	22667 ACE AMERICAN INS CO	0.8%	0.8%	1,511	1,472	751	531	36.1%
16.	44121 OMS NATIONAL INS CO, RRG	0.7%	0.6%	1,248	1,241	37	0	0.0%
17.	19917 LIBERTY INS UNDERWRITERS INC.	0.6%	0.9%	1,048	1,072	9	434	40.4%
18.	26257 MUTUAL RRG, INC. (THE)	0.5%	0.6%	971	971	438	(816)	(84.0%)
19.	10903 AMERICAN EXCESS INS EXCHANGE	0.5%	0.5%	938	949	0	(37)	(3.9%)
20.	12373 CARING COMMUNITIES, A RECIPROCAL RRG	0.5%	0.4%	839	839	808	815	97.0%
21.	12189 OCEANUS INS CO, A RRG	0.4%	0.4%	708	671	225	13	2.0%
22.	12167 CHARITABLE SERVICE PROVIDERS RECIPROCAL RRG	0.4%	0.5%	707	707	1	11	1.6%
23.	11840 FAIRWAY PHYSICIANS INS CO, A RRG	0.3%	0.2%	615	556	0	71	12.8%
24.	11798 CONTINUING CARE RRG, INC.	0.3%	0.3%	608	608	472	468	77.0%
25.	11710 ALLIED PROFESSIONALS INS CO, RRG	0.3%	0.2%	537	425	3	41	9.7%
Current Year Top 25:		97.1%		176,113	179,801	63,115	40,327	22.4%
Total for Current Year: 86 Insurers				181,435	185,228	64,312	39,441	21.3%
Prior Year: 89 Insurers				191,967	195,201	66,306	30,292	15.5%

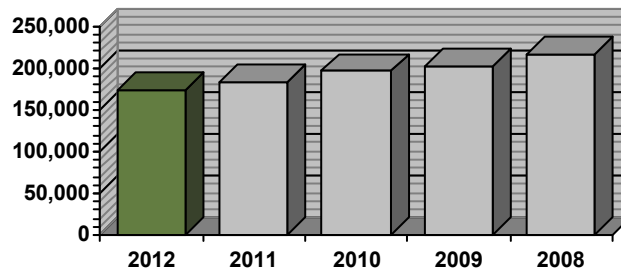
Company Names: CO = COMPANY CORP = CORPORATION INS = INSURANCE RRG = RISK RETENTION GROUP

Note: Due to rounding, numbers may not produce the totals presented.

Insurers Reporting may include insurers that did not have any written premiums but may have reported other activity such as Direct Premiums Earned, Dividends Paid, Losses Paid and Losses Incurred.

Total Arizona Premiums for This Line for All Insurers Reporting

(\$000 Omitted)



WORKERS' COMPENSATION

2012 Ranking of Top Twenty-Five Insurers by Premiums Written

(\$000 Omitted)

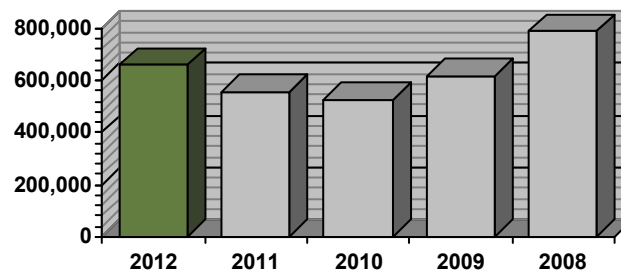
NAIC#	INSURER NAME	Market Share		PREMIUMS WRITTEN	PREMIUMS EARNED	LOSSES PAID	LOSSES INCURRED	LOSS RATIO
		'12	'11	(1)	(2)	(3)	(4)	(4)/(2)
1.	36714 SCF ARIZONA	10.6%	13.8%	69,642	72,471	163,409	75,741	104.5%
2.	13043 SCF GENERAL INS CO	5.8%	4.8%	38,098	36,117	12,064	27,604	76.4%
3.	25674 TRAVELERS PROPERTY CASUALTY CO OF AMERICA	5.8%	3.3%	37,955	26,599	15,866	24,654	92.7%
4.	13209 SCF WESTERN INS CO	3.3%	3.4%	21,543	21,761	10,287	23,181	106.5%
5.	25658 TRAVELERS INDEMNITY CO, THE	2.9%	2.7%	19,113	17,628	7,882	15,317	86.9%
6.	13751 SCF AMERICAN INS CO	2.6%	1.1%	17,451	13,426	4,783	13,900	103.5%
7.	29459 TWIN CITY FIRE INS CO	2.5%	2.8%	16,735	16,972	9,156	30,839	181.7%
8.	16535 ZURICH AMERICAN INS CO	2.5%	2.5%	16,318	16,262	6,259	4,594	28.2%
9.	40142 AMERICAN ZURICH INS CO	2.3%	2.1%	14,962	14,200	2,714	8,736	61.5%
10.	13210 SCF CASUALTY INS CO	1.7%	1.4%	11,521	10,366	3,536	6,370	61.5%
11.	12741 SCF PREMIER INS CO	1.6%	4.0%	10,774	15,938	12,643	17,207	108.0%
12.	42404 LIBERTY INS CORP	1.5%	2.3%	10,000	9,553	5,064	5,595	58.6%
13.	13929 SCF NATIONAL INS CO	1.5%	0.8%	9,574	7,784	1,759	6,219	79.9%
14.	19070 STANDARD FIRE INS CO, THE	1.4%	1.7%	8,939	9,502	3,581	5,152	54.2%
15.	19410 COMMERCE AND INDUSTRY INS CO	1.4%	1.2%	8,924	8,389	3,443	4,199	50.1%
16.	13928 SCF INDEMNITY INS CO	1.2%	0.8%	8,150	6,742	2,591	8,165	121.1%
17.	26042 WAUSAU UNDERWRITERS INS CO	1.2%	1.4%	8,028	8,832	4,204	9,875	111.8%
18.	19445 NATIONAL UNION FIRE INS CO OF PITTSBURGH, PA	1.2%	0.0%	7,727	7,923	7,798	15,159	191.3%
19.	23841 NEW HAMPSHIRE INS CO	1.2%	3.2%	7,673	10,339	4,904	6,037	58.4%
20.	18988 AUTO-OWNERS INS CO	1.1%	1.1%	7,248	6,548	3,855	8,495	129.7%
21.	25011 WESCO INS CO	1.0%	0.9%	6,789	5,910	2,113	3,529	59.7%
22.	15105 SAFETY NATIONAL CASUALTY CORP	1.0%	1.1%	6,686	6,180	615	4,340	70.2%
23.	41785 COLORADO CASUALTY INS CO	1.0%	1.6%	6,426	8,014	3,349	4,705	58.7%
24.	20281 FEDERAL INS CO	1.0%	1.0%	6,379	5,768	1,852	3,687	63.9%
25.	44300 TOWER INS CO OF NEW YORK	0.9%	0.6%	6,076	5,112	1,429	3,402	66.6%
Current Year Top 25:		58.1%		382,729	368,336	295,153	336,702	91.4%
Total for Current Year: 336 Insurers				659,023	631,984	441,676	510,959	80.8%
Prior Year: 334 Insurers				554,039	555,295	432,672	398,410	71.7%

Company Names: CO = COMPANY CORP = CORPORATION INS = INSURANCE RRG = RISK RETENTION GROUP

Note: Due to rounding, numbers may not produce the totals presented.

Insurers Reporting may include insurers that did not have any written premiums but may have reported other activity such as Direct Premiums Earned, Dividends Paid, Losses Paid and Losses Incurred.

Total Arizona Premiums for This Line for All Insurers Reporting (\$000 Omitted)



OTHER LIABILITY

2012 Ranking of Top Twenty-Five Insurers by Premiums Written

(\$000 Omitted)

NAIC#	INSURER NAME	Market Share		PREMIUMS WRITTEN	PREMIUMS EARNED	LOSSES PAID	LOSSES INCURRED	LOSS RATIO
		'12	'11	(1)	(2)	(3)	(4)	(4)/(2)
1. 19445	NATIONAL UNION FIRE INS CO OF PITTSBURGH, PA	6.9%	9.0%	34,152	35,510	27,562	12,106	34.1%
2. 22667	ACE AMERICAN INS CO	5.1%	8.3%	25,588	25,820	6,938	(9,527)	(36.9%)
3. 20281	FEDERAL INS CO	4.0%	4.2%	19,866	20,976	9,037	15,078	71.9%
4. 25143	STATE FARM FIRE AND CASUALTY CO	3.7%	3.9%	18,492	18,443	4,003	4,092	22.2%
5. 20443	CONTINENTAL CASUALTY CO	3.4%	3.2%	16,873	16,207	6,245	6,996	43.2%
6. 16535	ZURICH AMERICAN INS CO	2.8%	0.3%	13,888	12,807	9,156	7,060	55.1%
7. 18058	PHILADELPHIA INDEMNITY INS CO	2.4%	2.5%	11,993	11,933	6,645	14,419	120.8%
8. 12831	STATE NATIONAL INS CO, INC.	1.5%	0.4%	7,566	7,376	1,294	4,417	59.9%
9. 31194	TRAVELERS CASUALTY AND SURETY CO OF AMERICA	1.5%	1.5%	7,284	7,181	3,009	2,883	40.1%
10. 29700	NORTH AMERICAN ELITE INS CO	1.4%	1.4%	7,092	7,526	0	0	0.0%
11. 42307	NAVIGATORS INS CO	1.4%	1.3%	6,822	6,812	752	5,236	76.9%
12. 38318	STARR INDEMNITY & LIABILITY CO	1.3%	1.6%	6,627	7,000	120	3,270	46.7%
13. 21652	FARMERS INS EXCHANGE	1.3%	1.4%	6,509	6,535	4,241	2,438	37.3%
14. 25658	TRAVELERS INDEMNITY CO, THE	1.3%	1.3%	6,394	6,253	544	2,125	34.0%
15. 19917	LIBERTY INS UNDERWRITERS INC.	1.3%	1.0%	6,329	6,128	458	4,291	70.0%
16. 11255	CATERPILLAR INS CO	1.3%	1.0%	6,314	4,657	1,669	1,203	25.8%
17. 22322	GREENWICH INS CO	1.2%	1.1%	6,206	5,805	4,168	3,899	67.2%
18. 25674	TRAVELERS PROPERTY CASUALTY CO OF AMERICA	1.2%	1.5%	6,185	6,268	2,241	5,252	83.8%
19. 19275	AMERICAN FAMILY MUTUAL INS CO	1.2%	1.2%	5,963	5,944	2,515	1,852	31.2%
20. 16691	GREAT AMERICAN INS CO	1.2%	1.1%	5,822	5,472	729	720	13.2%
21. 10639	ATTORNEYS' LIABILITY ASSURANCE SOCIETY, INC. A RR	1.2%	1.3%	5,793	5,793	47,599	60,542	1045.1%
22. 19100	AMCO INS CO	1.1%	1.1%	5,509	5,428	3,311	3,825	70.5%
23. 20699	ACE PROPERTY AND CASUALTY INS CO	1.1%	0.7%	5,490	3,268	19	820	25.1%
24. 37885	XL SPECIALTY INS CO	1.1%	1.0%	5,408	4,745	3,311	1,198	25.2%
25. 24147	OLD REPUBLIC INS CO	1.1%	1.2%	5,298	5,206	4,720	3,228	62.0%
Current Year Top 25:		51.0%		253,463	249,093	150,288	157,422	63.2%
Total for Current Year: 498 Insurers				496,884	486,136	256,314	243,033	50.0%
Prior Year: 497 Insurers				474,633	487,969	269,284	265,474	54.4%

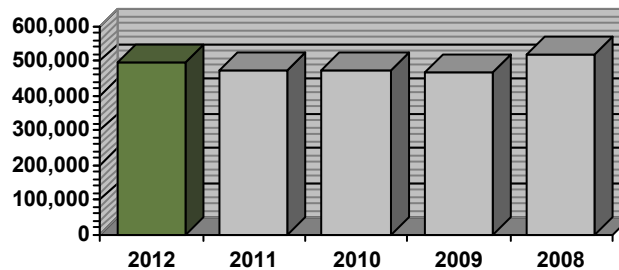
Company Names: CO = COMPANY CORP = CORPORATION INS = INSURANCE RRG = RISK RETENTION GROUP

Note: Due to rounding, numbers may not produce the totals presented.

Insurers Reporting may include insurers that did not have any written premiums but may have reported other activity such as Direct Premiums Earned, Dividends Paid, Losses Paid and Losses Incurred.

Total Arizona Premiums for This Line for All Insurers Reporting

(\$000 Omitted)



PRIVATE PASSENGER AUTOMOBILE LIABILITY

2012 Ranking of Top Twenty-Five Insurers by Premiums Written

(\$000 Omitted)

NAIC#	INSURER NAME	Market Share		PREMIUMS WRITTEN	PREMIUMS EARNED	LOSSES PAID	LOSSES INCURRED	LOSS RATIO
		'12	'11	(1)	(2)	(3)	(4)	(4)/(2)
1.	25178 STATE FARM MUTUAL AUTOMOBILE INS CO	15.1%	15.2%	305,509	303,347	176,820	172,233	56.8%
2.	21598 FARMERS INS CO OF ARIZONA	9.1%	8.8%	184,004	178,333	109,244	117,608	65.9%
3.	11851 PROGRESSIVE ADVANCED INS CO	6.2%	6.0%	124,260	121,280	72,602	74,728	61.6%
4.	19275 AMERICAN FAMILY MUTUAL INS CO	5.1%	5.5%	102,982	103,268	71,309	70,090	67.9%
5.	29688 ALLSTATE FIRE AND CASUALTY INS CO	4.5%	4.3%	90,089	89,288	56,328	62,357	69.8%
6.	37834 PROGRESSIVE PREFERRED INS CO	4.2%	4.1%	85,538	83,140	54,458	59,253	71.3%
7.	35882 GEICO GENERAL INS CO	4.2%	4.4%	84,652	85,438	64,610	57,949	67.8%
8.	41491 GEICO CASUALTY CO	3.2%	0.9%	65,113	53,321	22,169	41,742	78.3%
9.	25941 UNITED SERVICES AUTOMOBILE ASSOCIATION	2.7%	2.8%	55,234	55,205	34,248	33,794	61.2%
10.	25968 USAA CASUALTY INS CO	2.5%	2.6%	50,692	50,431	35,859	32,907	65.3%
11.	37770 AAA MEMBERS INS CO	1.9%	2.0%	39,378	38,231	25,688	22,607	59.1%
12.	25143 STATE FARM FIRE AND CASUALTY CO	1.9%	1.9%	39,343	38,955	24,128	21,912	56.2%
13.	22055 GEICO INDEMNITY CO	1.8%	2.4%	36,738	38,645	30,174	21,396	55.4%
14.	24740 SAFECO INS CO OF AMERICA	1.6%	1.3%	33,097	28,760	13,067	16,800	58.4%
15.	25089 COAST NATIONAL INS CO	1.5%	1.7%	29,987	31,204	22,519	22,560	72.3%
16.	22063 GOVERNMENT EMPLOYEES INS CO	1.5%	1.5%	29,502	29,798	20,464	16,890	56.7%
17.	27120 TRUMBULL INS CO	1.5%	1.5%	29,333	29,407	18,138	16,096	54.7%
18.	18139 PEAK PROPERTY AND CASUALTY INS CORP	1.3%	1.2%	26,522	25,680	14,283	16,432	64.0%
19.	23035 LIBERTY MUTUAL FIRE INS CO	1.2%	1.5%	23,751	26,639	20,310	20,615	77.4%
20.	36447 LM GENERAL INS CO	1.1%	0.6%	22,513	16,756	8,085	11,062	66.0%
21.	17230 ALLSTATE PROPERTY AND CASUALTY INS CO	0.9%	1.2%	18,444	19,266	13,612	11,241	58.3%
22.	19232 ALLSTATE INS CO	0.9%	1.1%	18,131	19,025	13,792	9,239	48.6%
23.	12521 SAFEWAY INS CO	0.8%	0.7%	16,715	15,410	9,265	10,175	66.0%
24.	18600 USAA GENERAL INDEMNITY CO	0.8%	0.6%	16,552	15,452	9,339	13,476	87.2%
25.	40169 METROPOLITAN CASUALTY INS CO	0.8%	1.0%	16,477	17,344	15,162	13,979	80.6%
Current Year Top 25:		76.4%		1,544,556	1,513,623	955,672	967,140	63.9%
Total for Current Year: 283 Insurers				2,020,461	1,984,713	1,296,737	1,307,223	65.9%
Prior Year: 301 Insurers				1,929,881	1,924,577	1,215,979	1,253,579	65.1%

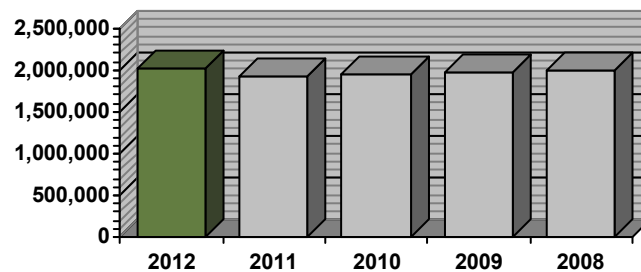
Company Names: CO = COMPANY CORP = CORPORATION INS = INSURANCE RRG = RISK RETENTION GROUP

Note: Due to rounding, numbers may not produce the totals presented.

Insurers Reporting may include insurers that did not have any written premiums but may have reported other activity such as Direct Premiums Earned, Dividends Paid, Losses Paid and Losses Incurred.

Total Arizona Premiums for This Line for All Insurers Reporting

(\$000 Omitted)



COMMERCIAL AUTOMOBILE LIABILITY

2012 Ranking of Top Twenty-Five Insurers by Premiums Written

(\$000 Omitted)

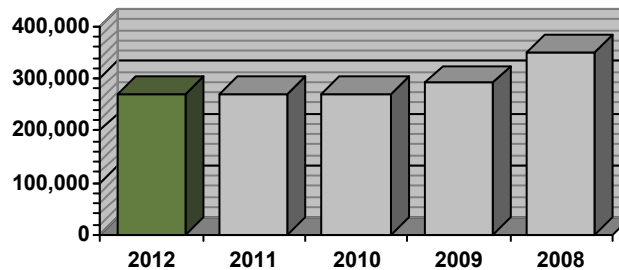
NAIC#	INSURER NAME	Market Share		PREMIUMS WRITTEN	PREMIUMS EARNED	LOSSES PAID	LOSSES INCURRED	LOSS RATIO
		'12	'11	(1)	(2)	(3)	(4)	(4)/(2)
1.	11770 UNITED FINANCIAL CASUALTY CO	4.9%	4.9%	13,375	13,458	6,345	8,797	65.4%
2.	21326 EMPIRE FIRE AND MARINE INS CO	3.8%	3.4%	10,462	10,590	2,086	4,777	45.1%
3.	18058 PHILADELPHIA INDEMNITY INS CO	3.3%	2.9%	8,996	8,495	4,758	5,966	70.2%
4.	25674 TRAVELERS PROPERTY CASUALTY CO OF AMERICA	2.8%	3.0%	7,600	7,748	4,809	5,280	68.2%
5.	18333 PEERLESS INDEMNITY INS CO	2.7%	3.4%	7,390	8,450	4,965	6,391	75.6%
6.	19100 AMCO INS CO	2.6%	2.4%	7,152	6,923	3,426	6,555	94.7%
7.	32700 OWNERS INS CO	2.6%	2.5%	7,017	7,009	2,849	3,874	55.3%
8.	16535 ZURICH AMERICAN INS CO	2.5%	2.3%	6,789	6,425	4,264	687	10.7%
9.	19445 NATIONAL UNION FIRE INS CO OF PITTSBURGH, PA	2.5%	2.5%	6,712	7,090	9,589	7,819	110.3%
10.	10677 CINCINNATI INS CO, THE	2.4%	2.4%	6,492	6,549	1,959	1,844	28.2%
11.	21415 EMPLOYERS MUTUAL CASUALTY CO	2.3%	2.6%	6,359	6,771	4,484	2,502	36.9%
12.	25615 CHARTER OAK FIRE INS CO	2.1%	2.2%	5,691	5,877	4,036	3,784	64.4%
13.	23787 NATIONWIDE MUTUAL INS CO	2.0%	2.3%	5,432	5,849	6,163	2,506	42.8%
14.	11371 GREAT WEST CASUALTY CO	1.9%	2.1%	5,304	5,726	3,578	4,252	74.3%
15.	21687 MID-CENTURY INS CO	1.7%	1.6%	4,718	4,525	1,994	3,596	79.5%
16.	24112 WESTFIELD INS CO	1.7%	1.9%	4,715	4,931	1,840	1,222	24.8%
17.	14184 ACUITY, A MUTUAL INS CO	1.5%	1.4%	4,161	4,065	1,321	278	6.8%
18.	22667 ACE AMERICAN INS CO	1.2%	1.4%	3,210	3,524	2,040	868	24.6%
19.	22543 SECURA INS, A MUTUAL CO	1.2%	1.2%	3,170	3,164	2,462	2,644	83.6%
20.	21709 TRUCK INS EXCHANGE	1.2%	1.2%	3,153	3,202	2,134	1,367	42.7%
21.	19275 AMERICAN FAMILY MUTUAL INS CO	1.1%	1.2%	2,968	3,068	1,903	1,799	58.7%
22.	13773 FARM BUREAU PROPERTY & CASUALTY INS CO	1.0%	1.2%	2,681	2,943	1,229	2,852	96.9%
23.	18988 AUTO-OWNERS INS CO	1.0%	1.2%	2,652	2,902	2,407	3,298	113.7%
24.	23540 MONTEREY INS CO	0.9%	0.8%	2,571	2,348	1,147	2,768	117.9%
25.	42587 DEPOSITORS INS CO	0.9%	0.8%	2,518	2,301	532	1,050	45.6%
Current Year Top 25:		51.7%		141,288	143,932	82,317	86,775	60.3%
Total for Current Year: 346 Insurers				273,190	271,158	169,606	162,457	59.9%
Prior Year: 345 Insurers				271,012	272,214	151,393	115,922	42.6%

Company Names: CO = COMPANY CORP = CORPORATION INS = INSURANCE RRG = RISK RETENTION GROUP

Note: Due to rounding, numbers may not produce the totals presented.

Insurers Reporting may include insurers that did not have any written premiums but may have reported other activity such as Direct Premiums Earned, Dividends Paid, Losses Paid and Losses Incurred.

Total Arizona Premiums for This Line for All Insurers Reporting (\$000 Omitted)



PRIVATE PASSENGER AUTOMOBILE PHYSICAL DAMAGE

2012 Ranking of Top Twenty-Five Insurers by Premiums Written

(\$000 Omitted)

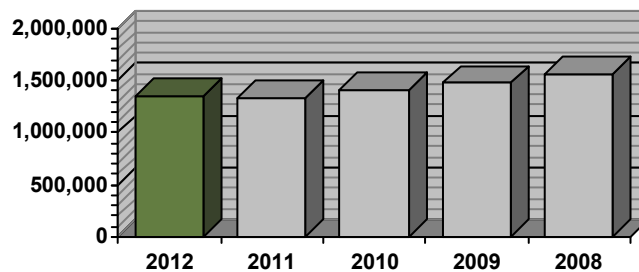
NAIC#	INSURER NAME	Market Share		PREMIUMS WRITTEN	PREMIUMS EARNED	LOSSES PAID	LOSSES INCURRED	LOSS RATIO
		'12	'11	(1)	(2)	(3)	(4)	(4)/(2)
1.	25178 STATE FARM MUTUAL AUTOMOBILE INS CO	15.2%	15.4%	205,499	202,459	141,005	138,481	68.4%
2.	21598 FARMERS INS CO OF ARIZONA	9.1%	9.1%	123,494	123,288	65,953	64,100	52.0%
3.	29688 ALLSTATE FIRE AND CASUALTY INS CO	5.8%	5.7%	78,007	77,712	37,084	35,399	45.6%
4.	19275 AMERICAN FAMILY MUTUAL INS CO	5.8%	5.8%	77,864	77,260	41,189	38,942	50.4%
5.	11851 PROGRESSIVE ADVANCED INS CO	5.2%	5.0%	70,011	69,231	48,257	48,110	69.5%
6.	35882 GEICO GENERAL INS CO	4.2%	4.9%	56,208	57,170	36,178	35,243	61.6%
7.	37834 PROGRESSIVE PREFERRED INS CO	3.5%	3.5%	47,789	48,044	30,533	30,714	63.9%
8.	25941 UNITED SERVICES AUTOMOBILE ASSOCIATION	3.2%	3.2%	43,629	43,563	26,524	26,430	60.7%
9.	25968 USAA CASUALTY INS CO	2.8%	2.8%	38,367	38,238	23,643	23,312	61.0%
10.	41491 GEICO CASUALTY CO	2.7%	0.7%	37,204	29,984	27,129	29,677	99.0%
11.	37770 AAA MEMBERS INS CO	2.0%	1.9%	26,405	25,327	15,418	15,682	61.9%
12.	24740 SAFECO INS CO OF AMERICA	1.9%	1.3%	25,554	21,721	12,468	12,304	56.6%
13.	25143 STATE FARM FIRE AND CASUALTY CO	1.8%	1.8%	24,651	24,319	18,482	18,232	75.0%
14.	22055 GEICO INDEMNITY CO	1.8%	2.2%	24,275	25,035	12,751	12,399	49.5%
15.	19232 ALLSTATE INS CO	1.6%	1.9%	21,575	22,428	6,046	5,720	25.5%
16.	22063 GOVERNMENT EMPLOYEES INS CO	1.6%	1.9%	21,149	21,573	13,382	13,182	61.1%
17.	23035 LIBERTY MUTUAL FIRE INS CO	1.5%	1.9%	20,168	22,745	10,104	9,676	42.5%
18.	17230 ALLSTATE PROPERTY AND CASUALTY INS CO	1.4%	1.6%	18,758	19,328	7,549	7,124	36.9%
19.	36447 LM GENERAL INS CO	1.3%	0.6%	17,699	13,127	10,064	10,064	76.7%
20.	18600 USAA GENERAL INDEMNITY CO	1.2%	0.9%	16,507	15,568	9,224	9,279	59.6%
21.	25089 COAST NATIONAL INS CO	1.1%	1.5%	15,518	16,942	8,863	6,166	36.4%
22.	27120 TRUMBULL INS CO	1.1%	1.1%	14,279	14,526	10,625	10,536	72.5%
23.	40169 METROPOLITAN CASUALTY INS CO	0.9%	1.0%	11,838	12,696	6,793	6,478	51.0%
24.	24260 PROGRESSIVE CASUALTY INS CO	0.7%	0.7%	10,023	9,908	5,506	5,659	57.1%
25.	21008 COUNTRY PREFERRED INS CO	0.7%	0.8%	9,968	9,990	4,982	5,213	52.2%
Current Year Top 25:		78.1%		1,056,441	1,042,185	629,750	618,122	59.3%
Total for Current Year: 271 Insurers				1,353,147	1,340,909	787,628	774,688	57.8%
Prior Year: 281 Insurers				1,339,767	1,357,346	821,081	808,734	59.6%

Company Names: CO = COMPANY CORP = CORPORATION INS = INSURANCE RRG = RISK RETENTION GROUP

Note: Due to rounding, numbers may not produce the totals presented.

Insurers Reporting may include insurers that did not have any written premiums but may have reported other activity such as Direct Premiums Earned, Dividends Paid, Losses Paid and Losses Incurred.

Total Arizona Premiums for This Line for All Insurers Reporting (\$000 Omitted)



COMMERCIAL AUTOMOBILE PHYSICAL DAMAGE

2012 Ranking of Top Twenty-Five Insurers by Premiums Written

(\$000 Omitted)

NAIC#	INSURER NAME	Market Share		PREMIUMS WRITTEN	PREMIUMS EARNED	LOSSES PAID	LOSSES INCURRED	LOSS RATIO	
		'12	'11	(1)	(2)	(3)	(4)	(4)/(2)	
1.	11770 UNITED FINANCIAL CASUALTY CO	5.4%	5.1%	3,858	3,689	2,121	2,349	63.7%	
2.	32700 OWNERS INS CO	4.1%	4.4%	2,936	2,900	1,632	1,636	56.4%	
3.	25674 TRAVELERS PROPERTY CASUALTY CO OF AMERICA	2.7%	2.4%	1,927	1,786	640	885	49.6%	
4.	10677 CINCINNATI INS CO, THE	2.5%	2.6%	1,821	1,772	790	755	42.6%	
5.	11371 GREAT WEST CASUALTY CO	2.4%	2.6%	1,758	1,811	1,495	1,473	81.4%	
6.	18333 PEERLESS INDEMNITY INS CO	2.4%	3.1%	1,734	1,963	1,353	1,294	65.9%	
7.	18058 PHILADELPHIA INDEMNITY INS CO	2.3%	2.1%	1,686	1,584	870	860	54.3%	
8.	21415 EMPLOYERS MUTUAL CASUALTY CO	2.3%	2.6%	1,639	1,752	692	821	46.8%	
9.	21687 MID-CENTURY INS CO	2.2%	2.2%	1,616	1,503	1,150	1,171	77.9%	
10.	25615 CHARTER OAK FIRE INS CO	2.2%	2.0%	1,582	1,566	1,112	1,227	78.3%	
11.	22667 ACE AMERICAN INS CO	2.0%	1.6%	1,415	1,399	515	521	37.2%	
12.	26344 GREAT AMERICAN ASSURANCE CO	1.9%	1.4%	1,348	1,354	583	619	45.7%	
13.	24112 WESTFIELD INS CO	1.9%	2.0%	1,347	1,371	550	528	38.5%	
14.	19100 AMCO INS CO	1.7%	1.7%	1,235	1,224	1,094	1,034	84.5%	
15.	41181 UNIVERSAL UNDERWRITERS INS CO	1.7%	1.6%	1,203	1,202	224	290	24.1%	
16.	23540 MONTEREY INS CO	1.7%	0.9%	1,201	968	642	632	65.3%	
17.	14184 ACUITY, A MUTUAL INS CO	1.6%	1.5%	1,181	1,133	664	455	40.2%	
18.	18988 AUTO-OWNERS INS CO	1.6%	1.9%	1,162	1,229	253	349	28.4%	
19.	19275 AMERICAN FAMILY MUTUAL INS CO	1.6%	1.7%	1,159	1,189	516	541	45.5%	
20.	21709 TRUCK INS EXCHANGE	1.6%	1.8%	1,135	1,166	393	378	32.5%	
21.	23787 NATIONWIDE MUTUAL INS CO	1.5%	1.8%	1,091	1,180	586	609	51.6%	
22.	22608 NATIONAL SPECIALTY INS CO	1.3%	1.9%	928	1,032	437	2,127	206.2%	
23.	13773 FARM BUREAU PROPERTY & CASUALTY INS CO	1.3%	1.5%	907	969	552	534	55.1%	
24.	19232 ALLSTATE INS CO	1.0%	0.5%	753	468	310	345	73.7%	
25.	19720 AMERICAN ALTERNATIVE INS CORP	1.0%	1.1%	739	762	98	232	30.5%	
Current Year Top 25:		51.9%		37,359	36,970	19,274	21,663	58.6%	
Total for Current Year: 306 Insurers					71,981	70,689	38,774	40,934	57.9%
Prior Year: 315 Insurers					68,345	68,683	43,205	41,585	60.5%

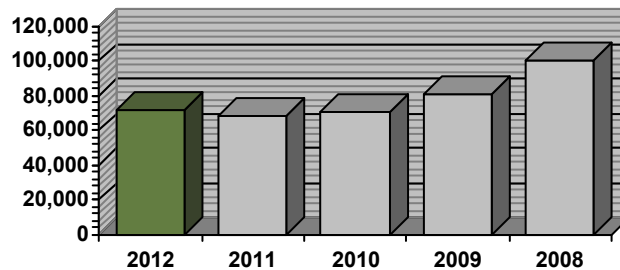
Company Names: CO = COMPANY CORP = CORPORATION INS = INSURANCE RRG = RISK RETENTION GROUP

Note: Due to rounding, numbers may not produce the totals presented.

Insurers Reporting may include insurers that did not have any written premiums but may have reported other activity such as Direct Premiums Earned, Dividends Paid, Losses Paid and Losses Incurred.

Total Arizona Premiums for This Line for All Insurers Reporting

(\$000 Omitted)



SURETY

2012 Ranking of Top Twenty-Five Insurers by Premiums Written

(\$000 Omitted)

NAIC#	INSURER NAME	Market Share		PREMIUMS WRITTEN	PREMIUMS EARNED	LOSSES PAID	LOSSES INCURRED	LOSS RATIO
		'12	'11	(1)	(2)	(3)	(4)	(4)/(2)
1.	31194 TRAVELERS CASUALTY AND SURETY CO OF AMERICA	17.8%	14.5%	16,252	14,292	1,272	(1,732)	(12.1%)
2.	23043 LIBERTY MUTUAL INS CO	9.2%	7.8%	8,457	8,142	2	(54)	(0.7%)
3.	39306 FIDELITY AND DEPOSIT CO OF MARYLAND	8.4%	9.2%	7,661	8,750	(215)	243	2.8%
4.	13188 WESTERN SURETY CO	6.5%	6.6%	5,985	6,107	(19)	229	3.7%
5.	14494 MERCHANTS BONDING CO (MUTUAL)	4.9%	4.9%	4,447	4,409	198	133	3.0%
6.	24740 SAFECO INS CO OF AMERICA	4.0%	5.8%	3,619	4,348	26,419	36,721	844.6%
7.	13056 RLI INS CO	3.9%	4.0%	3,569	3,557	131	(8)	(0.2%)
8.	20281 FEDERAL INS CO	3.6%	3.8%	3,271	3,605	6	128	3.5%
9.	10111 AMERICAN BANKERS INS CO OF FLORIDA	3.0%	1.1%	2,702	2,702	1,611	1,610	59.6%
10.	19682 HARTFORD FIRE INS CO	2.6%	2.1%	2,383	2,223	15	(16)	(0.7%)
11.	24074 OHIO CASUALTY INS CO, THE	2.4%	2.1%	2,232	2,512	168	210	8.4%
12.	16691 GREAT AMERICAN INS CO	2.2%	3.1%	2,047	2,416	174	(245)	(10.2%)
13.	10030 WESTCHESTER FIRE INS CO	2.1%	1.5%	1,960	1,645	0	428	26.0%
14.	10216 AMERICAN CONTRACTORS INDEMNITY CO	1.8%	1.8%	1,648	1,661	1,083	1,512	91.0%
15.	29424 HARTFORD CASUALTY INS CO	1.8%	1.8%	1,627	1,575	731	830	52.7%
16.	18619 PLATTE RIVER INS CO	1.8%	2.0%	1,626	1,709	176	173	10.1%
17.	11592 INTERNATIONAL FIDELITY INS CO	1.5%	1.3%	1,418	1,300	(31)	(3)	(0.2%)
18.	13307 LEXON INS CO	1.4%	1.0%	1,290	1,012	252	193	19.0%
19.	21415 EMPLOYERS MUTUAL CASUALTY CO	1.3%	1.4%	1,149	1,145	925	2,856	249.5%
20.	37206 CONTRACTORS BONDING AND INS CO	1.2%	1.9%	1,105	1,503	(253)	(420)	(28.0%)
21.	24112 WESTFIELD INS CO	1.1%	0.7%	984	630	975	1,868	296.3%
22.	19038 TRAVELERS CASUALTY AND SURETY CO	1.0%	0.7%	928	1,791	0	24	1.4%
23.	36650 GUARANTEE CO OF NORTH AMERICA USA, THE	1.0%	1.2%	908	839	(109)	1,771	211.1%
24.	11150 ARCH INS CO	0.9%	0.4%	831	642	163	271	42.2%
25.	22357 HARTFORD ACCIDENT AND INDEMNITY CO	0.8%	0.6%	773	889	0	39	4.4%
Current Year Top 25:		86.2%		78,874	79,402	33,674	46,762	58.9%
Total for Current Year: 184 Insurers				91,505	92,707	42,118	54,906	59.2%
Prior Year: 185 Insurers				87,672	92,086	8,278	2,371	2.6%

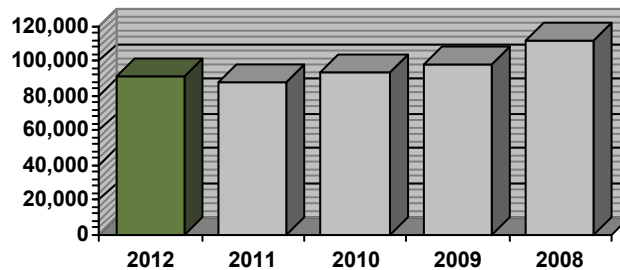
Company Names: CO = COMPANY CORP = CORPORATION INS = INSURANCE RRG = RISK RETENTION GROUP

Note: Due to rounding, numbers may not produce the totals presented.

Insurers Reporting may include insurers that did not have any written premiums but may have reported other activity such as Direct Premiums Earned, Dividends Paid, Losses Paid and Losses Incurred.

Total Arizona Premiums for This Line for All Insurers Reporting

(\$000 Omitted)



TOTAL PROPERTY AND CASUALTY

Excludes Accident and Health Insurance business and includes Finance and Service Charges

2012 Ranking of Top Twenty-Five Insurers by Premiums Written

(\$000 Omitted)

NAIC#	INSURER NAME	Market Share		PREMIUMS WRITTEN (1)	PREMIUMS EARNED (2)	LOSSES PAID (3)	LOSSES INCURRED (4)	LOSS RATIO (4)/(2)
		'12	'11					
1. 25178	STATE FARM MUTUAL AUTOMOBILE INS CO	6.7%	6.8%	517,993	509,091	319,925	312,936	61.5%
2. 21598	FARMERS INS CO OF ARIZONA	5.3%	5.4%	411,900	405,821	223,727	216,522	53.4%
3. 25143	STATE FARM FIRE AND CASUALTY CO	4.9%	5.1%	383,409	376,287	211,445	182,480	48.5%
4. 19275	AMERICAN FAMILY MUTUAL INS CO	3.9%	4.1%	301,274	298,967	174,800	156,523	52.4%
5. 11851	PROGRESSIVE ADVANCED INS CO	2.6%	2.5%	198,457	191,957	121,241	123,381	64.3%
6. 29688	ALLSTATE FIRE AND CASUALTY INS CO	2.2%	2.2%	169,589	167,001	93,411	97,757	58.5%
7. 25941	UNITED SERVICES AUTOMOBILE ASSOCIATION	2.0%	2.1%	158,190	155,436	95,409	88,469	56.9%
8. 35882	GEICO GENERAL INS CO	1.9%	2.1%	144,075	142,608	100,788	93,192	65.3%
9. 37834	PROGRESSIVE PREFERRED INS CO	1.8%	1.7%	136,029	131,172	84,993	89,970	68.6%
10. 25968	USAA CASUALTY INS CO	1.7%	1.7%	128,793	126,260	82,855	73,140	57.9%
11. 32832	MUTUAL INS CO OF ARIZONA	1.5%	1.7%	115,747	119,341	48,490	27,314	22.9%
12. 41491	GEICO CASUALTY CO	1.4%	0.4%	104,938	83,306	49,298	71,419	85.7%
13. 17230	ALLSTATE PROPERTY AND CASUALTY INS CO	1.3%	1.5%	103,898	106,765	57,124	44,728	41.9%
14. 21652	FARMERS INS EXCHANGE	1.3%	1.1%	99,253	89,278	45,043	42,315	47.4%
15. 24740	SAFECO INS CO OF AMERICA	1.3%	1.0%	98,085	86,481	65,184	77,792	90.0%
16. 23043	LIBERTY MUTUAL INS CO	1.1%	0.9%	81,664	80,246	41,859	42,050	52.4%
17. 25674	TRAVELERS PROPERTY CASUALTY CO OF AMERICA	1.0%	0.9%	79,852	70,827	39,222	45,159	63.8%
18. 19240	ALLSTATE INDEMNITY CO	1.0%	1.1%	79,246	79,264	44,043	34,941	44.1%
19. 19232	ALLSTATE INS CO	1.0%	1.2%	77,554	78,070	41,816	33,144	42.5%
20. 23035	LIBERTY MUTUAL FIRE INS CO	1.0%	1.1%	74,939	81,034	46,798	48,677	60.1%
21. 36714	SCF ARIZONA	0.9%	1.0%	69,642	72,471	163,409	75,741	104.5%
22. 37770	AAA MEMBERS INS CO	0.9%	0.9%	69,141	65,982	42,366	38,953	59.0%
23. 22055	GEICO INDEMNITY CO	0.8%	1.1%	62,927	63,680	42,925	33,795	53.1%
24. 19445	NATIONAL UNION FIRE INS CO OF PITTSBURGH, PA	0.8%	0.8%	62,840	63,764	56,747	10,066	15.8%
25. 20281	FEDERAL INS CO	0.8%	0.8%	60,748	61,113	20,817	28,830	47.2%
Current Year Top 25:		48.8%		3,790,185	3,706,222	2,313,733	2,089,296	56.4%
Total for Current Year: 867 Insurers				7,759,257	7,556,790	4,906,246	4,502,167	59.6%
Prior Year: 867 Insurers				7,405,344	7,363,099	6,475,245	5,631,505	76.5%

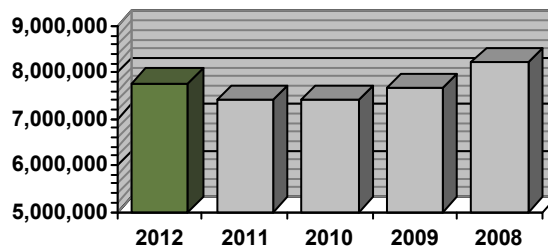
Company Names: CO = COMPANY CORP = CORPORATION INS = INSURANCE RRG = RISK RETENTION GROUP

Note: Due to rounding, numbers may not produce the totals presented.

Insurers Reporting may include insurers that did not have any written premiums but may have reported other activity such as Direct Premiums Earned, Dividends Paid, Losses Paid and Losses Incurred.

Total Arizona Property and Casualty Premiums for All Insurers Reporting

(\$000 Omitted)



TITLE

2012 Ranking of Top Twenty-Five† Insurers by Premiums Written

(\$000 Omitted)

NAIC#	INSURER NAME	Market Share		PREMIUMS WRITTEN*
		'12	'11	
1. 50814	FIRST AMERICAN TITLE INS CO	35.7%	37.9%	131,365
2. 50520	OLD REPUBLIC NATIONAL TITLE INS CO	15.6%	13.8%	57,277
3. 50229	CHICAGO TITLE INS CO	12.5%	11.1%	45,896
4. 51586	FIDELITY NATIONAL TITLE INS CO	11.4%	13.4%	41,929
5. 50083	COMMONWEALTH LAND TITLE INS CO	7.0%	6.8%	25,684
6. 50121	STEWART TITLE GUARANTY CO	6.5%	6.8%	24,000
7. 51020	NATIONAL TITLE INS OF NEW YORK INC.	3.7%	5.5%	13,530
8. 50016	TITLE RESOURCES GUARANTY CO	3.2%	2.6%	11,632
9. 12309	ALLIANT NATIONAL TITLE INS CO, INC.	2.1%	0.9%	7,620
10. 50050	WESTCOR LAND TITLE INS CO	1.1%	0.5%	4,172
11. 51411	AMERICAN GUARANTY TITLE INS CO	0.6%	0.0%	2,051
12. 50130	NORTH AMERICAN TITLE INS CO	0.5%	0.5%	1,981
13. 51152	WFG NATIONAL TITLE INS CO	0.2%	0.1%	657
14. 51632	ENTITLE INS CO	0.0%	0.0%	28
Current Year Top 25: (Only 14 Reported Premium)		100.0%		367,821
Total for Current Year: 19 Insurers				367,821
Prior Year: 18 Insurers				321,300

Company Names: CO = COMPANY CORP = CORPORATION INS = INSURANCE

Note: Due to rounding, numbers may not produce the totals presented.

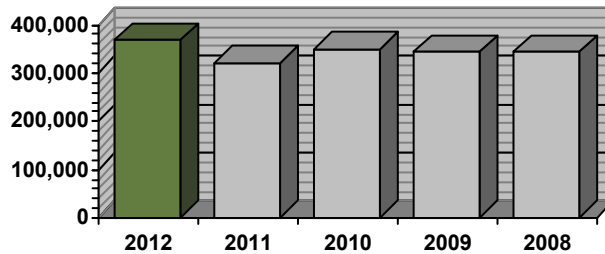
Insurers Reporting may include insurers that did not have any written premiums but may have reported other activity such as Direct Premiums Earned, Dividends Paid, Losses Paid and Losses Incurred.

* Premiums Written is the sum of Direct Premiums Written through Direct, Non-Affiliated Agency, and Affiliated Agency operations.

† There were only 14 of these Insurers reporting business in Arizona during Calendar Year 2012.

Total Arizona Premiums for This Line for All Insurers Reporting

(\$000 Omitted)



ACCIDENT AND HEALTH *

* Accident and Health Insurance includes, but is not limited to, Health, Limited Benefit, Credit, Long-Term Care, and Disability Income insurance.

2012 Ranking of Top Twenty-Five Insurers by Premiums Written

(\$000 Omitted)

NAIC#	INSURER NAME	Market Share		PREMIUMS WRITTEN (1)	PREMIUMS EARNED (2)	LOSSES PAID (3)	LOSSES INCURRED (4)	LOSS RATIO (4)/(2)
		'12	'11					
1. 79413	UNITEDHEALTHCARE INS CO	26.4%	28.8%	1,021,441	1,019,289	789,861	787,014	77.2%
2. 60054	AETNA LIFE INS CO	10.8%	9.9%	416,831	413,657	320,057	336,249	81.3%
3. 73288	HUMANA INS CO	8.2%	9.5%	318,981	319,490	252,314	254,636	79.7%
4. 66141	HEALTH NET LIFE INS CO	7.4%	7.3%	287,823	288,198	261,082	260,407	90.4%
5. 62308	CONNECTICUT GENERAL LIFE INS CO	4.0%	5.0%	154,084	159,218	120,363	115,540	72.6%
6. 62286	GOLDEN RULE INS CO	3.2%	2.9%	122,764	128,060	92,065	91,718	71.6%
7. 65978	METROPOLITAN LIFE INS CO	3.1%	3.3%	120,700	117,614	117,972	129,163	109.8%
8. 69868	UNITED OF OMAHA LIFE INS CO	1.8%	1.3%	68,387	67,982	53,586	56,376	82.9%
9. 67369	CIGNA HEALTH AND LIFE INS CO	1.6%	0.2%	62,425	62,004	41,768	47,597	76.8%
10. 60380	AMERICAN FAMILY LIFE ASSURANCE CO OF COLUMBUS	1.5%	1.5%	59,570	60,168	25,820	26,675	44.3%
11. 65498	LIFE INS CO OF NORTH AMERICA	1.3%	0.6%	49,013	49,013	22,802	31,547	64.4%
12. 70815	HARTFORD LIFE AND ACCIDENT INS CO	1.3%	1.4%	48,694	48,857	44,958	49,451	101.2%
13. 70025	GENWORTH LIFE INS CO	1.1%	1.0%	40,673	41,314	21,341	30,524	73.9%
14. 62235	UNUM LIFE INS CO OF AMERICA	0.9%	0.9%	36,643	37,135	33,613	35,382	95.3%
15. 69477	TIME INS CO	0.9%	0.9%	34,080	34,454	28,453	32,994	95.8%
16. 61271	PRINCIPAL LIFE INS CO	0.8%	1.0%	31,425	29,990	21,499	20,820	69.4%
17. 12577	UNIVERSAL HEALTH CARE INS CO, INC.	0.8%	0.6%	29,400	29,421	28,073	27,512	93.5%
18. 70408	UNION SECURITY INS CO	0.8%	0.8%	29,285	29,695	21,822	22,744	76.6%
19. 68241	PRUDENTIAL INS CO OF AMERICA, THE	0.8%	0.7%	29,278	30,219	25,743	31,084	102.9%
20. 67660	PENNSYLVANIA LIFE INS CO	0.8%	0.2%	29,227	28,387	20,606	20,316	71.6%
21. 65838	JOHN HANCOCK LIFE INS CO (U.S.A.)	0.7%	0.7%	28,405	28,881	9,565	15,663	54.2%
22. 64246	GUARDIAN LIFE INS CO OF AMERICA, THE	0.7%	0.6%	27,136	27,080	21,563	26,491	97.8%
23. 86231	TRANSAMERICA LIFE INS CO	0.7%	0.6%	25,385	25,394	13,009	14,168	55.8%
24. 65080	JOHN ALDEN LIFE INS CO	0.6%	0.7%	23,768	22,671	17,003	16,716	73.7%
25. 68608	SYMETRA LIFE INS CO	0.6%	0.5%	23,748	24,066	13,710	14,960	62.2%
Current Year Top 25:		80.6%		3,119,166	3,122,257	2,418,648	2,495,749	79.9%
Total for Current Year: 404 Insurers				3,872,086	3,864,497	2,956,779	3,061,086	79.2%
Prior Year: 419 Insurers				3,852,477	3,824,218	2,942,612	3,017,951	78.9%

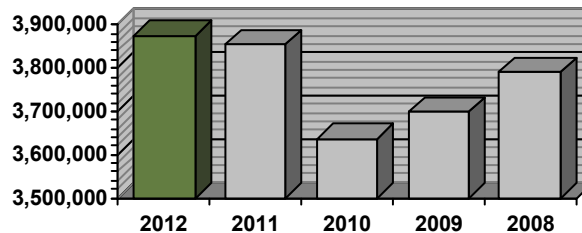
Company Names: CO = COMPANY CORP = CORPORATION INS = INSURANCE

Note: Due to rounding, numbers may not produce the totals presented.

Insurers Reporting may include insurers that did not have any written premiums but may have reported other activity such as Direct Premiums Earned, Dividends Paid, Losses Paid and Losses Incurred.

Total Arizona Premiums for This Line for All Insurers Reporting

(\$000 Omitted)



ALL OTHER HEALTH CARE

2012 Ranking of Top Twenty-Five† Insurers by Premiums Written

NAIC#	INSURER NAME	Market Share		PREMIUMS WRITTEN (\$000's Omitted)	ARIZONA MEMBERS Units	INSURER TYPE
		'12	'11			
1. 53589	BLUE CROSS AND BLUE SHIELD OF ARIZONA, INC.	28.3%	29.6%	1,461,660	1,283,918	SERVICE CORP
2. 95617	PACIFICARE OF ARIZONA, INC.	19.1%	19.5%	986,827	92,767	HCSO
3. 95206	HEALTH NET OF ARIZONA, INC.	14.0%	13.1%	722,693	98,110	HCSO
4. 95125	CIGNA HEALTHCARE OF ARIZONA, INC.	9.8%	10.6%	504,559	53,948	HCSO
5. 96016	UNITEDHEALTHCARE OF ARIZONA, INC.	6.2%	5.8%	321,920	43,860	HCSO
6. 95885	HUMANA HEALTH PLAN, INC.	4.9%	3.8%	253,625	39,432	HCSO
7. 95982	BLUE CROSS BLUE SHIELD OF ARIZONA ADVANTAGE *	4.6%	4.6%	239,038	22,964	HCSO
8. 13562	CAREMORE HEALTH PLAN OF ARIZONA, INC.	3.2%	1.9%	164,668	15,213	HCSO
9. 95109	AETNA HEALTH INC.	3.0%	3.9%	152,781	76,081	HCSO
10. 12279	SCAN HEALTH PLAN ARIZONA	2.5%	2.9%	130,188	12,409	HCSO
11. 53597	DELTA DENTAL OF ARIZONA *	1.7%	1.6%	87,347	194,102	SERVICE CORP
12. 12151	ARCADIAN HEALTH PLAN, INC.	0.9%	1.0%	46,310	4,869	HCSO
13. 10160	ABRAZO ADVANTAGE HEALTH PLAN, INC.	0.8%	0.6%	41,301	4,014	HCSO
14. 47013	CIGNA DENTAL HEALTH PLAN OF ARIZONA, INC.	0.3%	0.3%	14,049	69,148	PREPAID DENTAL
15. 53090	EMPLOYERS DENTAL SERVICES, INC.	0.2%	0.2%	11,607	94,533	PREPAID DENTAL
16. 47012	SIGHTCARE, INC.	0.2%	0.1%	8,625	368,247	SERVICE CORP
17. 52120	TOTAL DENTAL ADMINISTRATORS HEALTH PLAN, INC.	0.1%	0.1%	7,247	81,848	PREPAID DENTAL
18. 47708	UNITED DENTAL CARE OF ARIZONA, INC.	0.1%	0.1%	4,741	43,416	PREPAID DENTAL
19. 95224	PREMIER CHOICE DENTAL, INC.	0.0%	0.0%	1,022	14,984	PREPAID DENTAL
20. 95366	ALPHA DENTAL OF ARIZONA, INC.	0.0%	0.0%	569	3,554	PREPAID DENTAL
21. 12964	WELLCARE OF ARIZONA *	0.0%	0.0%	0	0	HCSO
Current Year Top 25:		100.0%		5,160,774	2,617,417	
Total for Current Year: 21 Insurers				5,160,774	2,617,417	
Prior Year: 21 Insurers				5,015,728	2,597,701	

Company Names: CO = COMPANY CORP = CORPORATION INS = INSURANCE

Note: Due to rounding, numbers may not produce the totals presented.

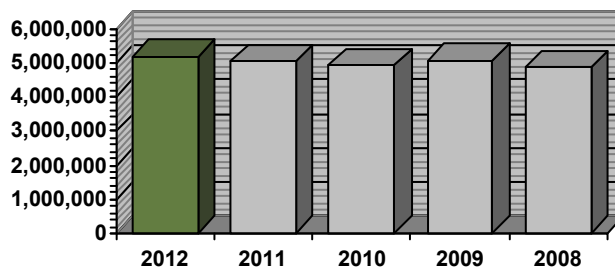
Insurers Reporting may include insurers that did not have any written premiums but may have reported other activity such as Arizona Members.

† There were only 21 of these Insurers reporting business in Arizona during Calendar Year 2012.

* DBA (Doing Business As)

Total Arizona Premiums for This Line for All Insurers Reporting

(\$000 Omitted)



LIFE

Excludes Annuity Considerations, Deposit-Type Funds and Other Considerations

2012 Ranking of Top Twenty-Five Insurers by Premiums Written

NAIC#	INSURER NAME	Market Share		PREMIUMS WRITTEN (\$000 Omitted)	DIVIDENDS PAID (\$000 Omitted)	POLICIES ISSUED	NUMBER OF POLICIES
		'12	'11				
1. 65978	METROPOLITAN LIFE INS CO	5.3%	5.5%	107,655	11,977	409	61,662
2. 67091	NORTHWESTERN MUTUAL LIFE INS CO, THE	4.6%	4.5%	94,190	71,249	2,771	65,604
3. 68241	PRUDENTIAL INS CO OF AMERICA, THE	3.7%	3.9%	76,060	22,818	34	80,964
4. 66915	NEW YORK LIFE INS CO	3.7%	3.7%	75,595	21,335	2,849	57,804
5. 65838	JOHN HANCOCK LIFE INS CO (U.S.A.)	3.6%	3.8%	74,053	7,275	376	21,851
6. 69108	STATE FARM LIFE INS CO	3.2%	3.1%	65,594	10,777	10,094	118,238
7. 67466	PACIFIC LIFE INS CO	3.0%	3.0%	61,139	313	424	5,313
8. 65676	LINCOLN NATIONAL LIFE INS CO, THE	3.0%	3.7%	61,074	496	1,229	16,883
9. 66168	MINNESOTA LIFE INS CO	2.5%	2.4%	50,768	1,531	2,228	14,335
10. 86231	TRANSAMERICA LIFE INS CO	2.2%	2.3%	44,717	301	2,547	26,518
11. 79227	PRUCO LIFE INS CO	1.8%	1.5%	36,715	0	1,850	18,092
12. 65935	MASSACHUSETTS MUTUAL LIFE INS CO	1.8%	1.6%	36,714	18,075	744	21,626
13. 64246	GUARDIAN LIFE INS CO OF AMERICA, THE	1.8%	1.5%	35,984	8,393	522	8,025
14. 63177	FARMERS NEW WORLD LIFE INS CO	1.7%	1.7%	35,078	0	5,892	69,693
15. 60488	AMERICAN GENERAL LIFE INS CO	1.7%	1.6%	35,074	546	2,009	49,934
16. 65919	PRIMERICA LIFE INS CO	1.6%	1.7%	33,494	0	4,108	34,049
17. 68136	PROTECTIVE LIFE INS CO	1.5%	1.5%	31,052	15	1,128	25,560
18. 62944	AXA EQUITABLE LIFE INS CO	1.5%	1.5%	30,733	3,215	618	11,183
19. 69868	UNITED OF OMAHA LIFE INS CO	1.5%	1.5%	30,341	0	4,460	35,900
20. 71153	HARTFORD LIFE AND ANNUITY INS CO	1.5%	1.8%	30,138	0	616	10,305
21. 65595	LINCOLN BENEFIT LIFE CO	1.4%	1.4%	28,733	1	2,727	22,458
22. 65498	LIFE INS CO OF NORTH AMERICA	1.4%	1.3%	28,701	0	31	178
23. 61689	AVIVA LIFE AND ANNUITY CO	1.4%	1.6%	28,128	1,362	656	9,638
24. 67105	RELIASTAR LIFE INS CO	1.4%	1.3%	28,098	288	2,367	21,610
25. 70815	HARTFORD LIFE AND ACCIDENT INS CO	1.4%	1.5%	27,860	0	13	412
Current Year Top 25:		58.1%		1,187,688	179,967	50,702	807,835
Total for Current Year: 416 Insurers				2,044,807	220,024	159,501	2,134,270
Prior Year: 427 Insurers				2,023,291	222,814	205,887	2,141,467

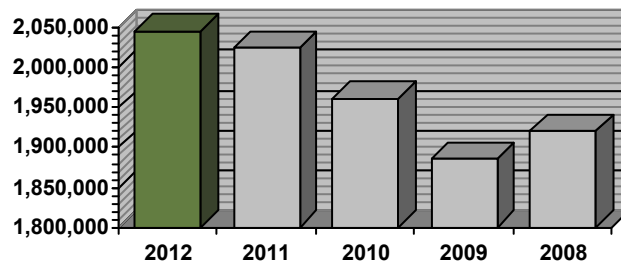
Company Names: CO = COMPANY CORP = CORPORATION INS = INSURANCE

Note: Due to rounding, numbers may not produce the totals presented.

Insurers Reporting may include insurers that did not have any written premiums but may have reported other activity such as Dividends Paid, Policies Issued and Number of Policies.

Total Arizona Premiums for This Line for All Insurers Reporting

(\$000 Omitted)



INSURERS THAT CEASED ARIZONA BUSINESS ACTIVITY

MERGERS

INSURERS THAT MERGED INTO AN INSURER AUTHORIZED IN ARIZONA DURING 2012

Name of Insurer that merged Merger Survivor Name	Domicile	NAIC #	Business Type	Effective Date
1. AMERICAN CAPITOL INS CO UNIVERSAL GUARANTY LIFE INS CO	TX OH	60291 70130	LD	01/01/12
2. AMERICAN GENERAL ASSURANCE CO AMERICAN GENERAL LIFE INS CO	IL TX	68373 60488	LD	12/31/12
3. AMERICAN GENERAL LIFE AND ACCIDENT INS CO AMERICAN GENERAL LIFE INS CO	TN TX	66672 60488	LD	12/31/12
4. AMERICAN GENERAL LIFE INS CO OF DELAWARE AMERICAN GENERAL LIFE INS CO	DE TX	66842 60488	LD	12/31/12
5. BRAVO HEALTH INS CO, INC. HEALTHSPRING LIFE & HEALTH INS CO, INC.	DE TX	12784 12902	DI	01/01/12
6. CROWN LIFE INS CO CANADA LIFE ASSURANCE CO, THE	MI MI	80675 80659	LD	12/31/12
7. FAIRFIELD INS CO GENESIS INS CO	CT CT	44784 38962	PC	12/31/12
8. GLOBAL REINSURANCE CORP (U.S. BRANCH) GLOBAL REINSURANCE CORP OF AMERICA	NY NY	11266 21032	PC	07/01/12
9. HUNTINGTON NATIONAL LIFE INS CO, THE HUNTINGTON CAPTIVE INS CO	AZ AZ	92150 ---	LR	02/01/12
10. INSURA PROPERTY AND CASUALTY INS CO AFFIRMATIVE INS CO	IL IL	38806 42609	PC	11/19/12
11. LANDMARK INS CO NATIONAL UNION FIRE INS CO OF PITTSBURGH, PA	CA PA	35637 19445	PC	01/01/12
12. MILWAUKEE INS CO FIRST NONPROFIT INS CO	WI DE	14591 10859	PC	09/28/12
13. SUNAMERICA LIFE INS CO AMERICAN GENERAL LIFE INS CO	AZ TX	69256 60488	LD	12/31/12
14. UNITED INVESTORS LIFE INS CO PROTECTIVE LIFE INS CO	NE TN	94099 68136	LI	07/01/12
15. WESTERN NATIONAL LIFE INS CO AMERICAN GENERAL LIFE INS CO	TX TX	70432 60488	LD	12/31/12

WITHDRAWALS

INSURERS THAT VOLUNTARILY WITHDREW FROM ARIZONA AND INSURERS THAT
MERGED INTO AN INSURER NOT AUTHORIZED IN ARIZONA DURING 2012

Insurer Name	Domicile	NAIC #	Business Type	Effective Date
1. ACADEME, INC.	WA	65105	LD	03/08/12
2. ARKANSAS LIFE INS CO	AZ	97551	LR	12/19/12
3. BANC LIFE INS CORP	AZ	97250	LR	12/21/12
4. BECK LIFE INS CO	AZ	---	UR	06/18/12
5. CAMBRIDGE LIFE INS CO	MO	81000	LD	02/27/12
6. CARE IMPROVEMENT REINSURANCE CORP OF AMERICA	AZ	---	CP	10/17/12
7. DENNIS LIFE INS CO	AZ	---	UR	07/24/12
8. EDUCATORS HEALTH PLANS HEALTH, INC.	UT	12514	HC	12/31/12
9. EMERGENCY PHYSICIANS INS CO RRG	NV	11714	RG	12/31/11

Company Name Abbreviations:
CO = COMPANY CORP = CORPORATION INS = INSURANCE RRG = RISK RETENTION GROUP

Business Types:
CI = CASUALTY INSURER CP = CAPTIVE INSURER DI = DISABILITY INSURER FB = FRATERNAL BENEFIT SOCIETY
HC = HEALTH CARE SERVICE ORGANIZATION LD = LIFE AND DISABILITY INSURER LI = LIFE INSURER LR = LIFE AND DISABILITY REINSURER
MR = MECHANICAL REIMBURSEMENT REINSURER PC = PROPERTY AND CASUALTY INSURER PI = PROPERTY INSURER RG = RISK RETENTION GROUP
TI = TITLE INSURER UR = UNAFFILIATED CREDIT LIFE AND DISABILITY REINSURER

WITHDRAWALS DURING 2012 - (continued)

Insurer Name	Domicile	NAIC #	Business Type	Effective Date
10. FIRST DOMINION MUTUAL LIFE INS CO	VA	63266	LD	01/06/12
11. GREAT REPUBLIC LIFE INS CO	WA	67482	LD	04/30/12
12. HOME VALUE INS CO	OH	14121	PI	12/07/12
13. KLEIN LIFE INS CO	AZ	---	UR	06/26/12
14. MEDICAL MANAGEMENT CAPTIVE INS CO	AZ	---	CP	11/30/12
15. MODERN LIFE INS CO OF ARIZONA, INC.	AZ	88226	LR	12/19/12
16. MOTORSPORT LIFE INS CO	AZ	---	UR	01/30/12
17. NATIONAL TRANSPORTATION RRG, INC.	AZ	10764	RG	05/31/12
18. NORTHWEST G.F. MUTUAL INS CO	SD	14885	PC	02/13/12
19. PHYSICIANS COMPLIANCE LIABILITY CO, A RRG	NV	12350	RG	12/31/11
20. RESIDENTIAL INS CO, INC., A RRG	HI	10691	RG	11/30/12
21. RESTORATION RRG, INC.	AZ	---	RG	02/27/12
22. ROSKAMP/SUN HEALTH COLONNADE, LLP	AZ	---	LC	01/01/12
23. SCOTTSDALE CAPTIVE INS CO	AZ	---	CP	12/20/12
24. SOUTHWEST INS CO, INC.	AZ	---	CP	05/07/12
25. SUMMERLIN LIFE AND HEALTH INS CO	NV	11838	LD	10/09/12
26. TRI-VECTA INDEMNITY CO, INC.	AZ	---	CP	05/01/12
27. UNIVEST REINSURANCE CO	AZ	---	UR	08/24/12

RECEIVERSHIPS

INSURERS ORDERED TO LIQUIDATE DURING 2012

Insurer Name	Domicile	NAIC #	Business Type	Date of Order
1. FIRST SEALORD SURETY, INC.	PA	28519	CI	02/08/12
2. LEWIS & CLARK LTC RRG, INC.	NV	11947	RG	12/21/12
3. SCAFFOLD INDUSTRY INS CO RRG, INC.	DC	12524	RG	03/29/12
4. STANDARD LIFE INS CO OF INDIANA	IN	69051	LD	07/26/12

Company Name Abbreviations:
CO = COMPANY CORP = CORPORATION INS = INSURANCE RRG = RISK RETENTION GROUP

Business Types:
CI = CASUALTY INSURER CP = CAPTIVE INSURER DI = DISABILITY INSURER FB = FRATERNAL BENEFIT SOCIETY
HC = HEALTH CARE SERVICE ORGANIZATION LD = LIFE AND DISABILITY INSURER LI = LIFE INSURER LR = LIFE AND DISABILITY REINSURER
MR = MECHANICAL REIMBURSEMENT REINSURER PC = PROPERTY AND CASUALTY INSURER PI = PROPERTY INSURER RG = RISK RETENTION GROUP
TI = TITLE INSURER UR = UNAFFILIATED CREDIT LIFE AND DISABILITY REINSURER

RECEIVERSHIP ACTIVITY

2012 RECEIVERSHIP ACTIVITY

ARIZONA COMPANIES IN LIQUIDATION AS OF DECEMBER 31, 2012

COMPANY NAME	DATE OF RECEIVERSHIP	NAIC #
1. TRANSURANCE RISK RETENTION GROUP, INC.	1/9/2009	11815
2. THUREUS INSURANCE GROUP, INC.	12/30/2009	
3. ASTRAEA RISK RETENTION GROUP, INC.	12/30/2009	10137

FOREIGN COMPANIES IN ANCILLARY RECEIVERSHIP AS OF DECEMBER 31, 2012

COMPANY NAME	DATE OF RECEIVERSHIP	NAIC #
1. RELIANCE INSURANCE COMPANY	3/14/2002	24457

ARIZONA COMPANIES IN REHABILITATION AS OF DECEMBER 31, 2012

COMPANY NAME	DATE OF RECEIVERSHIP	NAIC #
1. PMI MORTGAGE INSURANCE CO.	3/14/2002	27251

**QUALIFIED
SURPLUS LINES
INSURERS**

QUALIFIED SURPLUS LINES INSURERS

AS OF DECEMBER 31, 2012

Listed below are those foreign non-admitted insurers for which a sponsoring Surplus Lines Broker has filed documents required to qualify the insurer to transact surplus lines insurance in Arizona as of December 31 2012. The Director of the Arizona Department of Insurance is not required to determine the actual financial condition or claims practices of non-admitted insurers. A Surplus Lines Broker shall not place business with an unauthorized insurer which is not on this list unless the surplus lines insurer is an Alien listed on the NAIC Quarterly Listing of Alien Insurers. Surplus lines insurers may provide only coverages that are recognized surplus lines pursuant to ARS § 20-409 or those that cannot be procured on the admitted market after diligent effort. Insurers are added to and removed from the list during the year. For a current listing, please visit the Department's Web Site at <http://www.azinsurance.gov/>.

NAME OF UNAUTHORIZED INSURER	ARIZONA PREMIUMS
1. ACCEPTANCE INDEMNITY INS CO	6,832,685
2. ADMIRAL INS CO	5,890,193
3. ADRIATIC INS CO	13,986
4. AIX SPECIALTY INS CO	628,968
5. ALLIED WORLD ASSURANCE CO (U.S.) INC.	2,229,488
6. ALTERRA EXCESS & SURPLUS INS CO	1,591,402
7. AMERICAN EMPIRE SURPLUS LINES INS CO	11,343
8. AMERICAN MODERN SURPLUS LINES INS CO	(140,708)
9. AMERICAN SAFETY INDEMNITY CO	4,609,026
10. AMERICAN WESTERN HOME INS CO	13,137
11. APPALACHIAN INS CO	0
12. ARCH EXCESS & SURPLUS INS CO	2,000
13. ARCH SPECIALTY INS CO	2,034,834
14. ASPEN SPECIALTY INS CO	3,484,037
15. ASSOCIATED INDUSTRIES INS CO, INC.	507,714
16. ASSOCIATED INTERNATIONAL INS CO	401,110
17. ATAIN SPECIALTY INS CO	3,411,138
18. ATLANTIC CASUALTY INS CO	401,004
19. AXIS SURPLUS INS CO	4,293,343
20. BERKLEY ASSURANCE CO	317,017
21. BERKLEY REGIONAL SPECIALTY INS CO	189,289
22. BRACKEN HILL SPECIALTY INS CO INC.	69,099
23. BURLINGTON INS CO, THE	3,049,950
24. CANAL INDEMNITY CO	500
25. CANOPIUS US INS, INC.	61,747
26. CAPITOL SPECIALTY INS CORP	630,454
27. CATLIN SPECIALTY INS CO	3,128,503
28. CHARTIS SPECIALTY INS CO	6,639,201
29. CHUBB CUSTOM INS CO	2,487,916
30. CINCINNATI SPECIALTY UNDERWRITERS INS CO, THE	1,539,229
31. COLONY INS CO	5,845,808

Company Name Abbreviations:
CO = COMPANY CORP = CORPORATION INS = INSURANCE

QUALIFIED SURPLUS LINES INSURERS as of December 31, 2012 - (continued)

NAME OF UNAUTHORIZED INSURER	ARIZONA PREMIUMS
32. COLONY NATIONAL INS CO	44,085
33. COLUMBIA CASUALTY CO	9,807,650
34. COMPANION SPECIALTY INS CO	4,398,968
35. COVINGTON SPECIALTY INS CO	111,544
36. DARWIN SELECT INS CO	7,348,984
37. DISCOVER SPECIALTY INS CO	0
38. EMPIRE INDEMNITY INS CO	636,014
39. ENDURANCE AMERICAN SPECIALTY INS CO	1,719,950
40. ESSEX INS CO	4,715,529
41. EVANSTON INS CO	6,589,704
42. EVEREST INDEMNITY INS CO	1,561,663
43. EXECUTIVE RISK SPECIALTY INS CO	98,763
44. FIREMAN'S FUND INS CO OF OHIO	289,228
45. FIRST MERCURY INS CO	7,108,387
46. FIRST SPECIALTY INS CORP	2,330,763
47. GEMINI INS CO	2,542,294
48. GENERAL STAR INDEMNITY CO	1,686,913
49. GEOVERA SPECIALTY INS CO	0
50. GOTHAM INS CO	1,377,475
51. GREAT AMERICAN E & S INS CO	4,805,793
52. GREAT AMERICAN FIDELITY INS CO	71,467
53. GREAT AMERICAN PROTECTION INS CO	0
54. GREAT DIVIDE INS CO	3,331,116
55. GUILFORD INS CO	0
56. GULF UNDERWRITERS INS CO	0
57. HCC SPECIALTY INS CO	73,221
58. HEALTH CARE INDEMNITY, INC.	0
59. HERMITAGE INS CO	231,381
60. HOMELAND INS CO OF NEW YORK	2,172,385
61. HOUSTON CASUALTY CO	3,487,398
62. HOUSTON SPECIALTY INS CO	855,566
63. HUDSON SPECIALTY INS CO	1,805,336
64. ILLINOIS EMCASCO INS CO	49,839
65. ILLINOIS UNION INS CO	3,550,361
66. INDIAN HARBOR INS CO	(3,071,561)
67. INTERSTATE FIRE & CASUALTY CO	2,650,286
68. IRONSHORE INDEMNITY INC.	5,679,125
69. JAMES RIVER INS CO	3,748,055
70. KINSALE INS CO	2,057,069
71. LANDMARK AMERICAN INS CO	3,672,647

Company Name Abbreviations:
CO = COMPANY CORP = CORPORATION INS = INSURANCE

QUALIFIED SURPLUS LINES INSURERS as of December 31, 2012 - (continued)

NAME OF UNAUTHORIZED INSURER	ARIZONA PREMIUMS
72. LEXINGTON INS CO	50,754,669
73. LIBERTY SURPLUS INS CORP	4,261,376
74. MAIDEN SPECIALTY INS CO	1,547,577
75. MAXUM INDEMNITY CO	833,515
76. MESA UNDERWRITERS SPECIALTY INS CO	686,881
77. MID-CONTINENT EXCESS & SURPLUS INS CO	7,188
78. MOUNT VERNON FIRE INS CO	996,273
79. MT. HAWLEY INS CO	1,216,745
80. NATIONAL FIRE & MARINE INS CO	1,772,212
81. NAVIGATORS SPECIALTY INS CO	5,652,433
82. NEVADA CAPITAL INS CO	1,118,951
83. NOETIC SPECIALTY INS CO	111,131
84. NORTH AMERICAN CAPACITY INS CO	1,253,034
85. NORTH LIGHT SPECIALTY INS CO	12,207
86. NORTHFIELD INS CO	729,007
87. OLD REPUBLIC UNION INS CO	0
88. PACIFIC INS CO, LTD.	113,239
89. PENN-STAR INS CO	214,772
90. PHYSICIANS INS A MUTUAL CO	0
91. PRIME INS CO	933,865
92. PRINCETON EXCESS AND SURPLUS LINES INS CO, THE	1,328,194
93. PROASSURANCE SPECIALTY INS CO, INC.	0
94. PROFESSIONAL UNDERWRITERS LIABILITY INS CO	887,736
95. PROTECTIVE SPECIALTY INS CO	37,356
96. QBE SPECIALTY INS CO	1,116,695
97. SAFECO SURPLUS LINES INS CO	0
98. SAVERS PROPERTY AND CASUALTY INS CO	1,144,857
99. SCOTTSDALE INDEMNITY CO	16,171,155
100. SPARTA SPECIALTY INS CO	0
101. ST. PAUL SURPLUS LINES INS CO	140,588
102. STARR SURPLUS LINES INS CO	6,774,773
103. STEADFAST INS CO	8,363,730
104. TOKIO MARINE SPECIALTY INS CO	292,919
105. TORUS SPECIALTY INS CO	270,198
106. TRAVELERS EXCESS AND SURPLUS LINES CO	61,926
107. TUDOR INS CO	488,863
108. UNITED NATIONAL INS CO	517,497
109. UNITED SPECIALTY INS CO	1,827,036
110. VALIANT SPECIALTY INS CO	0
111. WESTCHESTER SURPLUS LINES INS CO	3,147,058

Company Name Abbreviations:
CO = COMPANY CORP = CORPORATION INS = INSURANCE

QUALIFIED SURPLUS LINES INSURERS as of December 31, 2012 - (continued)

NAME OF UNAUTHORIZED INSURER	ARIZONA PREMIUMS
112. WESTERN WORLD INS CO	999,021
113. XL SELECT INS CO	63,959
	263,559,451

SUMMARY OF SURPLUS LINES BUSINESS

2012 Premiums Written

(\$000 Omitted)

SURPLUS LINES BUSINESS DESCRIPTION	PREMIUMS WRITTEN
1. GENERAL LIABILITY (GL)	171,548
2. PROFESSIONAL LIABILITY/MALPRACTICE (PL)	70,116
3. FIRE AND ALLIED LINES (FA)	58,465
4. AVIATION LIABILITY (AVL)	13,331
5. AUTOMOBILE LIABILITY (AL)	13,081
6. PRODUCTS (PROD)	4,254
7. INLAND MARINE (IM)	3,160
8. AUTOMOBILE PHYSICAL DAMAGE (AP)	2,014
9. MISCELLANEOUS AND SPECIALTY LINES (MS)	1,954
10. ACCIDENT & HEALTH (AH)	1,780
11. AIRCRAFT PHYSICAL DAMAGE (AVPD)	52
Current Year Total:	339,756

Note: Due to rounding, numbers may not produce the totals presented. The Premiums Written include premiums written by both foreign and alien insurers (authorized by the NAIC).

