


# **Arizona Department Of Insurance**

## **2007 / 2008 Annual Report**



**Janet Napolitano  
Governor**

**Christina Urias  
Director of Insurance**

Printed copies of the this report are restricted in accordance with A.R.S. § 41-4153 (H.B. 2414, Laws 2002). This report is posted on the Department of Insurance website ([www.id.state.az.us](http://www.id.state.az.us)).

Please contact our Americans with Disabilities Act (ADA) Coordinator at (602) 364-3471 if you need reasonable accommodations due to a disability or handicap with regard to this publication or other services of this Department. Requests should be made as early as possible to allow reasonable time to make necessary arrangements or procure materials in an alternate format.

# **Arizona Department of Insurance 2007/2008\* Annual Report**

**Christina Urias  
Director of Insurance**

**to**

**Janet Napolitano  
Governor  
and  
Members of the Arizona  
Legislature**

**Arizona Department of Insurance  
2910 North 44th Street, Suite 210  
Phoenix, Arizona 85018  
(602) 364-3100**

*The information in this report is in the public domain  
and may be reprinted without permission.*

*\* To provide the public with the most up-to-date information about the Department of Insurance and the domestic insurance industry, this report contains the most current, complete data available, which in some cases is for Calendar Year 2007 and in others is for Fiscal Year 2008 (7/01/07 through 6/30/08). Generally, data concerning the Department's licensees is reported for Calendar Year 2007, while data relating to the Department's operations is reported for Fiscal Year 2008. Exceptions are noted.*



# TABLE OF CONTENTS

<b>Directory</b> .....	1
<b>Message from the Director of Insurance</b> .....	2
<b>Strategic Plan Summary</b> .....	3
<b>Division Reports/Organization Chart</b> .....	4
Director's Office .....	6
Consumer Affairs .....	7
Health Care Appeals.....	9
Licensing .....	11
Business Services .....	15
Financial Affairs .....	16
Property and Casualty .....	18
Life and Health .....	21
Investigations Division .....	23
Fraud Unit .....	24
Market Oversight Division.....	25
Guaranty Funds .....	26
Receivership .....	27
Captive Insurance.....	28
<b>Public Information Resources</b> .....	30
Internet Resources .....	32
Consumer Publications.....	34
<b>Laws and Policy</b> .....	36
2007 and 2008 Legislation.....	38
2007 Regulatory Bulletins.....	39
<b>Fiscal Reports</b> .....	40
<b>Insurance Professionals and Insurers Authorized in Arizona</b> .....	44
Summary of Insurance Professionals.....	46
Synopsis of Annual Statements.....	47
Insurers Authorized in Arizona.....	49
<b>Top 25 Authorized Premium Writers for Select Lines of Business</b> .....	100
<b>Insurers That Ceased Arizona Business Activity</b> .....	118
<b>Receivership Activity</b> .....	124
<b>Qualified Surplus Lines Insurers</b> .....	128

# DIRECTORY

## Arizona Department of Insurance

2910 North 44th Street, Suite 210 ~ Phoenix, Arizona 85018

www.id.state.az.us

Divisions	Sections	Phone Numbers	Facsimile Numbers
Director's Office		(602) 364-3471	(602) 364-3470
Administrative Services	<b>Business Services</b> Accounting, Human Resources, and Purchasing	(602) 364-3100	(602) 364-2400
	<b>Licensing</b> <i>licensing@azinsurance.gov</i>	(602) 364-4457 (877) 660-0964	(602) 364-4460
Arizona Guaranty Funds 1110 W. Washington, Ste. 270 Phoenix, AZ 85007		(602) 364-3863	(602) 364-3872
Captive Insurance	<i>captive@azinsurance.gov</i>	(602) 364-4490	(602) 364-3989
Consumer Affairs	<b>Consumer Services</b> <i>consumers@azinsurance.gov</i>	(602) 364-2499 (800) 325-2548	(602) 364-2505
	<b>Consumer Services—Spanish</b> <i>ayuda@azinsurance.gov</i>	(602) 364-2977	(602) 364-2505
	<b>Health Care Appeals</b>	(602) 364-2399	(602) 364-2398
	<b>Market Assistance</b> <i>consumers@azinsurance.gov</i>	(602) 364-2496 (800) 544-9208	(602) 364-2505
Market Conduct		(602) 364-4994	(602) 364-4998
Financial Affairs	<b>Financial Examination, Financial Surveillance, and Special Insurance Markets</b>	(602) 364-3999	(602) 364-3989
	<b>Financial Compliance</b> <i>(Records, Tax, Trust Deposits)</i>	(602) 364-3998	(602) 364-3989
Investigations 4201 N. 16th Street, Ste. 220 Phoenix, AZ 85016	<b>Fraud Unit and Administrative Enforcement</b> <i>investigations@azinsurance.gov</i>	(602) 912-8418	(602) 912-8419
Life and Health	<b>Rates and Forms, Utilization Review Agents, and Third Party Administrators</b>	(602) 364-2393	(602) 364-2175
	<b>Managed Care and Prepaid Dental Plan Oversight</b>	(602) 364-2394	(602) 364-2175
Property and Casualty	<b>Rates and Forms, and Registration</b>	(602) 364-3453	(602) 364-3989
Receivership		(602) 364-4495	(602) 364-4494
Tucson Office 400 W. Congress, Ste. 152 Tucson, AZ 85701		(520) 628-6370	(520) 628-6633

## A Message from the Director of Insurance



Governor Napolitano and Members of the Arizona Legislature,

I am pleased to provide this 2007/2008 Annual Report of the Arizona Department of Insurance (ADOI). Consumer protection is a hallmark responsibility of the Department of Insurance. In calendar year 2007, the ADOI responded to 5,020 insurance complaints and helped Arizona consumers resolve insurance company disputes and recover over \$7 million in claim settlements and insurance transaction refunds.

ADOI also promotes the economic development of the insurance industry in Arizona and collects insurer fee and assessment revenues that reimburse the General Fund for the amount of its appropriation. In calendar year 2007, the ADOI collected and remitted over \$407 million in insurance premium tax revenues to the General Fund, and nearly \$31 million to fire fighter and public safety retirement funds. ADOI regulates over 1,800 insurers doing business in Arizona, transacting over \$25 billion in premiums during the 2007 calendar year.

My unwavering respect and gratitude goes to the Department's staff for another year of excellent service to Arizona's insurance consumers.

A balanced approach to insurance regulation needs all stakeholders in Arizona's insurance markets to continue to work together to further our joint interests in assuring the economic development of the insurance companies doing business in our state, while protecting the interests of Arizona insurance consumers.

Sincerely,

A handwritten signature in black ink, appearing to read 'Christina Urias'. The signature is fluid and cursive, with a long horizontal stroke at the end.

Christina Urias  
Director of Insurance

# Strategic Plan Summary

The mission of the Department of Insurance is ***to faithfully execute the state insurance laws in a manner that protects insurance consumers and encourages economic development.***

The Department achieves its overall mission through accomplishing the missions of the following programs and subprograms.

<b>PROGRAM / SUBPROGRAM</b>	<b>MISSION STATEMENT</b>
<b>Policy and Administration</b>	<b>To provide leadership, direction, coordination and support, enabling the agency to achieve its mission.</b>
<b>Solvency Regulation</b>	<b>To oversee and promote the ability of authorized insurers to perform their financial obligations under insurance policies.</b>
Financial Condition and Soundness Oversight	To detect and deter insurer financial deficiencies and unsound practices as early as possible.
Insolvency Administration	To minimize the impact of insurer insolvencies on Arizona residents.
<b>Consumer Support</b>	<b>To inform, assist and protect Arizona insurance consumers.</b>
Consumer Information and Assistance	To make available and promote insurance-related information and assistance to enable Arizona consumers to make informed decisions, and to facilitate their receipt of benefits to which they are entitled.
Market Practices Oversight	To protect Arizona insurance consumers from unfair and illegal market practices and to oversee insurer compliance with Arizona laws that promote effective health service delivery systems.
<b>Fraud Investigation and Deterrence</b>	<b>To deter, investigate, and facilitate conviction for insurance fraud.</b>
<b>Licensing</b>	<b>To render efficient, effective and quality insurance licensing services and to restrict license issuance and renewal to qualified candidates.</b>
Professional Service Licensing	To render efficient, effective and quality licensing services to insurance producers and other insurance-related service providers and to restrict license issuance and renewal to qualified applicants.
Insurer Licensing	To render efficient, effective and quality licensing services to insurers and other insurance risk bearing entities and to restrict license issuance to qualified applicants.
<b>Premium Tax Collections and Analysis</b>	<b>To fully collect, efficiently deposit and accurately forecast insurance premium tax revenues.</b>
<b>Captive Insurance</b>	<b>To provide a regulatory environment that enables development of the domestic captive insurance industry, and to oversee the soundness of domestic captive insurers.</b>



# Department of Insurance Division Reports



## Director of Insurance

### Financial Affairs Division

- Compliance Section
- Examination Section
- Surveillance Section
- Special Insurance Markets Section

### Receivership Division

### Insurance Guaranty Funds

- Life and Disability Insurance Guaranty Fund Board
- Property and Casualty Insurance Guaranty Fund Board

### Captive Insurance Division

### Administrative Services Division

- Accounting Section
- Business Services Section
- Licensing Section
  - Continuing Education Review Committee

### Information Services Division

### Consumer Affairs Division

- Consumer Assistance Section
- Health Care Appeals Section

### Market Oversight Division

- Market Analysis Section
- Market Conduct Examination Section

### Investigations Division

- Administrative Enforcement Section
- Insurance Fraud Unit

### Property and Casualty Division

- Rates and Forms Section
  - Workers' Compensation Appeals Board
  - Insurance Consumer Advisory Board
- Registration Section

### Life and Health Division

- Managed Care Section
- Forms Review Section
- Utilization Review / TPA Section



# OFFICE OF THE DIRECTOR

*Christina Urias ..... Director*  
*Gerrie Marks ..... Deputy Director*  
*Erin H. Klug ..... Public Information Officer*  
*Mary Kosinski..... Executive Asst., Regulatory Affairs*  
*Margaret McClelland..... Rules Analyst*  
*Karlene Wenz ..... Executive Asst., Policy Affairs*

The mission of the Director's Office is to provide leadership, direction, coordination and support, enabling the Department to achieve its overall mission. The Director's Office:

- As a Cabinet level agency, advises and supports the Governor's Office
- Develops, recommends and implements insurance-related legislation
- Develops and promulgates appropriate rules, conducts five year rule reviews, and submits annual reports and substantive policy statements to the Governor's Regulatory Review Council
- Develops the agency's operational policies and coordinates and directs the activities of the agency's divisions
- Provides technical support and advice to state legislators and the U.S. Congressional delegation
- Participates as a member of the National Association of Insurance Commissioners
- Coordinates interaction with the agency's major constituencies, including consumers, licensees, industry, elected officials and the media
- Coordinates the agency's interaction with other state and federal agencies
- Coordinates and participates in numerous task forces and advisory groups
- Oversees the administration of boards and other public bodies within the agency
- Oversees the preparation, publication and distribution of regulatory information to the public, including consumer oriented literature, statutorily required reports, the agency newsletter, and the agency website
- Makes appearances and speeches before interested groups
- Coordinates legal representation of the agency by the Attorney General's Office
- Renders ultimate decisions in administrative proceedings necessary to enforce and administer the Insurance Code
- Develops the Agency Operational Plan, Budget Request, Information Technology Plan, Business Continuity Plan, and Disaster Preparedness Plan
- Provides agency accounting, budgeting, payroll, personnel, facilities management, risk management

## **Director's Office Highlights Fiscal Year 2008**

- ◆ *Made educational presentations to more than 1,000 insurance consumers and industry representatives.*
- ◆ *Created and promoted a new consumer brochure to prevent abuse entitled "Consumer Guide: Annuities for Seniors."*
- ◆ *Established regulatory advisory committee to review rules related provider timely pay and grievances.*

# CONSUMER AFFAIRS DIVISION

Mary Butterfield..... Assistant Director  
Catherine O'Neil..... Ombudsperson  
Mary Kitterman..... Market Assistance Manager  
Lorraine McCormack ..... Health Care Appeals Manager

The mission of the Consumer Affairs Division is to assist, inform and protect Arizona insurance consumers. The Division is comprised of the Consumer Services and Health Care Appeals Sections. The Division provides a full range of consumer information and assistance in response to written, telephonic and walk-in requests, ranging from one-on-one assistance to individuals and businesses, to providing informative publications such as premium comparisons and insurer complaint ratios. The Division also assists with insurance-related education and outreach and helps Arizona businesses locate difficult to find liability insurance.

The Division received, investigated and responded to phone requests, e-mails and formal complaints from the Governor on behalf of her constituents on a wide range of insurance issues. Among other things, constituents needed assistance in getting immediate access to health care, staving off collections of unpaid medical claims that should have been paid by their health insurer, and resolving auto insurance claims. In other cases, constituents needed explanations of various insurance laws including laws relating to long-term care insurance, insurers' ability to use credit in rating and underwriting auto and home insurance, and requirements governing insurers' investigation and settlement of insurance claims.

The Division also assisted federal and state elected officials and their staff in responding to insurance questions from their constituents. The level of assistance we provided is dependent on the nature of the request. Our response ranged from verbal explanations to the elected official or their staff on general insurance issues with a specific response to the consumer's questions; to a review of the regulatory and statutory issues and written explanations of our findings; to full blown investigations and written responses to the elected officials and/or their constituents.

## Consumer Affairs Highlights for Fiscal Year 2008

- ◆ Assisted in settlements and recoveries for Arizona consumers totaling \$6,100,100
- ◆ Answered 45,814 telephone inquiries
- ◆ Processed 5,115 written complaints
- ◆ Assisted 477 consumers in person at the Department.
- ◆ Assisted 382 consumers in finding difficult-to-place commercial liability insurance coverage.

The Health Care Appeals Section administers Arizona's health care appeals law which requires all health insurers to have a multi-tiered process in place through which consumers may appeal insurer claim denials or denials of services, either on an expedited or standard basis.

### Consumer Services Section

The Consumer Services Section is the insurance consumer's main point of contact with the Department. Consumer Services personnel in Phoenix and Tucson provide critical assistance

to Arizona's insurance consumers. They handle complaints and provide assistance and information related to insurance producers and every type of insurance including life insurance, annuities and disability as well as health insurance provided by HMOs and PPOs and various types of dental and vision plans. Complaints about automobile, homeowners, title insurance, property, worker's compensation, surplus lines and various types of commercial and liability insurance are also handled by the staff. Division personnel responded to over 45,000 phone calls, personally met with 477 members of the public, and handled more than 5,000 written complaints and requests for information and assistance regarding insurance-related problems. In fiscal year 2008, the Division assisted consumers in recovering more than \$6.1 million from insurance companies.

The advent of new Medicare programs and Medicare related insurance products has led to an increase in the complexity in the kinds of inquiries received from senior citizens. Very often both federal and state laws and ADOJ oversight must be considered in resolving complaints. In September 2007 the Department along with the insurance departments of most other states entered into a Memorandum of Understanding (MOU) with federal Centers for Medicare & Medicaid Services (CMS). This MOU permits the sharing of information related to the financial status and complaints about health insurers as well as the individuals who solicit and market health plans to Medicare beneficiaries. As of July 1, 2008 the Department has forwarded information about 108 complaints to CMS.

# Health Care Appeals Section

The Health Care Appeals Section administers the 1997 legislation which created a uniform process for Arizona health insurance consumers to appeal insurer claim denials<sup>1</sup> or requests for services<sup>2</sup>. The appeal process affords the insured an unbiased, independent, external level of review administered by the Department.

In general, the health care appeals law<sup>3</sup> provides a three-tiered process for insured members to contest denied claims or requests for service. Most appeals follow the standard appeals track, although the law provides an expedited track mirroring the standard process except for significantly reduced time frames at each level.

- Exemptions to Arizona's Health Care Appeals Law**
- Federal plans
  - Workers' Compensation policies
  - Self-funded employee benefit plans
  - Fixed benefit plans (when benefit is based on the "health status of the insured")
  - Long Term Care policies
  - Medicare Supplement policies

	<u>Standard Process</u>	<u>Expedited Process</u>
Level 1	Informal Reconsideration	Expedited Medical Review
Level 2	Formal Appeal	Expedited Appeal
Level 3	External Independent Review	Expedited External Independent Review

To be eligible for an expedited appeal, the insured member's treating provider must submit a written certification and supporting medical documentation indicating that the time required for the standard process "is likely to cause a significant negative change" in the medical condition at issue in the appeal.

The insured member must exhaust the insurer's internal appeal steps (usually both levels one and two) before requesting external independent review; however, an insurer may choose to accelerate a case to external review at any of the internal levels. The last level of this process allows for a review that is external and independent of the health insurer. Once again, there are two distinct tracks that an external review can follow. If the case concerns a denial arising from a coverage or contractual issue, the Department makes the independent determination. The non-prevailing party may then appeal to the Office of Administrative Hearings, although the Department is not a participant at the hearing.

- Who can request an appeal?**
- The insured member
  - The member's treating provider
  - Parent, of a minor
  - Legal guardian
  - Person authorized to make decisions by a power of attorney

If the case involves a medical necessity issue, an independent medical review organization makes the final determination. The Department contracts with several independent review organizations (IROs) through the state procurement process. For each medical case, the Department selects a reviewer from its list of IROs, sends the case to the selected IRO who completes its medical review and sends its recommended decision back to the Department for final written determination. The health care insurer

<sup>1</sup> A denied "claim" occurs when a person has already received care, submitted a claim for payment, and the insurer refuses to pay all or any portion of the claim.

<sup>2</sup> A denial of "service" occurs when a person has requested a health care service or a referral to a specialist and the insurer refuses to pre-authorize the service. Thus, the desired service has not yet been rendered at the time of the appeal.

<sup>3</sup> A.R.S. §§20-2530 through 20-2541.

has no direct relationship or contact with the IRO at any time during the independent review process. The Department bills the insurer for the cost of the medical review and maintains a revolving fund to pay the IRO fees on a case by case basis. This final medical determination is subject to judicial review, and cannot be appealed to the Office of Administrative Hearings.

Only appeals taken to the third level come to the Department for external review. The external review component of this mandated process provides Arizona health insurance consumers with a valuable, user friendly dispute resolution mechanism that is expeditious and inexpensive. In addition, it is estimated that most insurers overturn approximately half of all appeals at the very first level, so the first level appeal can be very successful for the consumer.

## **Health Care Appeals Statistics for Fiscal Year 2008**

***Total number of health care appeals subject to External Review Process: 236***

- *Number of cases withdrawn as exempt from appeal process or settled by insurer: 28*
- *Number of cases decided by the Department as coverage issues: 99*
  - 91 standard appeals
  - 0 expedited appeals
  - 90 upheld in favor of the health insurer
  - 1 overturned or partially overturned in favor of the consumer
  - 8 remain pending at fiscal year end
- *Number of cases decided by an independent medical review organization: 68*
  - 64 standard appeals
  - 4 expedited appeals
  - 37 upheld in favor of the health insurer
  - 23 overturned or partially overturned in favor of the consumer
  - 8 remain pending at fiscal year end
- *Number of cases reviewed by the Department but referred to an independent medical review organization for medical decision: 41*
  - 40 standard appeals
  - 1 expedited appeal
  - 30 upheld in favor of the health insurer
  - 9 overturned or partially overturned in favor of the consumer
  - 2 remained pending at year end

# Licensing

Steven Fromholtz..... Insurance Licensing Administrator

Our mission in the Licensing Section is to provide efficient, effective and quality insurance licensing services to producers and other insurance-related service providers. We ensure that insurance license candidates meet all qualifications before issuing or renewing a license. We review and analyze applications for professional-services licensure, maintain and access agency-specific and national licensing databases, obtain criminal history information on certain applicants, maintain electronic and physical license files, and administer contracts for pre-license examination services and for continuing education provider and course certification.

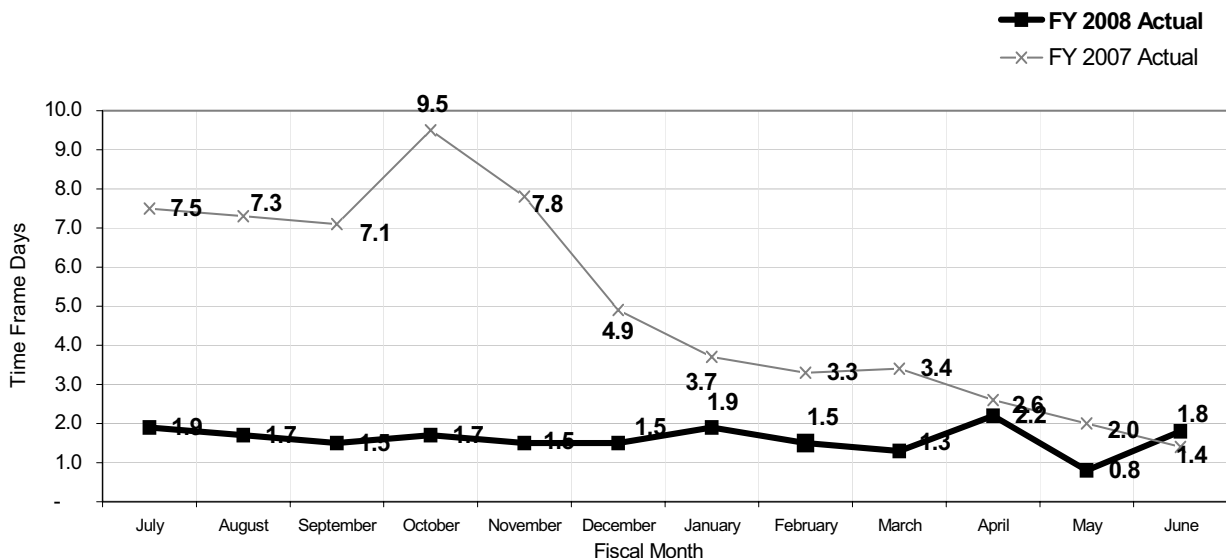
## Licensing Section Performance

Although the professional services licensing population grew by 15.2% during Fiscal Year 2008<sup>1</sup>, we continued to operate efficiently, reviewing license applications in an average of only 1.6 licensing time frame days<sup>2</sup>.

The following charts illustrate our licensing cycle time and application processing workload during the last two fiscal years on a monthly basis.

### License Application Cycle Time

Average time frame days<sup>2</sup> from date application is received to date license decision is rendered for license decisions rendered during the month.



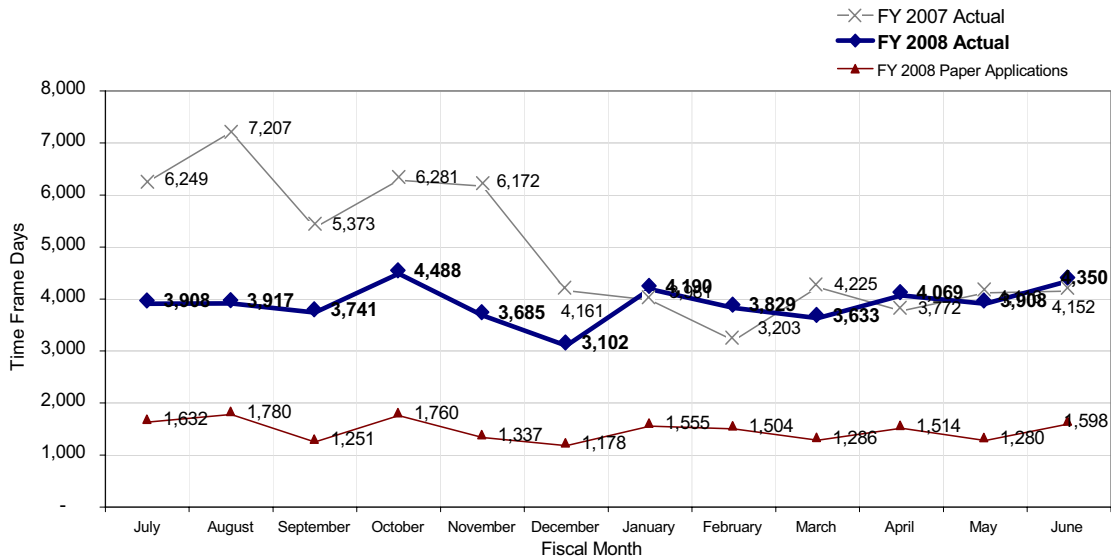
<sup>1</sup> From 133,797 at June 30, 2007, to 154,182 at June 30, 2008.

<sup>2</sup> "Licensing time frame days" are the "overall time frame" days, as defined in A.R.S. §41-1072(2), minus the days that the overall time frame is suspended in accordance with A.R.S. § 41-1074(B).



## Applications Processed

Total number of license and renewal applications processed each month



Our workload and application cycle time decreased significantly beginning in January 2008 because the term of insurance professional licenses changed from two years to four years.

### New Licensing Eligibility Requirement

On May 1, 2008, Governor Janet Napolitano signed into law Laws 2008, Ch. 152 (HB 2745), which, beginning September 30, 2008, requires us to receive identification showing a license applicant’s lawful presence in the United States before we issue a new or renewed license. We have been advised that the law applies to all Arizona-resident insurance professionals and to all (resident and nonresident) adjusters and bail bond agents. Information concerning the new law is accessible from the “Resources for PRODUCERS” page of the Department of Insurance Web site ([www.id.state.az.us/producer.html](http://www.id.state.az.us/producer.html)).

### New Long-term Care Training Requirement

On May 20, 2008, Governor Janet Napolitano signed into law Laws 2008, Ch. 230 (“SB 1223”), which establishes new requirements for selling, soliciting and negotiating long-term care insurance (ARS §20-1691.12). Beginning July 1, 2009, in order to sell, solicit or negotiate long-term care insurance, an individual insurance producer must:

1. Be licensed with the “Accident and Health or Sickness” line of authority;
2. Have completed eight hours of initial long-term care training (“initial LTCT”).

- a. An insurance producer who completes initial LTCT prior to July 1, 2009, will continue to be able to sell, solicit and negotiate long-term care insurance after July 1, 2009.
- b. An insurance producer who has not completed the initial LTCT prior to July 1, 2009, shall be prohibited from selling, soliciting or negotiating long-term care insurance starting July 1, 2009, until the producer completes initial LTCT.

SB 1223 establishes two-year LTCT periods, starting July 1, 2009. For example, the first two-year LTCT period begins July 1, 2009, and ends June 30, 2011. The next two-year LTCT period runs from July 1, 2011 through June 30, 2013, and so on.

To remain able to sell, solicit or negotiate long-term care insurance,

- An insurance producer who completes initial LTCT prior to July 1, 2009, will need to complete four hours of continuing LTCT within the first two-year LTCT period (July 1, 2009, through June 30, 2011), and in each two-year LTCT period thereafter.
- After July 1, 2009, an insurance producer must complete either initial LTCT or four hours of continuing LTCT in each two-year LTCT period.

SB 1223 requires an insurance producer to fulfill the LTCT requirement by completing courses offered by Arizona-approved providers through Arizona-approved continuing education courses (except that a nonresident producer who has satisfied a substantially similar LTCT requirement in the producer's home state is deemed to have satisfied Arizona's LTCT requirement). SB 1223 requires insurance companies to verify that an insurance producer has satisfied the LTCT requirements before allowing the producer to sell, solicit or negotiate the insurer's LTC products and requires the insurer to maintain records concerning its producers' LTCT.

To help insurance producers and insurance companies meet the requirements of SB 1223, the Department of Insurance asked Prometric, the state-contracted Insurance Continuing Education Administrator, to separately identify long-term care insurance credit hours on continuing education course completion transcripts. This will allow insurance producers to easily provide insurers with documentation showing the producers fulfilled the LTCT requirements, and the Department, through audits, will be able to determine that insurers and producers are complying with the requirements.

#### **Insurance Professional License Update System (IPLUS).**

IPLUS has proven to be extremely successful. From the IPLUS Web site (<http://iplus.azinsurance.gov>), insurance professionals can update address and telephone number information and, in many cases, can renew licenses. IPLUS automatically updates the Department's database information, immediately

reflecting on the insurance professional's license record over the Internet. IPLUS customers are overwhelmingly satisfied. Here's what some had to say:

**98.6%** say that IPLUS is easy to use.

**98.2%** say they would recommend IPLUS to others.

**91.9%** say they are very satisfied with IPLUS.

*"Easy to use, very convenient, time saving, great system. AZ Dept. of Insurance has been a joy to deal with over the years. Never have I been so pleased with a government agency."*

*"Very simple instructions and I like the feature that you can update information right on the Internet."*

*"This is one of the best license renewal sites I have ever seen. Other states should look at what you have developed, and implement the same type of system...."*

*"This was one of the easiest online renewals that I've done and we have licenses in about 24 states. Thanks for making this easy!!"*

*"This is a great way to renew my license, especially since I live in a very rural northeastern Arizona...."*

IPLUS enables our employees to focus on more substantive responsibilities and is helping us weather a period of reduced staffing amidst statewide economic and budget concerns. For insurance professionals, using IPLUS is faster and easier than submitting paper documents to us. Insurance companies and the public benefit from information that is updated immediately, without delays that might otherwise occur because of workload backlogs here at the Department.

### Licensing Highlights

For Fiscal Year 2008

- ◆ *Processed 29,477 new license applications, a 1.6% increase from the prior fiscal year.*
- ◆ *Received 19,038 new applications electronically, 64.6% of all new applications received during Fiscal Year 2008, saving approximately \$98.4 thousand in processing costs.*
- ◆ *Processed 17,343 license renewal applications, a 42.0% decrease from the prior fiscal year.*
- ◆ *Received 10,107 license renewal applications electronically, 58.3% of all renewal applications received during Fiscal Year 2008, saving approximately \$47.0 thousand in processing costs.*
- ◆ *Satisfied 98.1% of 8,077 customers who responded to licensing satisfaction surveys.*
- ◆ *Reviewed license and renewal applications in an overall average of 1.6 licensing time frame days<sup>2</sup>.*
- ◆ *Saved approximately \$13.5 thousand by producing licenses electronically rather than on paper.*

# BUSINESS SERVICES

*Barbara A. Beltran.....Business Services Supervisor  
Mary E. Jordan.....Accounting Manager*

The mission of our Business Services Section is to procure, provide and pay for the goods and services needed to support efficient and effective agency operations. We administer employment and benefits issues; coordinate employee recruitment and orientation; purchase supplies, equipment and services; pay vendors and employees, and maintain accounting records; distribute and post mail; coordinate office space planning and facilities issues, and oversee the Department's loss control program.

## **Business Services Highlights for Fiscal year 2008**

- ◆ *We deposited over \$438.0 million in revenue into the State General Fund -- over 59 times the Department's \$7.4 million General Fund appropriation.*
- ◆ *We processed 99.5% of payments to vendors in 30 days or less.*
- ◆ *Approximately 86.3% of employees who responded to the Fiscal Year 2008 Employee Satisfaction Survey indicated that overall, they were satisfied with the Business Services Section.*
- ◆ *We redistributed and consolidated work activities, allowing us to fulfill our responsibilities with two fewer positions.*

# FINANCIAL AFFAIRS DIVISION

*Steve Ferguson..... Assistant Director*  
*Kurt Regner..... Chief Financial Analyst*  
*Stephanie Lefkowskl..... Captive Chief Analyst*  
*David Lee..... Chief Financial Examiner*  
*Kelly Stephens..... Compliance Section Manager*

The mission of the Financial Affairs Division is to detect and deter insurers' financial deficiencies and unsound financial practices. The Division also reviews applications for licensure in Arizona to ensure that the Division issues certificates of authority only to those insurers in sound financial condition. In fulfilling this mission, the Division analyzes periodic financial filings for quantitative and qualitative information, obtains data from other regulatory and public sources and conducts formal on-site financial examinations. Required filings include annual and quarterly financial statements, annual holding company registration statements and audited financial reports. If the Division identifies deficiencies from analysis of available information, the insurer may be required to prepare and implement corrective action plans and/or the Division may take appropriate enforcement action. The Division must also review and approve the acquisition, merger or withdrawal of an insurer and certain transactions between an insurer and affiliated entities.

In conducting its financial oversight of insurers, the Division is subject to standards for effective financial regulation promulgated through the National Association of Insurance Commissioners (NAIC). The NAIC accredited the Department as compliant with NAIC standards in 2003 and requires annual interim accreditation reports in addition to a full accreditation review every five (5) years. Assistant Director, Steve Ferguson, leads the Division, organized into four sections, the (1) Financial Surveillance Section, (2) Examinations Section, (3) Captive Insurer Analysis Section and (4) Compliance Section.

## **Financial Surveillance Section**

The Financial Surveillance Section conducts ongoing analysis of mandatory financial filings by traditional domestic and foreign insurers. The Section's continuous insurer surveillance results in early detection of financial deficiencies and other operating difficulties which could potentially lead to insolvencies. Financial analysts utilize sophisticated analysis tools to extract and review financial data from NAIC databases. When an analyst detects financial deficiencies, they recommend appropriate corrective actions and assist Division management in its enforcement activities. The Division must report the most serious insurer financial conditions to other state insurance departments and the NAIC.

Financial Surveillance staff must also review traditional domestic and foreign insurer applications for new and amended certificates of authority and provide recommendations for approval on certain domestic insurer transactions.

## **Captive Insurer Analysis Section**

The Captive Insurer Analysis Section is responsible for the ongoing analysis of financial filings of domestic captive insurers. Responsibilities and procedures are similar to those of the Financial Surveillance Section and provide early detection of financial deficiencies and operating difficulties. The Section's management and staff work jointly under the authority of the Captive Division management.

## **Examinations Section**

The Examinations Section is responsible for the performance of periodic on-site full-scope financial examinations of domestic traditional and captive insurers. The Section also performs limited scope examinations when the Financial Surveillance Section identifies concerns regarding specific financial conditions or operations of an insurer. The purpose of

an examination is to confirm the financial position of a licensed company and its compliance with statutory financial solvency requirements. The information obtained through the examination assists the Financial Surveillance Section and Division management in its ongoing oversight and enforcement responsibilities. The Department may initiate an examination any time a significant weakness or deficiency is identified. Arizona law requires the Department to conduct a financial examination of each domestic company at least once every five (5) years.

### **Compliance Section**

The Compliance Section is responsible for premium tax collection, statutory deposit administration, maintenance of public records and general administrative support to the Division. The Section is also responsible for insurer customer support services, such as maintenance and dissemination of forms and processing of annual statutory filings.

The *Premium Tax Unit* performs tax report audits and remittance processing functions. All premium tax and annual statutory fee remittance reports are audited and may result in the assessment of additional tax, penalties and interest that the Division must collect from insurers.

The *Trust Deposits Unit* monitors and enforces compliance with trust deposit requirements comprising a \$3 billion portfolio of securities held by the Arizona State Treasurer. The unit also monitors trust deposits held in other jurisdictions that the Division relies upon for an insurer's authority to transact insurance business in Arizona.

### **Financial Affairs Highlights For Fiscal Year 2008**

- *Licensed 39 new insurers into the Arizona insurance market.*
- *Eliminated hard copy Annual Statement filings for most Foreign insurers.*
- *Enrolled in the NAIC OPTins program to enable insurers to file tax reports and remit tax payments via the Internet.*

# PROPERTY AND CASUALTY DIVISION

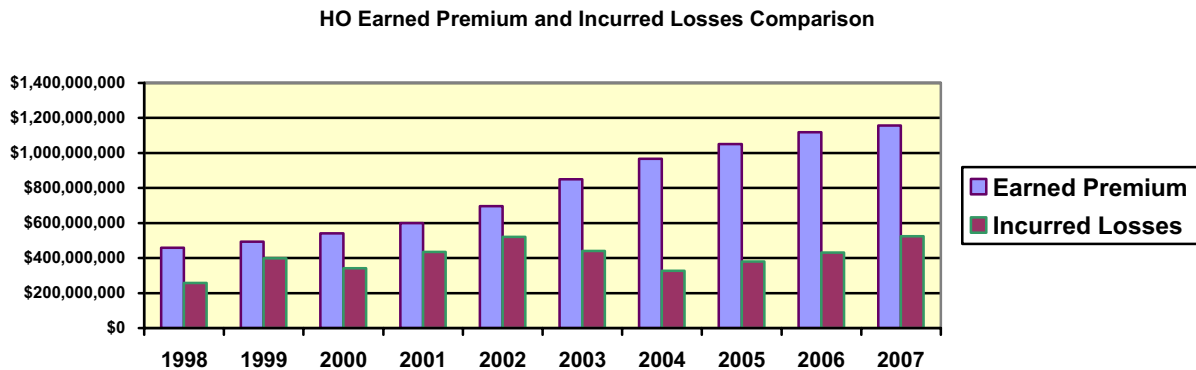
Dean Ehler .....Assistant Director  
 Jack Sneathen.....Analyst Supervisor

The Division reviews various property and casualty insurance policies, contracts and related forms to ensure that they comply with the law and are not ambiguous, misleading or deceptive. Certain property and casualty rate filings are also reviewed for compliance. The Division monitors the market for specific selected lines of insurance by reviewing material information and by conducting surveys of insurers. Surveys are compiled, the responses analyzed, and the results evaluated to determine the level of competition and the health of the market. The Division is comprised of the Rates & Forms Section and the Registration Section.

## The Rates & Forms Section

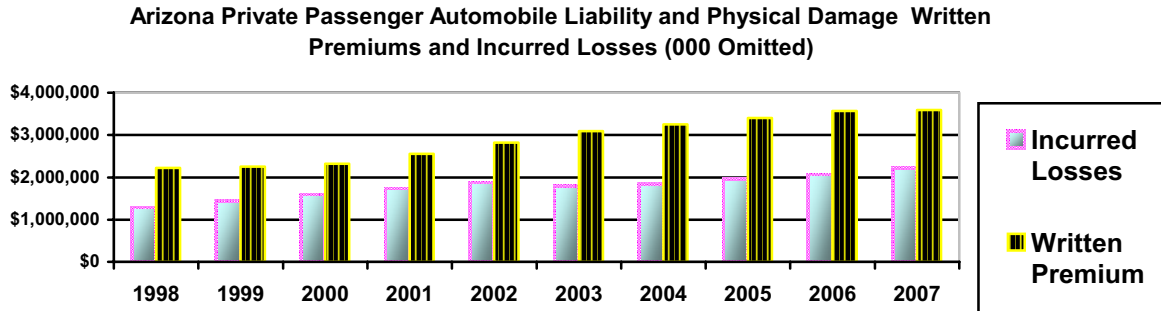
This Section is primarily responsible for administering property and casualty insurance rate and form laws. Although all major lines of insurance are closely monitored, the Section is particularly vigilant to lines of insurance highly vested with the public interest such as the homeowners (“HO”) and private passenger automobile (“PPA”) lines.

**Homeowners Insurance Market:** The following graph compares Arizona HO earned premium to incurred losses for the past ten years. While the HO market remains profitable, incurred losses have been increasing for the last three years.



- Competition is intense as 113 insurers wrote \$100,000 or more in premium in 2007.
- The 2007 market is concentrated in the Top 25, with a market share of 79.94%. The Top Five insurers control 50.11% of the market.
- Most insurers (85 out of 102) will maintain their current underwriting stance in 2008.
- The incurred loss ratio increased (46.10%, 2007; 38.50%, 2006); however, the HO market remains profitable.
- The market remains soft, as the weighted average rate change was negative for the fourth straight year (-5.49% in 2007).
- Four new insurers entered the market in 2007, while two exited.

**Private Passenger Automobile Insurance Market:** The following graph demonstrates the dollar amount of Arizona PPA premiums written and insurers' incurred losses since 1998. Incurred losses have been increasing since 2003.



- The market is highly competitive.
- The market is concentrated in the Top 25 insurers that have a 73.41% market share.
- The average policy premium in 2007 was \$1,216, down from \$1,244 in 2006.
- Only 22 insurers write more than 1% of the market.
- It appears that a few large groups will dominate the market and that smaller, non-group affiliated insurers will have difficulty competing with them.
- Overall, accident frequency increased, while accident severity decreased in 2007.

During Fiscal Year 2008, the Rates and Forms Section:

- Qualified 145 surplus line insurers to transact business in Arizona.
- Produced five major consumer-information publications: two semi-annual Automobile Premium Comparisons, the Homeowners' Premium Comparison, the Mobile Homeowners' Premium Comparison, and the Renters' Premium Comparison.
- Conducted surveys of insurers to monitor marketplace competition for the following lines or types of insurance: businessowners, commercial automobile, homeowners, medical malpractice, nursing home liability, other liability, personal automobile, and surety.

**Registration Section**

This Section is responsible for issuing permits to service companies that contract with consumers to repair appliances or the electrical, plumbing, heating, cooling or air conditioning systems of residential property and for approving motor vehicle service contract programs to include contracts sold by an automobile dealer to service vehicles. The Section also reviews the submission of foreign Risk Retention Groups and registers Risk Purchasing Groups organized in accordance with the Federal Risk Retention Act.

During Fiscal Year 2008, the Registration Section:

- Issued 10 new Service Company permits.
- Registered 29 new Risk Purchasing Groups, increasing the total number of registered Risk Purchasing Groups to 392.



- Registered 5 new Foreign Risk Retention Groups, bringing the total number of registered Foreign Risk Retention Groups to 93.

## **Property and Casualty Highlights For Fiscal Year 2008**

- ◆ *Reviewed 481 rate filings and 5,282 form filings.*
- ◆ *Supported the Arizona Workers' Compensation Appeals Board that hears appeals by employers regarding the rating of their workers' compensation insurance policies.*
- ◆ *Monitored marketplace competition by completing surveys for 8 lines of insurance.*
- ◆ *Surpassed all of its goals related to form and rate filing review:*
  - *Within the prescribed substantive review period, reviewed 100% of forms received instead of the expected 95%.*
  - *Used 6.3 calendar days on average to review P&C products instead of the expected 20 days.*
  - *Within 90 days, reviewed 99.7% of targeted "use and file" rate filings instead of the expected 90%.*
  - *Reviewed 100% of "file and use" rate filings by the effective date of the filing, rather than the expected 95%.*
  - *Used 12.4 calendar days on average for the substantive review of "file and use" rate filings meeting the expected 15 days.*
  - *Received 85.1% of form filings electronically instead of the 30% expected.*
  - *Received 81.9% of rate filings electronically instead of the 50% expected.*

## LIFE AND HEALTH DIVISION

*Alexandra Shafer.....Assistant Director  
Linda Beguin, DDS..... Dental Plan Manager  
Laura Weng.....Managed Care Program Mgr*

### **Rates and Forms Review**

In fiscal year 2008 the Life and Health Division continued its traditional functions of reviewing the required submissions of policy, rate and advertising forms issued by life and health insurers, health care services organizations (HMOs), non-profit service corporations and prepaid dental plans to ensure compliance with Arizona law. The Division also implemented House Bill 2134, passed in 2007, by developing the “Uniform Employee Health Status Questionnaire”. Starting January 1, 2009, all Arizona health insurers will use the questionnaire to gather employee health information from small employers that apply for health insurance.

In 2008, the Life and Health Division received 20,084 forms, compared to 19,188 in FY 2007. Insurers submitted approximately 16,000, or 80 percent of these forms electronically through the System for Electronic Rate and Form Filing (SERFF), an NAIC filing system used by insurance departments and insurers across the country. Over the course of fiscal year 2008, the Division implemented SERFF’s uniform codes for identifying life and health insurance products and began accepting HMO filings over SERFF for the first time. In addition, throughout the year, Division staff attended on-line and teleconference training on SERFF and updated its filing templates and instructions for SERFF filers.

### **Health Care Insurance Oversight**

The Division continued its oversight of medical and dental service delivery by health care service organizations (HMOs) and prepaid dental plans. In addition, the Division administered Arizona’s health care provider timely pay and grievance law. The Division reviews statutory reports that insurers file semi-annually as well as copies of provider grievances every year and uses the resulting data to target enforcement activities, as well as educate insurers and providers. In FY 2008, the Division received and analyzed 4,882 copies of provider grievances (compared to 3,866 copies in FY 2007).

The Division’s health insurance oversight includes compliance reviews, proactive education about compliance, complaint resolution for providers, enforcement of corrective action plans, rulemaking and examinations. Examination scopes typically include timely pay and grievance, HMO service delivery, health care appeals, unfair claims settlement practices and compliance with previous examinations.

## Non-Insurer Licensing

The Division licenses third party administrators (TPAs) and utilization review agents (URAs). In FY 2008, the Division issued 27 new TPA licenses, and issued or renewed 9 URA licenses.

### **Life and Health Highlights for Fiscal Year 2008**

- ◆ *Examination activity:*
  - *Called examinations of one HMO and one insurer.*
  - *Completed examinations of one HMO and two insurers.*
  
- ◆ *Updated and assisted with publications of the Medicare Supplement Premium Comparison and three on-line lists for consumers:*
  - *Long Term Care Insurers*
  - *Insurers Active in the Individual Market*
  - *Insurers Active in the Small Employer Market*
  
- ◆ *Regulatory Bulletins:*
  - *2007-04 "Utilization Review laws Applicable to Health Care Insurers and Third Party Administrators"*
  - *2008-03 "Uniform Employee Health Status Questionnaire"*
  
- ◆ *Assisted legislators and stakeholders with technical advice on matters relating to benefit mandates such as coverage of autism spectrum disorders, discrimination in claims settlement, reforms to small group health insurance laws, stranger initiated life insurance and Arizona's long term care insurance partnership program .*
  
- ◆ *Responded to research requests from the Council for Affordable Health Insurance, Health Leaders/Interstudy, Families USA, and the Georgetown Institute for Health Policy, and St. Luke's Healthcare Initiative, among others.*
  
- ◆ *Strategic accomplishments:*
  - *Timely review of 100% of pre-paid dental quarterly reports.*
  - *Timely filing of 100% of managed care examination reports*
  - *Timely review of 94% of form filings*

## INVESTIGATIONS DIVISION

Terry L. Cooper.....Assistant Director

During calendar year 2007, the ADOI combined its Investigations and Fraud sections to form the new Investigations Division. By combining the two enforcement sections, the Department benefits from improved communications, enhanced criminal prosecutions, and more law enforcement oriented supervision. Centralizing the agency's investigative functions enhanced its service to Arizona insurance consumers and insurance industry.

However, in order to provide adequate quality of service and protection for Arizona insurance consumers, the Division needs increased manpower, funding, and statutory authority. The Division cannot fully serve the needs of its constituents with current staffing and funding. To illustrate, the Fraud Unit received 1,848 referrals from insurers, but was only able to investigate 315 cases. Because referrals outpace the Division's resources, we have implemented strict investigation guidelines to prioritize cases with the utmost solvability factors. Furthermore, we are unable to conduct even a reasonable amount of public awareness and deterrent activities.

### **FRAUD UNIT**

Created as part of the Department of Insurance in 1994 (A.R.S. § 20-466), the Fraud Unit strives to provide quality service and protection to Arizona consumers. The mission of the Fraud Unit is to deter, investigate and facilitate conviction for insurance fraud. The statutes require insurers to refer cases to the Fraud Unit when they suspect "...a fraudulent claim has been or is being made."<sup>1</sup> These statutes also aid in monitoring insurer attempts to apply overly broad fraud deterrence measures that could adversely affect honest claimants.

### **ADMINISTRATIVE ENFORCEMENT SECTION (AES)**

The AES investigates allegations of unauthorized insurance activity and insurance code violations by insurers, agents and other professional service licensees. AES refers apparent violations to the Arizona Attorney General's Office for appropriate enforcement action or, in some cases, enters into Consent Orders with respondents. AES shares investigative activity information with the Market Oversight Division to facilitate coordinated agency efforts.

Two unfilled vacancy positions stemming from statewide budget restrictions in FY 2008 limited the section's ability to open all cases that warranted investigation. However, AES did open 157 investigations, referred 24 cases for administrative action resulting in 20 license revocations, 4 license suspensions, 2 Cease & Desist orders, \$5,600 in civil penalties, and \$76,104 in restitution.

---

<sup>1</sup> A.R.S. § 20-466(F)

The following table summarizes the **Fraud Unit's** performance measures for FY 2005 through FY 2008:

<b>Reporting Categories</b>	<b>FY2005</b>	<b>FY2006</b>	<b>FY2007</b>	<b>FY2008</b>
Total Fraud Referrals <sup>2</sup> Received	2,236	2,109	2,433	2,163
a. Referrals for Information Only <sup>3</sup>	1,939	1,836	2,141	1,848
b. Number of Cases Investigated	297	273	291	315
Cases Closed Without Referral for Prosecution	136	180	214	293
Cases Referred to Prosecutors	119	93	147	107
Indictments	34	84	38	177
Prosecutions	104	25	82	123
Convictions	103	23	82	123
Restitution Resulting from Unit Operations	\$679,857	1,028,242	1,167,393	2,250,469
Value of Property Recovered	\$92,335	\$8,827	\$368,029	\$8,910
Fines Resulting from Unit Operations	\$49,814	\$29,809	\$49,315	\$44,225
Amount Saved by Insurers	\$471,486	\$791,179	\$759,358	\$650,274

The following highlights successes of the **Administrative Enforcement Section**:

<b>Reporting Categories</b>	<b>FY2006</b>	<b>FY2007</b>	<b>FY2008</b>
Investigations Opened	142	148	157
Investigations Closed	137	154	285
Cases Referred for Administrative Action	23	47	24
License Revocations	11	25	20
License Suspensions	2	1	4
Cease & Desist Orders	3	5	2
Restitution Resulting from Unit Operations	\$843.87	\$189,800	\$76,104
Fines Resulting from Unit Operations	\$47,500	\$31,100	\$5,600

<sup>2</sup> The Fraud Unit receives referrals from insurers about claims that may be fraudulent and from reports by the public.

<sup>3</sup> Many referrals are submitted for "information only" for which the insurer is not requesting that the referral be investigated. Data also includes referrals that are reviewed and found not to indicate a violation of Arizona law.

# MARKET OVERSIGHT DIVISION

*Maria G. Chavira ..... Market Analysis Supervisor  
Helene I. Tomme ... Market Examinations Supervisor*

To protect Arizona insurance consumers, the Market Oversight Division gathers and analyzes market information and examines possible violations of the insurance code by regulated entities. The Division, comprised of the Market Analysis and Market Examinations sections, uses a broad range of research, analysis and examination tools to evaluate insurer conduct in the market place. Increased use of technology, interstate cooperation and intra-agency communication allow the Division to more effectively direct examinations efforts.

## **Market Analysis Section**

The Market Analysis Section performs analytical risk assessment of market information to identify potential market conduct problems as early as possible, which permits appropriate regulatory intervention to eliminate or reduce harm to consumers. The Market Analysis Section also helps to prioritize and coordinate the various examination activities. Market Analysis facilitates integrated, measured responses to insurer market problems.

## **Market Examinations Section**

The Market Examinations Section executes targeted, issue-specific and comprehensive examinations of insurers' practices based on research from the Market Analysis Section. Examinations determine insurer compliance with Departmental filings and applicable law, including the Unfair Claims Settlement Practices Act. Examinations may result in the imposition of corrective action plans, restitution and/or civil penalties. The Section also monitors compliance with corrective action plans and performs follow-up examinations. In addition to conducting independent exams, the Division may cooperate and participate in multi-state examinations which can also result in the imposition of fines, corrective action plans and a process for re-adjudication of claims previously denied by a company.

### **Market Oversight Highlights for Fiscal Year 2008**

- ◆ *Initiated 25 market conduct examinations.*
- ◆ *Filed 70 market conduct examination reports.*
- ◆ *Assessed civil penalties based on exam findings totaling \$551,000.00*
- ◆ *Recovered \$69,463.64 in restitution, including interest, for Arizona policyholders and claimants.*

# ARIZONA INSURANCE GUARANTY FUNDS

Michael E. Surguine..... Executive Director

The Arizona Insurance Guaranty Funds serve as a safety net to protect insurance consumers from financial loss in the event that an authorized insurance company becomes insolvent. There are two separate guaranty funds. The Arizona Life and Disability Insurance Guaranty Fund (ALDIGF) covers life insurance, health insurance and individual annuities. The Arizona Property and Casualty Insurance Guaranty Fund (APCIGF) covers most traditional property and casualty lines. Each guaranty fund is comprised of the insurers authorized in Arizona to write the lines of business the guaranty fund covers. Each guaranty fund is overseen by a Board of Directors appointed by the Governor. Department staff administer the guaranty funds.

The Property and Casualty Guaranty Fund investigates, adjudicates and pays the claims of Arizona insureds and claimants and provides a defense to the insured where appropriate. The Life and Disability Guaranty Fund pays the claims of Arizona residents or provides for continued coverage under life, health and annuity contracts. The coverage provided by each guaranty fund is subject to statutory limitations and exclusions. Each guaranty fund receives distributions from the estates of insolvent insurers and levies assessments on its member insurers to generate the necessary funds to meet its obligations. Upon paying a guaranty fund assessment, a member insurer receives a certificate of contribution, which entitles the insurer to a credit against its premium tax obligation to the State.

Since its inception in 1970, the Arizona Property and Casualty Insurance Guaranty Fund has paid out over \$132 million in claims.<sup>1</sup> Since its creation in 1977, the Arizona Life and Disability Insurance Guaranty Fund has paid over \$254 million in benefits.

## **Guaranty Funds Highlights for Fiscal Year 2008**

- ◆ *APCIGF paid \$367,382 in claims and loss adjustment expenses on behalf of Arizona policyholders and claimants.*
- ◆ *Independent claims audit described APCIGF claims handling as "outstanding" and rated compliance with claims handling standards at 94.91%.*
- ◆ *ALDIGF paid \$473,990 in annuity claims, \$226,594 in disability claims and \$29,579 in life insurance claims to Arizona residents.*

---

<sup>1</sup> This amount does not include defense costs paid and loss adjustment expenses incurred by the Guaranty Fund.

## RECEIVERSHIP DIVISION

Leslie Hess..... Deputy Receiver

The mission of the Receivership Division is to maximize the ability of insolvent insurance companies to pay valid creditor claims. The Division executes the Director's duties and powers as statutory Receiver of insolvent insurers and oversees their rehabilitation or liquidation, subject to court oversight. Special deputy receivers, attorneys, accountants and other professionals administer the day-to-day affairs of the insolvent insurers' estates, including collection and liquidation of assets and distribution of assets to creditors. In addition, the Division assists Arizonans affected by insurance receiverships domiciled in other states, and works closely with the Guaranty Funds to satisfy insolvent insurers' claim obligations to Arizonans.

During FY 2008, the Division continued the administration of three domestic and one foreign insurer in ancillary receivership: American Bonding Company; Diamond Benefits Life Insurance Company; Premier Healthcare of Arizona, Inc.; and Reliance Insurance Company. Diamond Benefits Life was closed in December 2007.

### **Receivership Highlights for Fiscal Year 2008**

- ◆ *Distributed approximately \$16,460,566 from receivership estates to policyholders, guaranty funds, and other creditors.*
- ◆ *During the fiscal year, the Receivership Division terminated the receivership of Diamond Benefits Life Insurance Company. Over the life of the Diamond Benefit estate, approximately \$27.6 million was distributed to claimants and other creditors. .*



# CAPTIVE INSURANCE DIVISION

Chief Analyst .....Stephanie Lefkowski

The Department established the Captive Insurance Division in 2002 to provide an alternative mechanism to traditional insurance that enables companies to control and customize their costs and coverages in a manner that is more responsive to their financial objectives. The Division is responsible for the regulatory oversight of these captive entities, including all processes related to licensing, monitoring and examination.

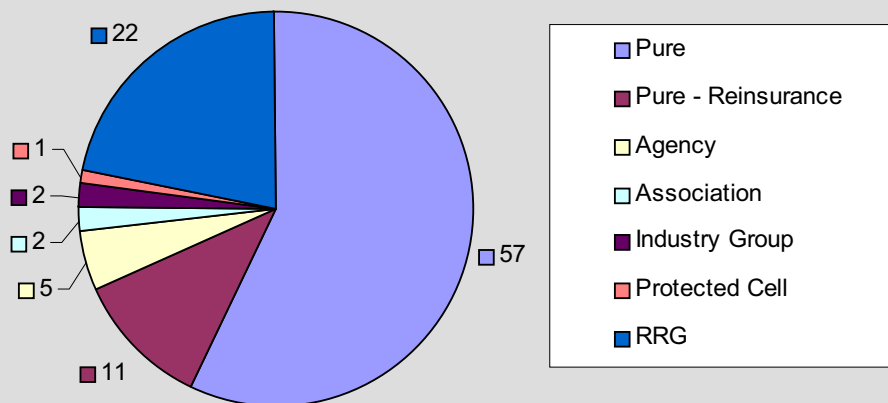
## CAPTIVE FEES REPORT<sup>1</sup>

Fiscal year 2008 licensing fees collected			
<b>Initial Licenses:</b>		<b>Renewals:</b>	
Total applicants:	25	Licensees renewed:	81
Fees collected:	\$25,000	Fees collected:	\$445,500
Total Fees collected: \$470,500			

### Division Highlights for Fiscal Year 2008

- ◆ Total active captive insurers: **100**
- ◆ **25% growth** over Fiscal Year 2007

#### Active Captives



- ◆ **32%** of all active captives were formed for the medical industry (physicians, hospitals, nursing homes, etc.)
- ◆ **25%** were formed for the construction industry
- ◆ **16%** were formed for the finance and insurance industry
- ◆ **8%** were formed by the trucking industry

<sup>1</sup> Reported in accordance with A.R.S. § 20-1098.17. Fees prescribed in A.A.C. R20-6-2002.




# **PUBLIC INFORMATION RESOURCES**



# Internet Resources

[www.id.state.az.us](http://www.id.state.az.us)

The Department's website is a primary means for the public and industry to obtain information about the Department's activities, reports, publications, new laws, etc. The website is organized by visitor-type, such as insurance consumers, producers and insurers. Visitors are guided through portals to information relevant to their needs.



Visitors have the ability to “look up” any insurance company, producer and other licensees, to verify licensure and obtain basic financial and licensing data. The *Look Up* functions enhance and ease the public's access to information about licensed insurance companies operating in Arizona. Similar to other state agencies that license particular professionals, we added a licensee “look up” function to our website. Now, before an insurance consumer opts to do to business with a particular agent or insurance company, they can verify on-line that they are licensed by the Department of Insurance.

Insurance producers will find the page dedicated to them is continually updated and expanded. New to the site in 2007 is *iPlus*, an on-line service that allows eligible resident and non-resident insurance professionals to renew licenses, and update their address and telephone information: [iplus.azinsurance.gov](http://iplus.azinsurance.gov).

The Department offers free email subscriptions to various mailing lists. Subscribers can receive immediate copies of Department Press Releases, Regulatory Bulletins and news articles by email. This service allows us to communicate directly and promptly with the Department's stakeholders.

## Consumer Resources

The Department's page dedicated to insurance consumers contains information categorized by type of insurance. Visitors can quickly identify information of interest. There are numerous helpful links as well as information in Spanish. Visitors will find a myriad of consumer publications on-line, including auto and homeowner guides and premium comparisons, guides to individual and group health insurance, and a detailed guide to the Health Care Appeals Program, and title insurance resources.

Anyone wishing to file a complaint with the Department can print a “Request for Assistance” form (in English or Spanish) and then fax, mail, email or bring it to the Department. There is also a special email address that visitors can use to

submit questions or request literature. This has proved to be a popular method of communication with the Department.

### **Industry Resources**

The Department's website offers current and prospective insurance professionals fast service, 24 hours a day, 7 days a week. Dozens of official Department forms and instructions for financial filings, and rate and form filings are posted, including all the Arizona "review standards checklists" and transmittal documents necessary for making complete form filings. In addition, surveys and other reporting forms are available on-line for quicker access and completion. The *Producer Look Up* feature is also popular with insurers.

New in 2008, the ADOI accepts installment tax payments from insurance companies through the **OPTins** system and will soon accept annual insurance premium tax filings and payments through the system.

Information on legislative proposals and rules activity initiated by the Department is available on line, allowing interested parties to stay informed. All Regulatory Bulletins issued by the Department are also posted on-line for easy reference.

There is an extensive page dedicated to producer licensing which contains license applications, forms, an up-to-date fee schedule, a summary of law changes, and "frequently asked questions". There is also continuing education information, including forms, approved courses and course providers.

# Consumer Publications

The Department publishes numerous items of consumer literature which are available on the Department's website at [www.id.state.az.us](http://www.id.state.az.us) or by calling or visiting the Department. In addition, the Department distributes several key insurance-related publications from other federal and state regulatory agencies which can be obtained by calling (602) 364-2499 or (800) 325-2548.

## Department Publications

- Guide to Group Health Insurance In Arizona
- Guide to Individual Health Insurance in Arizona
- Consumer Guide to Health Care Appeals
- Teen Drivers Guide to Auto Insurance
- Homeowners Insurance Check-Up Checklist
- Automobile Premium Comparison Survey
- Consumer Guide & Premium Comparison for Homeowners Insurance
- Mobile Homeowners' Premium Comparison Survey
- Is a fire-related loss covered by insurance?
- Tips for Wildfire Victims
- Home Replacement Cost Estimators
- Ways to Avoid Being a Victim of Phony Insurance
- Ten Things to Consider When Shopping for an Annuity
- Report on Arizona Health Insurers
- Consumer Guide to Understanding How Insurers Use Credit Information
- Consumer Guide to Homeowners' Insurance
- Answers to Questions about Title Insurance
- Consumer Guide to Automobile Insurance
- Fighting Insurance Fraud in Arizona
- Types of Insurance Fraud and What You Can Do About Them
- List of Individual Health Insurers
- List of Long Term Care Insurers
- List of Medicare Supplement/Medicare Advantage Plans
- Medicare Supplement Insurance Premium Comparison

## **New in FY 2008**

- *Consumer Guide: Annuities for Seniors*
- *Consumer Guide & Premium Comparison for Homeowners Insurance*
- *Consumer Guide & Premium Comparison for Renters Insurance*

## Literature from Other Sources Available from the Department

- Why You Need Flood Insurance (*FEMA/NFIP*)
- Buyer's Guide To Fixed Deferred Annuities (*NAIC*)
- Variable Annuities (*SEC*)
- Life Insurance Buyer's Guide (*NAIC*)
- Life Insurance Information for Military Personnel (*NAIC*)
- Settling Claims After A Disaster (*Insurance Information Institute*)
- Guide to Health Insurance for People with Medicare, Choosing a Medigap Policy (*CMS*)
- A Shoppers' Guide to Long Term Care Insurance (*NAIC*)
- Recent Changes in Health Care Law (*US Dept of Labor*)
- Medicare and You 2005 (*CMS*)
- Protecting your Health Insurance Coverage (*US Dept of Labor*)





# **LAWS AND POLICY**



## 2007/2008 Legislative Review

The Arizona Department of Insurance initiated no bills in 2007 and two in 2008. Other insurance-related legislation enacted in the 2007 and 2008 sessions is identified below. Regulatory Bulletin 2008-04, available on-line at [www.id.state.az.us](http://www.id.state.az.us), describes the 2008 insurance legislation in more detail. In addition, the laws amended by these bills can be viewed on the Legislature's web site ([www.azleg.gov](http://www.azleg.gov)).

### 2007

- HB 2134 Small business; uniform health questionnaire (Ch. 67)
- HB 2139 Insurance; disability; prohibited practices (Ch. 113)
- HB 2188 Insurance guaranty fund; board membership (Ch. 115)
- HB 2189 Insurance; actuarial opinion; memorandum requirements (Ch. 69)
- HB 2294 Captive insurer amendments (Ch. 122)
- HB 2405 Workers' compensation; premium reduction (Ch. 148)
- HB 2789 Health and welfare; budget reconciliation
- SB 1073 Deferred annuities; cash surrender; payment (Ch. 28)
- SB 1098 Insurance; wellness programs; discriminatory practices (Ch. 48)
- SB 1155 Insurance; self-service storage agent; license (Ch. 50)
- SB 1203 Insurance; variable group annuities; regulation (Ch. 99)
- SB 1204 Insurance; group disability; eligibility (Ch. 158)
- SB 1242 Department of insurance; omnibus (Ch. 34)

### 2008

- HB 2031 Insurance; technical changes; definitions (Ch. 163)
- HB 2081 Insurance; captive insurers; authority (Ch. 213)
- HB 2224 Service company contracts (Ch. 172)
- HB 2282 Insurance policies; misrepresentation (Ch. 236)
- HB 2513 Stranger originated life insurance (Ch. 240)
- HB 2658 Insurance contracts; small employer coverage (Ch. 118)
- HB 2847 Autism; covered benefits; task force (Ch. 4)
- SB 1086 Insurance producers; examinations; applicability (Ch. 122)
- SB 1163 Replacement policies; application of law (Ch. 160)
- SB 1223 Insurance; long-term care (Ch. 230)

## 2007 Regulatory Bulletins

Throughout the year, the Director issues regulatory bulletins to explain the Department's interpretation and application of insurance related laws or rules, to provide information regarding regulatory compliance issues or the insurance markets. The following bulletins were issued in 2007. The entire text of each is on the Department of Insurance web site at [www.id.state.az.us](http://www.id.state.az.us).

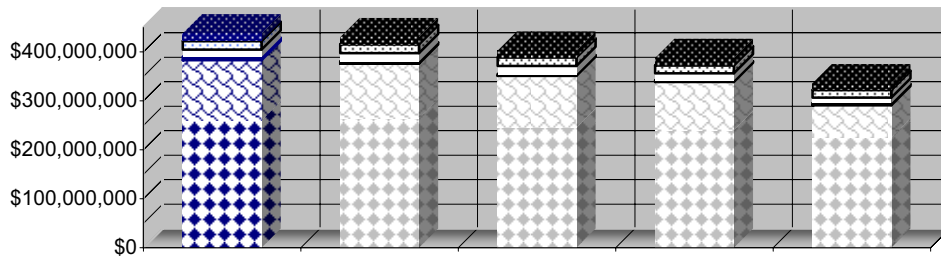
<u>Number</u>	<u>Title</u>	<u>Date Issued</u>
2007-1	Revision of Private Passenger Automobile Property Damage Threshold For Purposes Of A.R.S. § 20-1631(E)	2/01/07
2007-2	2007 Arizona Insurance Laws	7/12/07
2007-3	Clarification of Fingerprint Fee Bulletin	8/27/07
2007-4	Reduced Applicant Fingerprint Fees	8/8/07
2007-5	Utilization Review Laws Applicable to Health Care Insurance and Third Party Administrators	9/24/07

# **DEPARTMENT OF INSURANCE FISCAL REPORTS**



## GENERAL FUND REVENUES

INSURANCE PREMIUM TAX RECEIPTS	FY 2008	FY 2007	FY 2006	FY 2005	FY 2004
FIRE	15,715,663	14,833,638	13,995,341	14,698,949	13,742,049
VEHICLE	17,569,437	17,884,322	17,055,197	16,238,331	15,441,384
SURPLUS LINES & INDUSTRIAL	14,942,928	17,198,213	17,432,598	14,685,949	11,436,338
RETALIATORY	6,542,492	4,452,108	2,970,240	3,387,794	4,611,678
AHCCCS MEDICAID CONTRACTORS <sup>1</sup>	123,267,499	111,977,666	105,530,024	98,505,327	64,942,823
ALL OTHER RISKS	259,935,874	263,988,350	245,680,286	239,929,890	225,735,864
<b>TOTAL INSURANCE PREMIUM TAX RECEIPTS (see chart, below)</b>	<b>\$437,973,893</b>	<b>\$430,334,297</b>	<b>\$402,663,686</b>	<b>\$387,446,240</b>	<b>\$335,910,136</b>



### LESS DISBURSEMENTS TO OTHER FUNDS

FIRE DISTRICTS FOR PENSION FUNDS <sup>2</sup>	(13,361,461)	(12,707,019)	(11,842,931)	(12,459,164)	(11,677,878)
PUBLIC SAFETY RETIREMENT SYSTEM <sup>3</sup>	(17,569,437)	(17,862,230)	(17,057,414)	(16,234,674)	(15,441,384)

### INSURANCE PREMIUM TAXES

<b>DEPOSITED TO GENERAL FUND<sup>4</sup></b>	<b>\$407,042,995</b>	<b>\$399,765,048</b>	<b>\$373,763,341</b>	<b>\$358,752,402</b>	<b>\$308,790,874</b>
--	----------------------	----------------------	----------------------	----------------------	----------------------

OTHER GENERAL FUND REVENUES	FY 2008	FY 2007	FY 2006	FY 2005	FY 2004
PRODUCER LICENSE FEES	\$ 6,296,976	\$ 7,206,894	\$ 7,788,200	\$ 5,605,215	\$ 3,770,270
INSURER CERTIFICATE OF AUTHORITY FEES	1,185,902	997,092	1,066,875	1,142,738	1,292,805
OTHER LICENSING AND REGISTRATION FEES	98,820	97,435	94,925	94,770	90,005
INSURER FILING FEES	557,785	560,654	572,775	579,295	576,711
FINES AND PENALTIES	1,109,775	1,360,560	897,986	844,548	534,995
PUBLICATIONS, PHOTOCOPIES, MISC.	120,590	161,961	154,294	186,689	351,951
FRAUD UNIT ASSESSMENTS	1,106,000	1,103,200	1,098,300	1,103,600	1,082,900
<b>SUBTOTAL: OTHER GENERAL FUND REVENUES</b>	<b>\$10,475,848</b>	<b>\$11,487,796</b>	<b>\$11,673,355</b>	<b>\$9,556,855</b>	<b>\$7,699,637</b>

<b>TOTAL GENERAL FUND REVENUES<sup>4</sup></b>	<b>\$417,518,843</b>	<b>\$411,252,844</b>	<b>\$385,436,696</b>	<b>\$368,309,257</b>	<b>\$316,490,511</b>
--	----------------------	----------------------	----------------------	----------------------	----------------------

<sup>1</sup>Per A.R.S. §§ 36-2905 and 36-2944.01 as added by Laws 2003, Ch. 136.

<sup>2</sup>Per A.R.S. §§ 20-224(C), 9-951 and 9-952.

<sup>3</sup>Per A.R.S. § 20-224.01.

<sup>4</sup>FY 2006 figure includes \$59,792 of revenue collected pursuant to ARS §§ 20-224(C) and 20-224.01 that was distributed in FY 2007.

## OPERATING EXPENDITURES

GENERAL FUND SOURCES	FY 2008	FY 2007	FY 2006	FY 2005	FY 2004
GENERAL FUND	\$ 7,233,099	\$ 7,109,669	\$ 6,588,565	\$ 6,345,893	\$ 6,069,201
<b>NON-GENERAL FUND SOURCES</b>					
TOBACCO TAX AND HEALTH CARE FUND MEDICALLY NEEDY ACCOUNT - HEALTH CARE GROUP AUDIT [LAWS 2007, CH. 263]	\$ 102,116	\$ -	\$ -	\$ -	\$ -
INSURANCE EXAMINERS' REVOLVING FUND [ARS § 20-159]	4,561,705	4,991,175	4,042,746	3,825,997	3,923,479
ASSESSMENTS FUND FOR VOLUNTARY PLANS [ARS § 20-2201(E)]	196,551	176,855	172,035	139,650	219,082
ARIZONA PROPERTY AND CASUALTY INSURANCE GUARANTY FUND [ARS § 20-661 <i>et</i> <i>seq.</i> ] <sup>1</sup>	516,026	651,097	563,078	607,203	620,619
ARIZONA LIFE AND DISABILITY INSURANCE GUARANTY FUND [ARS § 20-681 <i>et seq.</i> ] <sup>1</sup>	571,606	630,318	329,317	594,370	498,400
CAPTIVE INSURANCE REGULATORY AND SUPERVISION FUND [ARS § 20-1098.18]	348,736	308,179	275,456	143,864	1,333
RECEIVERSHIP LIQUIDATION FUND [ARS § 20- 648]	64,550	98,536	178,571	198,747	159,282
HEALTH CARE APPEALS FUND [ARS § 20-2540]	137,295	138,131	112,834	114,215	129,760
FINANCIAL SURVEILLANCE FUND [ARS § 20- 156(F)]	316,649	299,862	273,730	343,215	297,396
<b>TOTAL NON-GENERAL FUND SOURCES</b>	<b>\$ 6,815,234</b>	<b>\$ 7,294,153</b>	<b>\$ 5,947,767</b>	<b>\$ 5,967,261</b>	<b>\$ 5,849,351</b>
<b>TOTAL OPERATING EXPENDITURES, ALL FUNDING SOURCES</b>	<b>\$ 14,048,333</b>	<b>\$ 14,403,822</b>	<b>\$ 12,536,332</b>	<b>\$ 12,313,154</b>	<b>\$ 11,918,552</b>

<sup>1</sup>Amounts shown exclude claim payments and related expenses.



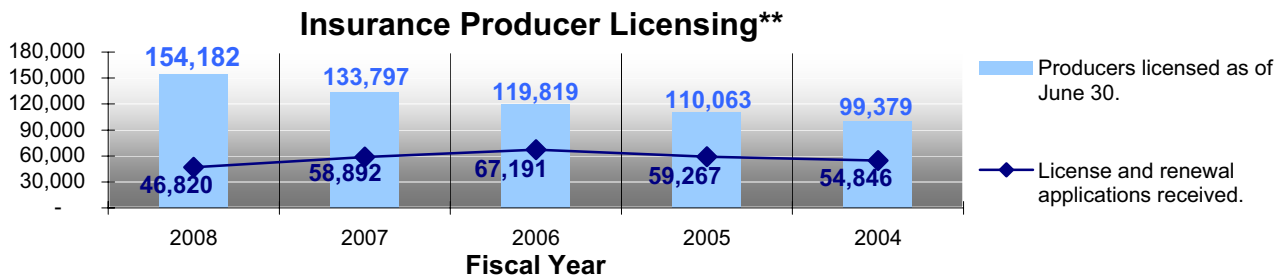
**INSURANCE  
PROFESSIONALS AND  
INSURERS AUTHORIZED  
IN ARIZONA**



## SUMMARY OF INSURANCE PROFESSIONALS

TYPE OF PROFESSIONAL	RESIDENT		NON-RESIDENT	
	12/31/2007	12/31/2006	12/31/2007	12/31/2006
<b>Insurance Producers*</b>				
PROPERTY	18,533	16,947	36,945	32,363
CASUALTY	18,579	16,988	37,029	32,416
PERSONAL LINES	1,863	1,218	4,473	3,116
LIFE	33,140	29,380	53,229	44,057
ACCIDENT AND HEALTH OR SICKNESS	28,688	25,881	48,529	40,047
VARIABLE CONTRACTS	10,702	9,644	27,653	23,489
CREDIT	2,830	2,305	132	122
TRAVEL ACCIDENT TICKET AND BAGGAGE	598	402	29	21
TITLE	120	105	79	63
OTHER (NON-RESIDENT RECIPROCITY)	0	0	1,105	908
<b>Managing General Agent</b>				
PROPERTY AND CASUALTY	5	4	34	30
LIFE	1	1	2	3
ACCIDENT AND HEALTH OR SICKNESS	1	1	3	6
<b>Insurance Broker</b>				
SURPLUS LINES BROKER	257	230	1,422	1,121
MEXICAN INSURANCE SURPLUS LINES BROKER	38	36	10	8
<b>Insurance Claims and Administration Professionals</b>				
INSURANCE ADJUSTER	1,974	1,755	1,054	745
THIRD PARTY (LIFE/HEALTH) ADMINISTRATOR	26	27	224	206
UTILIZATION REVIEW AGENT	30	27	141	121
<b>Insurance Ratemaking Professionals</b>				
RATING ORGANIZATION	0	0	2	2
RATE SERVICE ORGANIZATION	0	0	6	6
<b>Other Insurance Professionals</b>				
BAIL BOND AGENT	196	178	8	5
RENTAL CAR AGENT	24	23	12	11
RISK MANAGEMENT CONSULTANT	11	14	0	0
SELF-SERVICE STORAGE AGENT	8	0	1	0
REINSURANCE INTERMEDIARY	1	1	0	0

\*Indicates the number authorized for each line of authority. An insurance producer may hold more than one line of authority on a license.



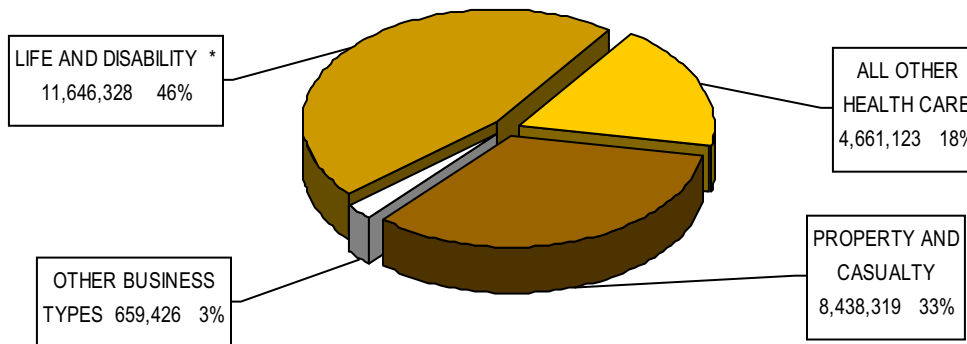
\*\*Excludes third-party administrators, utilization reviewers, ratemaking professionals and reinsurance intermediaries.

# SYNOPSIS OF 2007 ANNUAL STATEMENTS

INSURER TYPE	NUMBER OF INSURERS	ASSETS	LIABILITIES	CAPITAL & SURPLUS	ARIZONA PREMIUMS
(\$000 Omitted)					
<b>DOMESTIC COMPANIES</b>					
<b>Life And Disability</b>					
LIFE AND DISABILITY INSURER *	42	114,622,538	106,157,097	8,465,440	106,908
LIFE AND DISABILITY REINSURER	75	1,395,520	1,005,882	389,638	n/a
UNAFFILIATED CREDIT LIFE & DISABILITY REINSURER †	69				
<b>All Other Health Care</b>					
HEALTH CARE SERVICES ORGANIZATION	9	1,042,874	379,402	663,472	3,085,741
HOSPITAL, MEDICAL, DENTAL & OPTOMETRIC SERVICE	3	996,933	308,605	688,328	1,359,541
PREPAID DENTAL PLAN ORGANIZATION	6	16,911	5,841	11,070	43,688
<b>Property And Casualty</b>					
PROPERTY AND CASUALTY INSURER	37	8,132,245	5,527,665	2,604,580	1,253,214
RISK RETENTION GROUP	22	162,689	100,877	61,812	5,034
MECHANICAL REIMBURSEMENT REINSURER	4	6,247	3,471	2,776	n/a
<b>Other Business Types ‡</b>					
MORTGAGE GUARANTY INSURER	6	4,335,062	3,717,120	617,942	19,083
LIFE CARE PROVIDER	10	589,388	641,973	-52,585	n/a
<b>TOTAL FOR DOMESTIC COMPANIES</b>	<b>283</b>	<b>131,300,402</b>	<b>117,847,930</b>	<b>13,452,468</b>	<b>5,873,203</b>

<b>FOREIGN AND ALIEN COMPANIES</b>					
<b>Life And Disability</b>					
LIFE AND DISABILITY INSURER *	518	4,714,777,591	4,420,522,236	294,255,356	11,447,767
FRATERNAL BENEFIT SOCIETY *	26	93,172,444	83,798,154	9,374,291	86,332
CERTIFICATE OF EXEMPTION ARS 20-401.05	2	88,696	7,543	81,153	5,321
<b>All Other Health Care</b>					
HEALTH CARE SERVICES ORGANIZATION	2	409,558	241,954	167,604	172,153
<b>Property And Casualty</b>					
PROPERTY AND CASUALTY INSURER	883	1,278,900,042	768,699,575	510,200,467	7,131,228
RISK RETENTION GROUP	92	3,533,043	2,290,226	1,242,817	48,844
<b>Other Business Types</b>					
TITLE INSURER	30	8,451,069	6,033,738	2,417,331	500,895
MORTGAGE GUARANTY INSURER	19	20,655,410	17,718,021	2,937,388	128,201
PREPAID LEGAL INSURER	2	73,675	17,940	55,735	11,248
LIFE CARE PROVIDER	3	144,878	97,510	47,367	n/a
<b>TOTAL FOR FOREIGN AND ALIEN COMPANIES</b>	<b>1,577</b>	<b>6,120,206,401</b>	<b>5,299,426,890</b>	<b>820,779,504</b>	<b>19,531,984</b>

**Total 2007 Arizona Premiums**  
(\$000 Omitted)

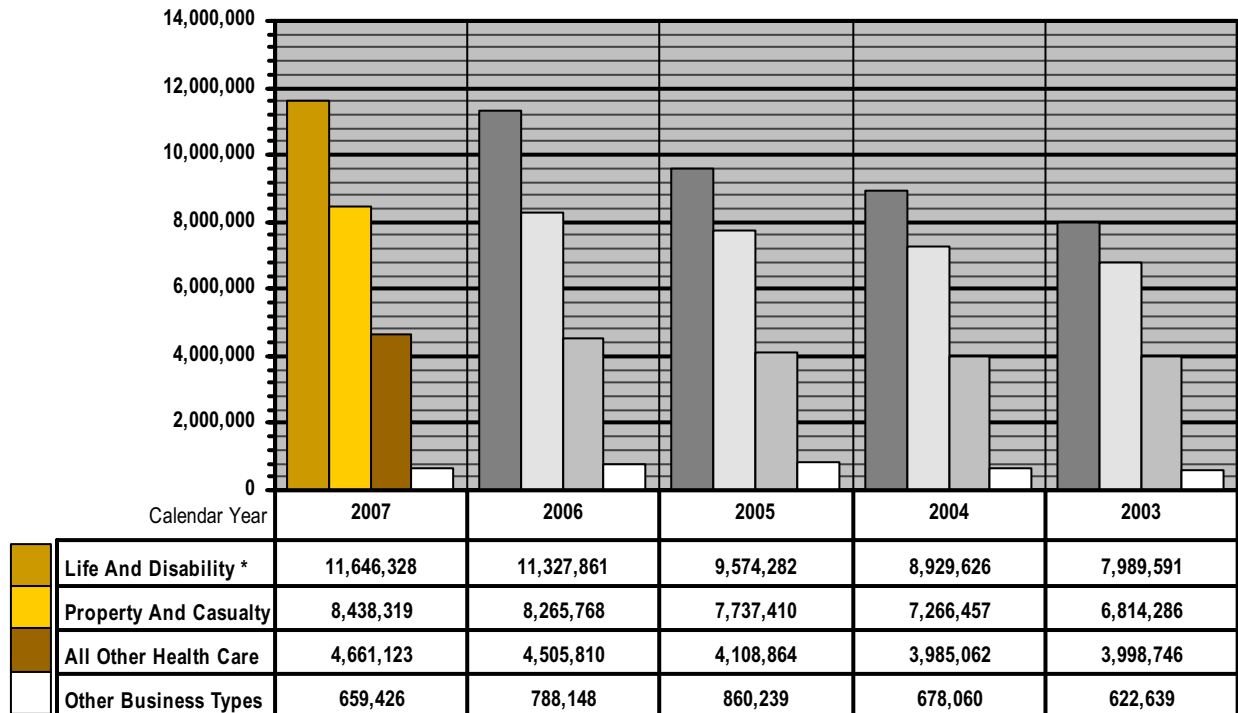


\* Deposit-Type Funds have been omitted from total Arizona Life and Disability Premiums. Annuity and Other Considerations are still included.  
 † Credit Life and Disability Reinsurance fiscal year financial information is due August 1 or November 1 pursuant to A.R.S. § 20-1082.  
 ‡ Excludes Captive Insurers.

**SYNOPSIS OF 2007 ANNUAL STATEMENTS - (continued)**

INSURER TYPE	NUMBER OF INSURERS	ASSETS	LIABILITIES	CAPITAL & SURPLUS	ARIZONA PREMIUMS
(\$000 Omitted)					
<b>TOTAL ARIZONA PREMIUMS BY INSURER TYPE</b>					
<b>Life And Disability</b>					
LIFE AND DISABILITY INSURER *	560	4,829,400,129	4,526,679,333	302,720,796	11,554,675
FRATERNAL BENEFIT SOCIETY *	26	93,172,444	83,798,154	9,374,291	86,332
CERTIFICATE OF EXEMPTION ARS 20-401.05	2	88,696	7,543	81,153	5,321
LIFE AND DISABILITY REINSURER	75	1,395,520	1,005,882	389,638	n/a
UNAFFILIATED CREDIT LIFE & DISABILITY REINSURER †	69	n/a	n/a	n/a	n/a
<b>All Other Health Care</b>					
HEALTH CARE SERVICES ORGANIZATION	11	1,452,432	621,356	831,076	3,257,894
HOSPITAL, MEDICAL, DENTAL & OPTOMETRIC SERVICE	3	996,933	308,605	688,328	1,359,541
PREPAID DENTAL PLAN ORGANIZATION	6	16,911	5,841	11,070	43,688
<b>Property And Casualty</b>					
PROPERTY AND CASUALTY INSURER	920	1,287,032,287	774,227,240	512,805,047	8,384,441
RISK RETENTION GROUP	114	3,695,732	2,391,104	1,304,629	53,877
MECHANICAL REIMBURSEMENT REINSURER	4	6,247	3,471	2,776	n/a
<b>Other Business Types ‡</b>					
TITLE INSURER	30	8,451,069	6,033,738	2,417,331	500,895
MORTGAGE GUARANTY INSURER	25	24,990,471	21,435,141	3,555,331	147,283
PREPAID LEGAL INSURER	2	73,675	17,940	55,735	11,248
LIFE CARE PROVIDER	13	734,266	739,484	-5,218	n/a
<b>GRAND TOTAL:</b>	<b>1,860</b>	<b>6,251,506,812</b>	<b>5,417,274,830</b>	<b>834,231,981</b>	<b>25,405,195</b>

**Total Arizona Premiums**  
(\$000 Omitted)



\* Deposit-Type Funds have been omitted from total Arizona Life and Disability Premiums. Annuity and Other Considerations are still included.  
 † Credit Life and Disability Reinsurance fiscal year financial information is due August 1 or November 1 pursuant to A.R.S. § 20-1082.  
 ‡ Excludes Captive Insurers.

# INSURERS AUTHORIZED IN ARIZONA

AS OF DECEMBER 31, 2007

NAME	DOMICILE	NAIC #	TELEPHONE	ASSETS	LIABILITIES	CAPITAL & SURPLUS	ARIZONA PREMIUMS	AUTHORIZED LINES
AAA FIRE & CASUALTY INS CO *	AK	10921	(415)241-3886	39,634,596	24,138,770	15,495,521	30,638,165	CI MT PI VE
AAA LIFE INS CO	MI	71854	(734)779-2600	296,327,765	227,590,260	68,737,505	3,263,453	DI LI
AAA MEMBERS INS CO *	CA	37770	(415)565-2841	122,224,571	48,254,970	73,969,601	48,256,716	CI MT PI VE
ABRAZO ADVANTAGE HEALTH PLAN, INC.	AZ	10160	(602)824-3812	245,401,300	21,917,244	223,484,055	39,557,717	HC
ACA FINANCIAL GUARANTY CORP	MD	22896	(212)375-2000	691,791,549	462,651,493	229,140,057	0	SU
ACACIA LIFE INS CO	DC	60038	(301)280-1000	1,647,280,136	1,305,925,581	341,354,554	2,744,083	DI LI VA VL
ACADIA INS CO	NH	31325	(207)772-4300	153,586,270	95,360,342	58,225,924	2,318,093	CW MT PI SU VE
ACCENDO INS CO	UT	63444	(801)961-6000	10,159,313	174,293	9,985,020	0	DI LI
ACCEPTANCE INS CO	NE	37958	(712)329-3600	39,797,970	45,828,987	(6,031,017)	0	SUSPENDED
ACCIDENT FUND GENERAL INS CO	MI	12304	(517)342-4200	101,194,219	72,192,319	29,001,900	0	CW
ACCIDENT FUND INS CO OF AMERICA	MI	10166	(517)367-1400	2,108,197,231	1,451,347,901	656,849,330	289,686	CW
ACCIDENT FUND NATIONAL INS CO	MI	12305	(517)342-4200	175,820,123	127,953,054	47,867,069	0	CW
ACCREDITED SURETY AND CASUALTY CO, INC.	FL	26379	(407)841-8500	32,599,788	10,363,998	22,235,790	65,190	CI SU
ACE AMERICAN INS CO	PA	22667	(215)640-1000	7,799,063,925	5,822,823,871	1,976,240,054	55,551,557	CW DI MT PI SU VE
ACE FIRE UNDERWRITERS INS CO	PA	20702	(215)640-1000	90,804,997	32,196,820	58,608,177	2,534,863	CW DI MT PI SU VE
ACE INDEMNITY INS CO	PA	10030	(215)640-1000	32,410,347	18,208,893	14,201,454	0	CW MT PI SU VE
ACE LIFE INS CO	CT	60348	(203)352-6003	19,663,322	6,000,371	13,662,951	0	DI LI VA VL
ACE PROPERTY AND CASUALTY INS CO	PA	20699	(215)640-1000	5,965,997,449	4,085,939,771	1,880,057,678	3,595,754	CW DI MT PI SU VE
ACIG INS CO	IL	19984	(972)702-9004	288,262,342	210,034,449	78,227,894	134,980	CW MT PI SU VE
ACME LIFE INS CO	AZ	---	(847)572-6864	Financial Information Not Available †				UR
ACSTAR INS CO	IL	22950	(860)224-2000	89,619,104	58,009,198	31,609,906	84,019	CI MT PI SU VE
ACUITY, A MUTUAL INS CO	WI	14184	(920)458-9131	1,865,024,743	1,159,624,591	705,400,152	22,339,988	CW DI MT PI SU VE
ADMIRAL INDEMNITY CO	DE	44318	(856)429-9200	71,494,162	41,293,595	30,200,567	0	CI MT PI VE
ADMIRAL LIFE INS CO OF AMERICA	AZ	71390	(800)987-1593	9,906,266	652,159	9,254,107	1,523	DI LI
ADVANCED PHYSICIANS INS RRG, INC.	AZ	12166	(888)872-7475	811,693	16,242	795,451	0	RG
ADVANTA INS CO	AZ	33987	(215)385-3491	19,197,223	620,290	18,576,933	0	CI DI MT PI SU VE
ADVANTA LIFE INS CO	AZ	80055	(215)385-3491	9,196,752	389,529	8,807,223	0	DI LI
ADVANTAGE WORKERS COMPENSATION INS CO	IN	40517	(801)288-8750	109,488,518	52,593,268	56,895,250	1,485,251	CW SU
AEGIS SECURITY INS CO	PA	33898	(717)657-9671	78,028,890	39,152,546	38,876,344	1,350,096	CI MT PI SU VE
AETNA HEALTH AND LIFE INS CO	CT	78700	(860)273-0123	1,581,599,913	1,373,069,880	208,530,033	0	DI LI
AETNA HEALTH INC.	AZ	95003	(602)427-2200	81,260,443	37,209,946	44,050,497	299,571,295	HC
AETNA INS CO OF CONNECTICUT	CT	36153	(860)273-7126	18,984,981	1,307,092	17,677,889	176,329	CI VE
AETNA LIFE INS CO	CT	60054	(860)273-0123	33,471,046,409	30,231,881,985	3,239,164,424	233,258,156	DI LI
AFFILIATED FM INS CO	RI	10014	(401)275-3000	1,361,223,254	685,718,338	675,504,916	6,197,992	CI MT PI SU VE
AFFIRMATIVE INS CO	IL	42609	(972)728-6300	500,796,865	320,658,344	180,138,520	977,838	CI PI
AGL LIFE ASSURANCE CO	PA	60232	(484)530-4800	5,091,050,715	5,079,668,721	11,381,994	2,367	DI LI VA VL
AGRI GENERAL INS CO	IA	42757	(515)559-1000	601,366,750	144,389,323	456,977,427	2,222,219	CI MT PI VE

Company Names: CO = COMPANY CORP = CORPORATION INS = INSURANCE RRG = RISK RETENTION GROUP  
 CE = CERTIFICATE OF EXEMPTION ( WITH LINES OF AUTHORITY )  
 Authorized Lines: CI = CASUALTY CP = CAPTIVE INSURER CW = CASUALTY WITH WORKERS' COMPENSATION DI = DISABILITY DS = DENTAL SERVICE  
 HC = HEALTH CARE SERVICES ORGANIZATION HS = HOSPITAL SERVICE LC = LIFE CARE PROVIDER LP = LIFE CARE PROVIDER PROVISIONAL PERMIT  
 LI = LIFE LR = LIFE AND DISABILITY REINSURANCE MG = MORTGAGE GUARANTY MR = MECHANICAL REIMBURSEMENT REINSURANCE MS = MEDICAL SERVICE  
 MT = MARINE AND TRANSPORTATION OS = OPTOMETRIC SERVICE PD = PREPAID DENTAL PLAN PI = PROPERTY PL = PREPAID LEGAL  
 RG = DOMESTIC RISK RETENTION GROUP SU = SURETY TI = TITLE UR = UNAFFILIATED CREDIT LIFE AND DISABILITY REINSURANCE VA = VARIABLE ANNUITY  
 VE = VEHICLE VL = VARIABLE LIFE

Financial information is as of 12/31/2007 unless alternative fiscal year end is indicated.

† Fiscal year financial information due August 1 or November 1, 2008 pursuant to A.R.S. § 20-1083.

‡ Financial information was not required during this period or is not available due to regulatory action or notification of merger or withdrawal.

\* DBA (Doing Business As)

\*\* Life Care Facility

**INSURERS AUTHORIZED IN ARIZONA AS OF DECEMBER 31, 2007 - (continued)**

NAME	DOMICILE	NAIC #	TELEPHONE	ASSETS	LIABILITIES	CAPITAL & SURPLUS	ARIZONA PREMIUMS	AUTHORIZED LINES
AIG ADVANTAGE INS CO	MN	25232	(302)252-2000	71,129,633	48,731,336	22,398,297	978,377	CW DI MT PI SU VE
AIG ANNUITY INS CO	TX	70432	(800)424-4990	50,552,567,578	46,821,292,995	3,731,274,583	51,417,153	DI LI VA
AIG CASUALTY CO	PA	19402	(212)770-7000	4,835,789,903	2,951,765,452	1,884,024,451	9,618,275	CW DI MT PI SU VE
AIG CENTENNIAL INS CO	PA	34789	(302)252-2000	630,728,830	295,704,307	335,024,523	2,017,024	CI DI MT PI SU VE
AIG INDEMNITY INS CO	PA	43974	(302)252-2000	62,486,785	33,232,745	29,254,040	2,773,754	CI DI MT PI VE
AIG LIFE INS CO	DE	66842	(713)522-1111	10,790,222,356	10,345,416,530	444,805,826	6,421,292	DI LI VA VL
AIG NATIONAL INS CO, INC.	NY	36587	(770)753-8300	50,729,977	32,487,557	18,242,420	20,189,813	CI DI MT PI SU VE
AIG PREFERRED INS CO	PA	22225	(302)252-2000	78,810,759	49,650,581	29,160,178	3,396,433	CI DI MT PI SU VE
AIG PREMIER INS CO	PA	20796	(302)252-2000	374,283,126	212,140,499	162,142,627	783,237	CW DI MT PI SU VE
AIG SUNAMERICA LIFE ASSURANCE CO	AZ	60941	(888)502-0600	35,072,376,831	33,917,697,133	1,154,679,698	27,828,571	DI LI VA
AIU INS CO	NY	19399	(212)770-7000	3,104,196,330	1,705,704,002	1,398,492,328	52,179	CW DI MT PI SU VE
ALAMANCE INS CO	IL	10957	(336)586-2500	407,044,965	162,051,816	244,993,149	0	CI MT PI SU VE
ALASKA NATIONAL INS CO	AK	38733	(907)248-2642	708,244,500	463,219,383	245,025,117	857,301	CW MT PI SU VE
ALEA NORTH AMERICA INS CO	NY	24899	(860)513-4180	453,690,249	289,470,000	164,220,249	8,583	CW MT PI SU VE
ALL AMERICA INS CO	OH	20222	(419)238-1010	232,773,097	133,885,597	98,887,497	3,360,631	CW MT PI SU VE
ALLEGHENY CASUALTY CO	PA	13285	(814)336-2521	22,171,287	5,910,977	16,260,310	0	SU
ALLEGIANCE LIFE INS CO	IL	62790	(217)789-2500	291,453,597	13,649,164	277,804,433	0	DI LI
ALLEGIANT INS CO, INC., A RRG	HI	11965	(808)585-3528	10,887,841	6,048,093	4,839,748	4,463,998	CI
ALLIANCE INS CO (RRG)	VT	12860	(802)851-0175	Financial Information Not Available ‡				CI
ALLIANCE INTERNATIONAL INS, INC.	AZ	---	(516)921-5950	Financial Information Not Available †				UR
ALLIANCE OF NONPROFITS FOR INS, RRG	VT	10023	(802)229-5042	35,092,536	20,072,905	15,019,631	0	CI
ALLIANT NATIONAL TITLE INS CO, INC.	CO	12309	(303)682-9800	3,870,716	1,516,163	2,354,553	0	TI
ALLIANZ GLOBAL RISKS US INS CO	CA	35300	(818)260-7500	4,707,822,151	1,108,358,843	3,599,463,308	19,018,582	CW MT PI SU VE
ALLIANZ LIFE AND ANNUITY CO	MN	69604	(763)765-7488	20,421,307	9,150,104	11,271,203	0	LI
ALLIANZ LIFE INS CO OF NORTH AMERICA	MN	90611	(763)765-6500	68,688,474,221	66,247,136,517	2,441,337,704	252,151,981	DI LI VA VL
ALLIED PROFESSIONALS INS CO, RRG	AZ	11710	(888)872-7475	13,579,896	7,749,125	5,830,772	189,034	RG
ALLIED PROPERTY AND CASUALTY INS CO	IA	42579	(515)508-4211	140,231,104	47,502,378	92,728,726	5,339,544	CW MT PI SU VE
ALLIED WORLD NATIONAL ASSURANCE CO	NH	10690	(857)288-6000	120,628,379	64,523,091	56,105,288	0	CI
ALLMERICA FINANCIAL BENEFIT INS CO	MI	41840	(508)853-7200	15,563,104	1,127	15,561,977	0	CW DI MT PI SU VE
ALLSTATE ASSURANCE CO	IL	70866	(847)402-5000	11,368,842	2,717,533	8,651,309	0	LI
ALLSTATE FIRE AND CASUALTY INS CO	IL	29688	(847)402-5000	16,818,578	243,128	16,575,450	112,807,707	CI DI MT PI SU VE
ALLSTATE INDEMNITY CO	IL	19240	(847)402-5000	77,000,453	3,459,142	73,541,311	115,915,713	CW DI MT PI SU VE
ALLSTATE INS CO	IL	19232	(847)402-5000	46,162,434,295	28,127,896,673	18,034,537,621	169,304,717	CW DI MT PI SU VE
ALLSTATE LIFE INS CO	IL	60186	(847)402-5000	77,027,928,739	74,405,429,962	2,622,498,777	54,475,905	DI LI VA VL
ALLSTATE PROPERTY AND CASUALTY INS CO	IL	17230	(847)402-5000	68,884,359	749,316	68,135,043	167,075,545	CI DI MT PI SU VE
ALPHA DENTAL OF ARIZONA, INC.	AZ	95366	(562)924-8311	383,159	71,891	311,270	251,348	PD
ALPHA INS CO LIMITED	AZ	---	(602)427-3251	Financial Information Not Available				CP
ALPHA PROPERTY & CASUALTY INS CO	WI	38156	(972)690-5500	28,903,189	15,153,240	13,749,950	5,677,560	CI PI VE
ALTA HEALTH & LIFE INS CO	IN	67369	(303)689-3000	130,838,782	72,763,444	58,075,338	354,874	DI LI VA

Company Names: CO = COMPANY CORP = CORPORATION INS = INSURANCE RRG = RISK RETENTION GROUP  
 Authorized Lines: CE = CERTIFICATE OF EXEMPTION ( WITH LINES OF AUTHORITY )  
 CI = CASUALTY CP = CAPTIVE INSURER CW = CASUALTY WITH WORKERS' COMPENSATION DI = DISABILITY DS = DENTAL SERVICE  
 HC = HEALTH CARE SERVICES ORGANIZATION HS = HOSPITAL SERVICE LC = LIFE CARE PROVIDER LP = LIFE CARE PROVIDER PROVISIONAL PERMIT  
 LI = LIFE LR = LIFE AND DISABILITY REINSURANCE MG = MORTGAGE GUARANTY MR = MECHANICAL REIMBURSEMENT REINSURANCE MS = MEDICAL SERVICE  
 MT = MARINE AND TRANSPORTATION OS = OPTOMETRIC SERVICE PD = PREPAID DENTAL PLAN PI = PROPERTY PL = PREPAID LEGAL  
 RG = DOMESTIC RISK RETENTION GROUP SU = SURETY TI = TITLE UR = UNAFFILIATED CREDIT LIFE AND DISABILITY REINSURANCE VA = VARIABLE ANNUITY  
 VE = VEHICLE VL = VARIABLE LIFE

Financial information is as of 12/31/2007 unless alternative fiscal year end is indicated.

† Fiscal year financial information due August 1 or November 1, 2008 pursuant to A.R.S. § 20-1083.

‡ Financial information was not required during this period or is not available due to regulatory action or notification of merger or withdrawal.

\* DBA (Doing Business As)

\*\* Life Care Facility

**INSURERS AUTHORIZED IN ARIZONA AS OF DECEMBER 31, 2007 - (continued)**

NAME	DOMICILE	NAIC #	TELEPHONE	ASSETS	LIABILITIES	CAPITAL & SURPLUS	ARIZONA PREMIUMS	AUTHORIZED LINES
AMALGAMATED LIFE INS CO	NY	60216	(212)539-5000	57,375,290	27,355,980	30,019,310	0	DI LI
AMBAC ASSURANCE CORP	WI	18708	(212)668-0340	10,791,563,779	7,475,421,128	3,316,142,651	9,989,262	SU
AMCO INS CO	IA	19100	(515)508-4211	966,595,485	479,375,604	487,219,881	56,957,294	CW MT PI SU VE
AMCOMP ASSURANCE CORP	FL	25402	(800)226-1898	264,687,583	162,619,508	102,068,075	4,540	CW
AMERICAN ACCESS CASUALTY CO	IL	10730	(630)645-7750	110,406,605	75,839,937	34,566,668	0	VE
AMERICAN AGRI-BUSINESS INS CO	TX	12548	(806)473-0333	375,496,088	362,757,839	12,738,249	2,104	PI
AMERICAN AGRICULTURAL INS CO	IN	10103	(847)969-2900	1,290,394,108	737,123,945	553,270,163	0	CI MT PI SU VE
AMERICAN ALTERNATIVE INS CORP	DE	19720	(609)243-4200	421,563,437	267,088,657	154,474,780	9,309,869	CW DI MT PI SU VE
AMERICAN AMBASSADOR CASUALTY CO	IL	10073	(617)357-9500	9,136,524	664,921	8,471,603	0	CI VE
AMERICAN ASSOCIATION OF ORTHODONTISTS INS CO (A RRG)	VT	10232	(802)229-5042	24,560,952	19,624,313	4,936,639	334,543	CI
AMERICAN AUTOMOBILE INS CO	MO	21849	(415)899-2000	447,529,524	250,851,319	196,678,205	4,899,692	CW DI MT PI SU VE
AMERICAN BANKERS INS CO OF FLORIDA	FL	10111	(305)253-2244	1,348,064,515	974,399,490	373,665,025	20,964,357	CI DI MT PI SU VE
AMERICAN BANKERS LIFE ASSURANCE CO OF FLORIDA	FL	60275	(305)253-2244	789,737,579	662,320,847	127,416,732	3,428,675	DI LI
AMERICAN BUILDERS INS CO RRG, INC.	MT	12631	(202)471-5944	1,262,882	284,673	978,209	11,959	CI
AMERICAN BUSINESS & PERSONAL INS MUTUAL, INC.	DE	40789	(312)346-8100	41,817,486	20,328,804	21,488,682	0	CW MT PI
AMERICAN CAPITOL INS CO	TX	60291	(207)240-6300	70,097,564	61,931,789	8,165,775	12,589	DI LI
AMERICAN CASUALTY CO OF READING, PENNSYLVANIA	PA	20427	(312)822-5000	120,743,364	21,321	120,722,043	9,103,451	CW DI MT PI SU VE
AMERICAN CENTENNIAL INS CO	DE	10391	(302)479-2100	37,432,237	10,965,013	26,467,224	0	CI DI MT PI SU VE
AMERICAN CENTRAL INS CO	MO	37915	<i>Name changed 9/27/07, now known as ESSENTIA INS CO</i>					
AMERICAN CENTURY CASUALTY CO	TX	10807	(281)919-0150	115,827,181	70,019,587	45,807,594	0	MT PI VE
AMERICAN CLASSIC REINSURANCE CO	AZ	69595	(602)266-1166	1,173,351	150,920	1,022,431	0	LR
AMERICAN COMMERCE INS CO	OH	19941	(508)922-8276	387,941,826	242,294,749	145,647,077	13,084,688	CI DI MT PI SU VE
AMERICAN COMMUNITY MUTUAL INS CO	MI	60305	(734)591-4645	161,585,115	59,196,421	102,388,694	34,202,373	DI LI
AMERICAN CONCEPT INS CO	RI	31909	(401)453-7163	7,705,437	4,757,353	2,948,084	0	CI MT PI VE
AMERICAN CONTINENTAL INS CO	TN	12321	(615)377-1300	10,696,592	2,198,036	8,498,556	14,984	DI LI
AMERICAN CONTRACTORS INDEMNITY CO	CA	10216	(310)649-0990	248,800,804	185,403,700	63,397,104	2,909,627	SU
AMERICAN CONTRACTORS INS CO, RRG	TX	12300	(972)702-9004	11,146,656	5,805,517	5,341,139	1,528,114	CI
AMERICAN ECONOMY INS CO	IN	19690	(206)545-5000	1,525,338,883	1,125,004,856	400,334,027	4,485,530	CW MT PI SU VE
AMERICAN EMPIRE INS CO	OH	37990	(513)369-3000	51,967,444	26,328,387	25,639,057	0	CI MT PI VE
AMERICAN EMPLOYERS' INS CO	MA	20613	<i>Name changed 8/31/07, now known as SPARTA INS CO</i>					
AMERICAN EQUITY INS CO	AZ	43117	(651)688-4100	102,451,862	1,586,603	100,865,259	0	CI MT PI SU VE
AMERICAN EQUITY INVESTMENT LIFE INS CO	IA	92738	(515)221-0002	12,697,226,855	11,706,425,400	990,801,455	98,879,338	LI VA VL
AMERICAN EXCESS INS EXCHANGE, RRG	VT	10903	(802)863-4400	363,241,491	226,494,669	136,746,822	1,610,000	CI
AMERICAN FAMILY HOME INS CO	FL	23450	(513)943-7200	447,224,154	308,198,740	139,025,414	2,817,479	CI MT PI VE
AMERICAN FAMILY LIFE ASSURANCE CO OF COLUMBUS	NE	60380	(706)660-7081	55,667,865,394	51,459,568,053	4,208,297,341	56,996,278	DI LI
AMERICAN FAMILY LIFE INS CO	WI	60399	(608)249-2111	3,893,876,194	3,392,361,107	501,515,087	26,663,862	DI LI VA VL
AMERICAN FAMILY MUTUAL INS CO	WI	19275	(608)249-2111	11,342,683,336	7,197,978,413	4,144,704,923	423,687,588	CW DI MT PI SU VE
AMERICAN FEDERATION INS CO	FL	43699	(616)942-3000	19,541,651	5,011,025	14,530,626	1,581,250	CI MT PI VE
AMERICAN FEED INDUSTRY INS CO, RRG	IA	44202	(515)254-0400	15,308,636	7,158,627	8,150,009	5,027	CI

Company Names: **CO** = COMPANY **CORP** = CORPORATION **INS** = INSURANCE **RRG** = RISK RETENTION GROUP  
 Authorized Lines: **CE** = CERTIFICATE OF EXEMPTION ( WITH LINES OF AUTHORITY )  
**CI** = CASUALTY **CP** = CAPTIVE INSURER **CW** = CASUALTY WITH WORKERS' COMPENSATION **DI** = DISABILITY **DS** = DENTAL SERVICE  
**HC** = HEALTH CARE SERVICES ORGANIZATION **HS** = HOSPITAL SERVICE **LC** = LIFE CARE PROVIDER **LP** = LIFE CARE PROVIDER PROVISIONAL PERMIT  
**LI** = LIFE **LR** = LIFE AND DISABILITY REINSURANCE **MG** = MORTGAGE GUARANTY **MR** = MECHANICAL REIMBURSEMENT REINSURANCE **MS** = MEDICAL SERVICE  
**MT** = MARINE AND TRANSPORTATION **OS** = OPTOMETRIC SERVICE **PD** = PREPAID DENTAL PLAN **PI** = PROPERTY **PL** = PREPAID LEGAL  
**RG** = DOMESTIC RISK RETENTION GROUP **SU** = SURETY **TI** = TITLE **UR** = UNAFFILIATED CREDIT LIFE AND DISABILITY REINSURANCE **VA** = VARIABLE ANNUITY  
**VE** = VEHICLE **VL** = VARIABLE LIFE

Financial information is as of 12/31/2007 unless alternative fiscal year end is indicated.  
 † Fiscal year financial information due August 1 or November 1, 2008 pursuant to A.R.S. § 20-1083.  
 ‡ Financial information was not required during this period or is not available due to regulatory action or notification of merger or withdrawal.  
 \* DBA (Doing Business As)  
 \*\* Life Care Facility



**INSURERS AUTHORIZED IN ARIZONA AS OF DECEMBER 31, 2007 - (continued)**

NAME	DOMICILE	NAIC #	TELEPHONE	ASSETS	LIABILITIES	CAPITAL & SURPLUS	ARIZONA PREMIUMS	AUTHORIZED LINES	
AMERICAN FIDELITY ASSURANCE CO	OK	60410	(405)523-2000	3,211,690,427	2,998,045,961	213,644,466	15,922,315	DI LI VA	
AMERICAN FIDELITY LIFE INS CO	FL	60429	(850)456-7401	477,239,761	400,184,370	77,055,391	361,448	DI LI	
AMERICAN FINANCIAL SECURITY LIFE INS CO	MO	69337	(913)341-1190	2,147,517	59,555	2,087,962	384	SUSPENDED	
AMERICAN FIRE AND CASUALTY CO	OH	24066	(513)603-7400	37,032,712	1,344,639	35,688,072	4,287,452	CW MT PI SU VE	
AMERICAN FUJI FIRE AND MARINE INS CO	IL	40398	(877)514-3542	106,084,208	25,181,926	80,902,282	36,652	CW DI MT PI SU VE	
AMERICAN GENERAL ASSURANCE CO	IL	68373	(732)922-7000	287,680,612	143,007,866	144,672,746	1,632,520	DI LI	
AMERICAN GENERAL INDEMNITY CO	IL	24376	(732)922-7000	50,952,187	12,155,740	38,796,447	(1,529)	CI DI MT PI VE	
AMERICAN GENERAL LIFE AND ACCIDENT INS CO	TN	66672	(615)749-1000	9,134,161,267	8,587,274,259	546,887,008	939,340	DI LI	
AMERICAN GENERAL LIFE INS CO	TX	60488	(713)522-1111	36,523,158,001	30,828,323,568	5,694,834,433	57,287,508	DI LI VA VL	
AMERICAN GENERAL PROPERTY INS CO	TN	31208	(615)749-1000	66,311,941	13,793,464	52,518,477	0	DI PI	
AMERICAN GUARANTEE AND LIABILITY INS CO	NY	26247	(847)605-6000	339,931,884	186,310,463	153,621,421	14,719,389	CW DI MT PI SU VE	
AMERICAN GUARANTY TITLE INS CO	OK	51411	(405)942-4848	14,283,946	2,776,365	11,507,581	0	TI	
AMERICAN HALLMARK INS CO OF TEXAS	TX	43494	(817)348-1600	253,113,071	167,211,349	85,901,722	0	CI MT PI SU VE	
AMERICAN HARDWARE MUTUAL INS CO	OH	13331	(614)225-8211	332,854,026	203,779,489	129,074,537	1,764,576	CW DI MT PI SU VE	
AMERICAN HEALTH AND LIFE INS CO	TX	60518	(817)348-7500	1,676,167,789	789,982,421	886,185,368	2,166,348	DI LI	
AMERICAN HEALTHCARE INDEMNITY CO	DE	39152	(310)551-5900	112,089,219	71,960,900	40,128,319	640,335	CI PI SU	
AMERICAN HERITAGE LIFE INS CO	FL	60534	(904)992-1776	1,376,587,014	1,172,624,247	203,962,766	5,187,572	DI LI	
AMERICAN HOME ASSURANCE CO	NY	19380	(212)770-7000	28,856,269,427	21,559,313,091	7,296,956,336	85,235,562	CW DI MT PI SU VE	
AMERICAN HOME LIFE INS CO	KS	60542	(785)235-6276	164,090,307	149,453,312	14,636,995	749,752	DI LI	
AMERICAN HONDA INS CORP	FY Ending 03/31/2007	AZ	--- (602)478-8176	Financial Information Not Available					CP
AMERICAN INCOME LIFE INS CO	IN	60577	(254)751-8600	1,705,886,648	1,484,700,233	221,186,415	7,488,402	DI LI	
AMERICAN INS CO, THE	OH	21857	(513)762-5700	1,655,051,455	998,638,615	656,412,840	26,152,211	CW MT PI SU VE	
AMERICAN INTERNATIONAL INS CO	NY	32220	(302)252-2000	1,221,895,014	854,731,128	367,163,886	9,154,553	CI DI MT PI SU VE	
AMERICAN INTERNATIONAL SOUTH INS CO	PA	40258	(212)770-7000	37,913,030	1,081,028	36,832,002	887,482	CW MT PI VE	
AMERICAN INVESTORS LIFE INS CO, INC.	KS	60631	(515)362-3600	10,586,318,042	9,944,606,268	641,711,774	144,552,275	DI LI	
AMERICAN LABOR LIFE INS CO	AZ	89427	(717)872-8576	4,626,357	1,372,525	3,253,832	11,521	DI LI	
AMERICAN LIFE AND ANNUITY CO, INC., THE	AZ	60235	(865)588-8228	633,187	203,277	429,910	0	LI	
AMERICAN LIVE STOCK INS CO	IL	10200	Name changed 12/31/07, now known as HISCOX INS CO INC.						
AMERICAN MANUFACTURERS MUTUAL INS CO	IL	30562	(847)320-2000	10,942,180	60,919	10,881,261	7,864	CW DI MT PI SU VE	
AMERICAN MATURITY LIFE INS CO	CT	81213	(860)843-3978	65,197,563	23,941,680	41,255,883	93,876	DI LI VA	
AMERICAN MEDICAL AND LIFE INS CO	NY	81418	(646)223-9300	21,690,882	8,985,284	12,705,598	27,565	DI LI	
AMERICAN MEDICAL SECURITY LIFE INS CO	WI	97179	(920)661-6020	237,915,974	84,495,924	153,420,050	14,769,888	DI LI	
AMERICAN MEMORIAL LIFE INS CO	SD	67989	(605)399-3643	1,935,452,212	1,849,024,496	86,427,716	10,154,709	DI LI	
AMERICAN MERCURY INS CO	OK	16810	(405)621-6585	363,632,373	240,179,289	123,453,084	1,255,135	CI MT PI SU VE	
AMERICAN MINING INS CO, INC.	AL	15911	(205)823-4496	108,296,819	77,897,316	30,399,503	183,251	CW MT PI VE	
AMERICAN MODERN HOME INS CO	OH	23469	(800)543-2644	877,724,844	595,101,757	282,623,087	8,011,748	CI DI MT PI SU VE	
AMERICAN MODERN LIFE INS CO	OH	65811	(513)943-7200	64,638,775	42,571,235	22,067,540	152,762	DI LI	
AMERICAN MODERN SELECT INS CO	OH	38652	(800)759-9008	82,945,836	60,720,665	22,225,171	3,486,577	CI MT PI VE	
AMERICAN MOTORISTS INS CO	IL	22918	(708)320-2000	23,859,452	658,361	23,201,091	7,536	CW DI MT PI SU VE	

Company Names: **CO** = COMPANY **CORP** = CORPORATION **INS** = INSURANCE **RRG** = RISK RETENTION GROUP  
 Authorized Lines: **CE** = CERTIFICATE OF EXEMPTION ( WITH LINES OF AUTHORITY )  
**CI** = CASUALTY **CP** = CAPTIVE INSURER **CW** = CASUALTY WITH WORKERS' COMPENSATION **DI** = DISABILITY **DS** = DENTAL SERVICE  
**HC** = HEALTH CARE SERVICES ORGANIZATION **HS** = HOSPITAL SERVICE **LC** = LIFE CARE PROVIDER **LP** = LIFE CARE PROVIDER PROVISIONAL PERMIT  
**LI** = LIFE **LR** = LIFE AND DISABILITY REINSURANCE **MG** = MORTGAGE GUARANTY **MR** = MECHANICAL REIMBURSEMENT REINSURANCE **MS** = MEDICAL SERVICE  
**MT** = MARINE AND TRANSPORTATION **OS** = OPTOMETRIC SERVICE **PD** = PREPAID DENTAL PLAN **PI** = PROPERTY **PL** = PREPAID LEGAL  
**RG** = DOMESTIC RISK RETENTION GROUP **SU** = SURETY **TI** = TITLE **UR** = UNAFFILIATED CREDIT LIFE AND DISABILITY REINSURANCE **VA** = VARIABLE ANNUITY  
**VE** = VEHICLE **VL** = VARIABLE LIFE

Financial information is as of 12/31/2007 unless alternative fiscal year end is indicated.  
 † Fiscal year financial information due August 1 or November 1, 2008 pursuant to A.R.S. § 20-1083.  
 ‡ Financial information was not required during this period or is not available due to regulatory action or notification of merger or withdrawal.  
 \* DBA (Doing Business As)  
 \*\* Life Care Facility

**INSURERS AUTHORIZED IN ARIZONA AS OF DECEMBER 31, 2007 - (continued)**

NAME	DOMICILE	NAIC #	TELEPHONE	ASSETS	LIABILITIES	CAPITAL & SURPLUS	ARIZONA PREMIUMS	AUTHORIZED LINES
AMERICAN NATIONAL GENERAL INS CO	MO	39942	(417)887-0220	99,226,959	28,824,160	70,402,799	500,436	CI MT PI VE
AMERICAN NATIONAL INS CO	TX	60739	(409)766-4661	13,839,936,491	11,675,124,399	2,164,812,092	40,114,351	DI LI VA VL
AMERICAN NATIONAL LIFE INS CO OF TEXAS	TX	71773	(409)763-4661	140,309,000	96,117,769	44,191,231	1,691,445	DI LI
AMERICAN NATIONAL PROPERTY AND CASUALTY CO	MO	28401	(417)887-4990	1,181,719,127	687,733,323	493,985,804	28,144,738	CW DI MT PI SU VE
AMERICAN NETWORK INS CO	PA	81078	(610)965-2222	123,803,803	102,581,940	21,221,863	9,105	DI
AMERICAN PHOENIX LIFE AND REASSURANCE CO	CT	91785	(860)403-5000	69,903,067	11,336,986	58,566,081	0	DI LI
AMERICAN PIONEER LIFE INS CO	FL	60763	(407)628-1776	174,096,511	144,602,320	29,494,191	1,029,596	DI LI
AMERICAN PRIDE CAPTIVE INS CO	FY Ending 06/30/2007 AZ	---	(888)872-7475	Financial Information Not Available				CP
AMERICAN PROFESSIONAL CAPTIVE INS CO	AZ	---	Name changed 4/5/07, now known as ARIZONA PROFESSIONAL INS CO.					
AMERICAN PROFESSIONALS INS CO	IN	12084	(609)896-1921	Financial Information Not Available ‡				SUSPENDED
AMERICAN PROPERTY & LIABILITY INS CO	AZ	---	(480)889-8960	Financial Information Not Available				CP
AMERICAN PUBLIC LIFE INS CO	OK	60801	(601)936-6600	77,027,071	61,974,572	15,052,499	483,300	DI LI
AMERICAN RELIABLE INS CO	AZ	19615	(480)483-8666	371,216,531	266,676,137	104,540,394	12,063,450	CW DI MT PI SU VE
AMERICAN REPUBLIC CORP INS CO	NE	67679	(402)496-8000	8,597,856	602,339	7,995,517	3,248	DI LI
AMERICAN REPUBLIC INS CO	IA	60836	(515)245-2155	475,302,982	259,471,547	215,831,435	23,733,318	DI LI
AMERICAN RETIREMENT LIFE INS CO	OH	88366	(513)333-5300	7,143,883	1,070,088	6,073,795	0	LI
AMERICAN ROAD INS CO, THE	MI	19631	(313)390-6170	675,244,738	308,876,074	366,368,664	572,420	CI MT PI SU VE
AMERICAN SAFETY CASUALTY INS CO	OK	39969	(770)916-1908	181,190,754	98,823,851	82,366,903	126,168	CW MT PI SU
AMERICAN SAFETY RRG, INC.	VT	25448	(770)916-1908	20,139,409	16,152,565	3,986,844	112,827	CI
AMERICAN SAVINGS LIFE INS CO	AZ	91910	(602)835-5000	21,418,250	6,811,667	14,606,583	80,957	DI LI
AMERICAN SECURITY INS CO	DE	42978	(770)763-1000	1,660,438,327	944,653,167	715,785,160	28,192,806	CI DI MT PI SU VE
AMERICAN SENTINEL INS CO	PA	17965	(717)540-0600	22,884,297	11,836,150	11,048,147	7,113	CI DI MT PI VE
AMERICAN SERVICE INS CO, INC.	IL	42897	(847)472-6700	87,772,545	58,005,411	29,767,134	0	CI MT PI VE
AMERICAN SKANDIA LIFE ASSURANCE CORP	CT	86630	(800)628-6039	43,236,056,729	42,797,708,083	438,348,646	196,288,175	DI LI VA VL
AMERICAN SOUTHERN HOME INS CO	FL	41998	(800)543-2644	89,902,047	65,624,839	24,277,208	0	CI MT PI SU VE
AMERICAN SOUTHERN INS CO	KS	10235	(404)266-9599	99,900,837	61,687,711	38,213,126	113,400	CI PI SU VE
AMERICAN SPECIALTY HEALTH INS CO	IL	84697	(619)578-2000	8,264,607	1,314,411	6,950,196	3,774	DI LI
AMERICAN STANDARD INS CO OF WISCONSIN	WI	19283	(608)249-2111	368,411,010	117,225,262	251,185,748	55,428,908	CI MT PI VE
AMERICAN STATES INS CO	IN	19704	(206)545-5000	2,069,992,619	1,557,928,351	512,064,268	6,315,924	CW DI MT PI SU VE
AMERICAN STATES INS CO OF TEXAS	TX	19712	(206)545-5000	22,988,013	2,337,096	20,650,917	0	CW DI MT PI VE
AMERICAN STATES PREFERRED INS CO	IN	37214	(206)545-5000	241,124,018	162,578,415	78,545,603	0	CI MT PI SU VE
AMERICAN STERLING INS CO	CA	40800	(949)587-3400	25,313,056	11,525,381	13,787,675	2,613,786	CI MT PI SU VE
AMERICAN STRATEGIC INS CORP.	FL	10872	(727)821-8765	259,280,528	136,496,859	122,783,669	0	CI MT PI
AMERICAN SUMMIT INS CO	TX	19623	(254)399-0626	38,844,166	13,180,798	25,663,368	13,111,642	CI DI MT PI SU VE
AMERICAN SURETY CO	IN	31380	(317)875-8700	15,352,837	2,313,431	13,039,406	25,821	SU
AMERICAN TRUCKING AND TRANSPORTATION INS CO, A RRG	MT	11534	(406)523-3934	11,603,109	8,724,150	2,878,958	0	CI VE
AMERICAN UNDERWRITERS LIFE INS CO	AZ	92649	(316)794-2200	56,071,703	43,615,433	12,456,273	221,308	DI LI
AMERICAN UNITED LIFE INS CO	IN	60895	(317)285-1877	14,032,817,875	13,354,891,269	677,926,606	21,692,673	DI LI VA VL
AMERICAN ZURICH INS CO	IL	40142	(847)605-6000	263,666,267	85,419,847	178,246,420	6,924,482	CW DI MT PI SU VE

Company Names: CO = COMPANY CORP = CORPORATION INS = INSURANCE RRG = RISK RETENTION GROUP  
 CE = CERTIFICATE OF EXEMPTION ( WITH LINES OF AUTHORITY )  
 Authorized Lines: CI = CASUALTY CP = CAPTIVE INSURER CW = CASUALTY WITH WORKERS' COMPENSATION DI = DISABILITY DS = DENTAL SERVICE  
 HC = HEALTH CARE SERVICES ORGANIZATION HS = HOSPITAL SERVICE LC = LIFE CARE PROVIDER LP = LIFE CARE PROVIDER PROVISIONAL PERMIT  
 LI = LIFE LR = LIFE AND DISABILITY REINSURANCE MG = MORTGAGE GUARANTY MR = MECHANICAL REIMBURSEMENT REINSURANCE MS = MEDICAL SERVICE  
 MT = MARINE AND TRANSPORTATION OS = OPTOMETRIC SERVICE PD = PREPAID DENTAL PLAN PI = PROPERTY PL = PREPAID LEGAL  
 RG = DOMESTIC RISK RETENTION GROUP SU = SURETY TI = TITLE UR = UNAFFILIATED CREDIT LIFE AND DISABILITY REINSURANCE VA = VARIABLE ANNUITY  
 VE = VEHICLE VL = VARIABLE LIFE

Financial information is as of 12/31/2007 unless alternative fiscal year end is indicated.

† Fiscal year financial information due August 1 or November 1, 2008 pursuant to A.R.S. § 20-1083.

‡ Financial information was not required during this period or is not available due to regulatory action or notification of merger or withdrawal.

\* DBA (Doing Business As)

\*\* Life Care Facility

**INSURERS AUTHORIZED IN ARIZONA AS OF DECEMBER 31, 2007 - (continued)**

NAME	DOMICILE	NAIC #	TELEPHONE	ASSETS	LIABILITIES	CAPITAL & SURPLUS	ARIZONA PREMIUMS	AUTHORIZED LINES
AMERICAN-AMICABLE LIFE INS CO OF TEXAS	TX	68594	(254)753-7311	335,744,094	278,272,776	57,471,318	716,085	DI LI
AMERICO FINANCIAL LIFE AND ANNUITY INS CO	TX	61999	(816)391-2000	3,735,648,072	3,510,199,651	225,448,421	15,022,377	DI LI
AMERIGUARD RRG, INC.	VT	12171	(802)229-5042	8,516,323	3,789,998	4,726,325	25,976	CI VE
AMERIHEALTH INS CO *	PA	93688	(215)241-2400	1,557,405,523	911,390,591	646,014,932	0	DI LI
AMERIN GUARANTY CORP	IL	30872	(215)564-6600	223,527,401	234,898,982	(11,371,581)	0	MG
AMERIPRISE INS CO	WI	12504	(920)330-5100	48,998,379	340,206	48,658,173	0	CI DI MT PI VE
AMERISERV LIFE INS CO	AZ	---	(814)533-5194	Financial Information Not Available †				UR
AMERISURE INS CO	MI	19488	(810)615-9000	607,016,108	440,219,659	166,796,449	46,310	CW MT PI SU VE
AMERISURE MUTUAL INS CO	MI	23396	(248)615-9000	1,719,367,364	1,124,606,894	594,760,470	616,337	CW MT PI SU VE
AMERITAS LIFE INS CORP.	NE	61301	(402)467-1122	6,392,306,514	5,514,186,108	878,120,405	20,785,819	DI LI VA VL
AMERUS LIFE INS CO	IA	61689	Name changed 11/1/07, now known as AVIVA LIFE AND ANNUITY CO					
AMEX ASSURANCE CO	IL	27928	(920)431-4051	232,390,855	86,722,095	145,668,760	5,880,820	CW DI MT PI SU VE
AMFIRST INS CO	OK	60250	(601)956-2028	7,558,805	2,542,038	5,016,767	0	CI DI
AMGUARD INS CO	PA	42390	(800)673-2465	263,526,254	201,995,143	61,531,111	0	CW DI MT PI SU VE
AMHERST LIFE INS CO	AZ	---	(602)957-4647	Financial Information Not Available †				UR
AMICA LIFE INS CO	RI	72222	(401)334-6000	923,146,400	764,505,100	158,641,300	599,295	LI
AMICA MUTUAL INS CO	RI	19976	(401)334-6000	4,077,429,748	1,787,553,695	2,289,876,053	17,503,639	CI MT PI VE
ANCHOR GENERAL INS CO	CA	40010	(858)527-3600	38,586,769	17,702,065	20,884,704	3,192,418	CI MT PI VE
ANESTHESIOLOGISTS PROFESSIONAL ASSURANCE CO	FL	37656	(904)354-5910	90,088,943	63,593,660	26,495,283	1,703,378	CI
ANNUITY & LIFE REASSURANCE AMERICA, INC.	CT	62421	(860)285-8252	11,886,360	164,163	11,722,198	102,673	DI LI
ANNUITY INVESTORS LIFE INS CO	OH	93661	(513)333-6246	1,739,484,511	1,673,548,538	65,935,974	7,664,509	DI LI VA VL
ANTHEM INS COMPANIES, INC.	IN	28207	(317)488-6000	1,897,357,699	1,338,197,483	559,160,216	0	CI DI PI VE
ANTHEM LIFE INS CO	IN	61069	(614)436-0688	276,394,403	212,249,445	64,144,958	1,218,814	DI LI
APPLIED MEDICO-LEGAL SOLUTIONS RRG, INC.	AZ	11598	(602)427-3234	42,618,445	26,539,624	16,078,821	3,785,102	RG
AQUAGUARDIAN INS CO, INC.	AZ	11845	(602)635-4848	17,437,938	12,254,288	5,183,651	1,145	CW
ARAG INS CO	IA	34738	(515)246-1200	46,912,713	14,586,923	32,325,790	144,510	PL
ARCADIAN HEALTH PLAN, INC.	WA	12151	(510)832-0311	73,366,762	52,047,967	21,318,795	21,849,030	HC
ARCH INS CO	MO	11150	(212)651-6500	1,464,993,714	924,446,147	540,547,567	20,383,697	CW DI MT PI SU VE
ARCH REINSURANCE CO	NE	10348	(973)898-9575	1,114,503,089	395,523,516	718,979,573	0	CW DI MT PI SU VE
ARCHITECTS & ENGINEERS INS CO, INC., A RRG	DE	44148	(800)437-2342	18,675,317	10,074,282	8,601,035	0	CI
ARGONAUT GREAT CENTRAL INS CO	IL	19860	(309)688-8571	165,524,481	87,359,542	78,164,939	1,833,278	CW MT PI SU VE
ARGONAUT INS CO	IL	19801	(800)470-7958	1,567,866,261	1,097,961,206	469,905,055	1,920,255	CW MT PI SU VE
ARGONAUT-MIDWEST INS CO	IL	19828	(800)470-7958	74,993,581	27,293,221	47,700,359	(88,761)	CW MT PI SU VE
ARGONAUT-SOUTHWEST INS CO	LA	19844	(210)321-8400	17,478,587	2,544,919	14,933,667	(4,467)	CW MT PI VE
ARIZONA AUTOMOBILE INS CO	AZ	11805	(480)413-9173	8,354,112	5,462,829	2,891,283	9,606,702	VE
ARIZONA HOME INS CO	AZ	38490	(602)993-1155	14,296,198	6,487,554	7,808,644	7,109,009	CI PI
ARIZONA NATIONAL LIFE INS CO	AZ	60018	(319)398-7979	21,496,416	18,403,145	3,093,271	0	LR
ARIZONA PROFESSIONAL INS CO.	AZ	---	(602)944-2900	Financial Information Not Available				CP
ARK DEFENSE, INC.	AZ	---	(602)337-6302	Financial Information Not Available				CP

Company Names: CO = COMPANY CORP = CORPORATION INS = INSURANCE RRG = RISK RETENTION GROUP  
 CE = CERTIFICATE OF EXEMPTION ( WITH LINES OF AUTHORITY )  
 Authorized Lines: CI = CASUALTY CP = CAPTIVE INSURER CW = CASUALTY WITH WORKERS' COMPENSATION DI = DISABILITY DS = DENTAL SERVICE  
 HC = HEALTH CARE SERVICES ORGANIZATION HS = HOSPITAL SERVICE LC = LIFE CARE PROVIDER LP = LIFE CARE PROVIDER PROVISIONAL PERMIT  
 LI = LIFE LR = LIFE AND DISABILITY REINSURANCE MG = MORTGAGE GUARANTY MR = MECHANICAL REIMBURSEMENT REINSURANCE MS = MEDICAL SERVICE  
 MT = MARINE AND TRANSPORTATION OS = OPTOMETRIC SERVICE PD = PREPAID DENTAL PLAN PI = PROPERTY PL = PREPAID LEGAL  
 RG = DOMESTIC RISK RETENTION GROUP SU = SURETY TI = TITLE UR = UNAFFILIATED CREDIT LIFE AND DISABILITY REINSURANCE VA = VARIABLE ANNUITY  
 VE = VEHICLE VL = VARIABLE LIFE

Financial information is as of 12/31/2007 unless alternative fiscal year end is indicated.

† Fiscal year financial information due August 1 or November 1, 2008 pursuant to A.R.S. § 20-1083.

‡ Financial information was not required during this period or is not available due to regulatory action or notification of merger or withdrawal.

\* DBA (Doing Business As)

\*\* Life Care Facility

**INSURERS AUTHORIZED IN ARIZONA AS OF DECEMBER 31, 2007 - (continued)**

NAME	DOMICILE	NAIC #	TELEPHONE	ASSETS	LIABILITIES	CAPITAL & SURPLUS	ARIZONA PREMIUMS	AUTHORIZED LINES
ARKANSAS LIFE INS CO	AZ	97551	(800)482-9260	1,108,535	520,233	588,301	0	LR
ARMED FORCES INS EXCHANGE	KS	41459	(913)727-5500	147,828,181	74,663,591	73,164,590	1,457,347	CI MT PI VE
ARROWOOD INDEMNITY CO	DE	24678	(704)522-2000	2,998,163,220	2,552,535,982	445,627,238	(47,677)	CW DI MT PI SU VE
ASSET PROTECTION PROGRAM RRG, INC.	SC	12224	(843)853-0446	3,240,329	1,034,820	2,205,509	52,272	CI
ASSOCIATED INDEMNITY CORP	CA	21865	(415)899-2000	177,620,305	105,784,133	71,836,172	1,802,350	CW DI MT PI SU VE
ASSOCIATED INS CO FOR EXCESS	AZ	---	(602)266-1166	Financial Information Not Available				CP
ASSURANCE CO OF AMERICA	NY	19305	(847)605-6000	91,259,325	71,603,709	19,655,616	10,590,684	CW DI MT PI SU VE
ASSURANCEAMERICA INS CO	SC	11558	(770)952-0200	61,111,324	49,149,905	11,961,419	0	CI PI VE
ASSURED GUARANTY CORP.	MD	30180	(212)974-0100	1,361,538,502	961,967,238	399,571,264	0	CI SU
ASSURED LIFE ASSOCIATION	CO	56499	(303)792-9777	59,203,409	49,601,467	9,601,942	25,163	DI LI
ASSURITY LIFE INS CO	NE	71439	(402)476-6500	2,189,167,875	1,943,646,672	245,521,205	2,692,080	DI LI
ASTRAEA RRG, INC.	AZ	10137	(480)563-2315	4,061,524	2,112,527	1,948,997	0	RG
ATHENA ASSURANCE CO	MN	41769	(612)310-7066	198,335,316	138,662,747	59,672,569	(46)	CW MT PI SU VE
ATLANTA CASUALTY CO	OH	21792	Name changed 1/17/06, now known as INFINITY CASUALTY INS CO					
ATLANTA INTERNATIONAL INS CO	NY	20931	(770)813-6220	44,458,519	28,681,538	15,776,981	0	CI DI MT PI SU VE
ATLANTIC INS CO	TX	22209	(860)227-3966	35,706,406	1,062,403	34,644,002	0	CW MT PI SU VE
ATLANTIC MUTUAL INS CO	NY	19895	(973)408-6142	428,678,010	389,353,834	39,324,176	28,781	CW DI MT PI SU VE
ATLANTIC SPECIALTY INS CO	NY	27154	(617)725-6000	67,932,823	17,102,304	50,830,519	11,280	CW MT PI SU VE
ATLANTIC TITLE INS CO	SC	51152	Name changed 1/1/07, now known as TRANSUNION NATIONAL TITLE INS CO					
ATRAIUS TRADE CREDIT INS, INC.	MD	25422	(410)246-5510	105,069,136	54,712,125	50,357,011	747,532	CI
ATTORNEYS' LIABILITY ASSURANCE SOCIETY, INC. A RRG	VT	10639	(312)697-6900	137,314,652	96,764,131	40,550,521	7,686,186	CI
ATTORNEYS LIABILITY PROTECTION SOCIETY, A RRG	MT	32450	(406)728-3113	83,245,998	55,512,472	27,733,526	37,948	CI
AURORA NATIONAL LIFE ASSURANCE CO	CA	61182	(661)253-1688	3,246,604,483	2,945,724,620	300,879,863	947,526	DI LI
AUSTIN MUTUAL INS CO	MN	13412	(612)378-8600	137,305,049	66,334,208	70,970,841	11,472,312	CW MT PI VE
AUTO CLUB LIFE INS CO	MI	84522	(734)779-2085	430,009,385	371,970,562	58,038,823	102,396	DI LI
AUTO CLUB PROPERTY-CASUALTY INS CO	IA	11983	(313)336-1234	29,474,313	1,125,676	28,348,637	0	DI
AUTOMOBILE INS CO OF HARTFORD, CT	CT	19062	(860)277-0111	964,543,776	656,426,479	308,117,297	14,946,708	CW DI MT PI SU VE
AUTOMOTIVE UNDERWRITERS INS CO, A RRG	NV	11033	(202)741-5944	26,367,791	20,035,556	6,332,235	(797)	CI
AUTOONE INS CO	NY	34460	(617)725-6000	73,756,518	28,240,728	45,515,790	3,083	VE
AUTO-OWNERS INS CO	MI	18988	(517)323-1200	9,507,238,842	4,171,566,748	5,335,672,094	54,791,054	CW DI MT PI SU VE
AUTO-OWNERS LIFE INS CO	MI	61190	(517)323-1200	2,009,920,583	1,785,252,961	224,667,622	2,094,930	DI LI
AVEMCO INS CO	MD	10367	(301)694-5700	123,444,564	53,785,652	69,658,912	1,242,759	CI DI MT PI SU
AVESIS INS INCORPORATED	AZ	11163	(800)643-1132	5,494,521	2,688,772	2,805,749	2,431,258	DI
AVIVA LIFE AND ANNUITY CO	IA	61689	(515)283-2371	11,603,131,647	11,054,113,538	549,018,109	64,167,368	DI LI
AVIVA LIFE INS CO	DE	62898	(800)225-8073	6,789,989,668	6,451,598,694	338,390,974	6,368,482	DI LI
AVOMARK INS CO	IN	10792	(513)603-2400	10,814,172	218,390	10,595,782	0	CW MT PI SU VE
AXA ART INS CORP	NY	29530	(212)415-8400	69,806,330	32,713,228	37,093,102	349,582	CI MT PI VE
AXA CORPORATE SOLUTIONS LIFE REINSURANCE CO	DE	68365	(212)314-4224	817,071,157	329,196,263	487,874,894	0	LI
AXA CORPORATE SOLUTIONS REINSURANCE CO	DE	36552	(212)493-9364	918,834,718	241,061,146	677,773,572	0	CI MT PI SU VE

Company Names: **CO** = COMPANY **CORP** = CORPORATION **INS** = INSURANCE **RRG** = RISK RETENTION GROUP  
 Authorized Lines: **CE** = CERTIFICATE OF EXEMPTION ( WITH LINES OF AUTHORITY )  
**CI** = CASUALTY **CP** = CAPTIVE INSURER **CW** = CASUALTY WITH WORKERS' COMPENSATION **DI** = DISABILITY **DS** = DENTAL SERVICE  
**HC** = HEALTH CARE SERVICES ORGANIZATION **HS** = HOSPITAL SERVICE **LC** = LIFE CARE PROVIDER **LP** = LIFE CARE PROVIDER PROVISIONAL PERMIT  
**LI** = LIFE **LR** = LIFE AND DISABILITY REINSURANCE **MG** = MORTGAGE GUARANTY **MR** = MECHANICAL REIMBURSEMENT REINSURANCE **MS** = MEDICAL SERVICE  
**MT** = MARINE AND TRANSPORTATION **OS** = OPTOMETRIC SERVICE **PD** = PREPAID DENTAL PLAN **PI** = PROPERTY **PL** = PREPAID LEGAL  
**RG** = DOMESTIC RISK RETENTION GROUP **SU** = SURETY **TI** = TITLE **UR** = UNAFFILIATED CREDIT LIFE AND DISABILITY REINSURANCE **VA** = VARIABLE ANNUITY  
**VE** = VEHICLE **VL** = VARIABLE LIFE

Financial information is as of 12/31/2007 unless alternative fiscal year end is indicated.

† Fiscal year financial information due August 1 or November 1, 2008 pursuant to A.R.S. § 20-1083.

‡ Financial information was not required during this period or is not available due to regulatory action or notification of merger or withdrawal.

\* DBA (Doing Business As)

\*\* Life Care Facility

**INSURERS AUTHORIZED IN ARIZONA AS OF DECEMBER 31, 2007 - (continued)**

NAME	DOMICILE	NAIC #	TELEPHONE	ASSETS	LIABILITIES	CAPITAL & SURPLUS	ARIZONA PREMIUMS	AUTHORIZED LINES
AXA EQUITABLE LIFE INS CO	NY	62944	(212)554-1234	142,433,163,303	135,863,900,210	6,569,263,093	296,690,456	DI LI VA VL
AXA INS CO	NY	33022	(212)658-8743	158,152,884	59,895,445	98,257,439	1,203,001	CW DI MT PI SU VE
AXA LIFE AND ANNUITY CO	CO	62880	(212)314-5468	554,700,751	449,455,392	105,245,359	237,581	LI VA VL
AXA RE AMERICA INS CO	DE	11835	<i>Name changed 2/9/07, now known as PARIS RE AMERICA INS CO</i>					
AXA RE PROPERTY AND CASUALTY INS CO	DE	16187	(212)493-9364	62,902,377	34,156,768	28,745,609	0	CI DI MT PI SU VE
AXIS INS CO	IL	37273	(678)746-9000	479,872,338	94,815,157	385,057,181	524,078	CW DI MT PI SU VE
AXIS REINSURANCE CO	NY	20370	(678)746-9400	2,007,378,497	1,400,259,409	607,119,088	2,121,232	CW DI MT PI SU VE
BADGER MUTUAL INS CO	WI	13420	(414)383-1234	173,057,014	102,901,553	70,155,461	272,734	CW DI MT PI SU VE
BALBOA INS CO	CA	24813	(949)222-8000	2,175,411,214	1,299,534,598	875,876,616	19,942,881	CI DI MT PI SU VE
BALBOA LIFE INS CO	CA	68160	(949)222-8000	41,328,726	13,441,174	27,887,552	436,440	DI LI
BALTIMORE LIFE INS CO, THE	MD	61212	(410)581-6600	810,286,921	737,898,126	72,388,795	795,121	DI LI
BANC LIFE INS CORP	AZ	97250	(920)731-0400	2,754,321	329,386	2,424,935	0	LR
BANCINSURE, INC.	OK	18538	(405)290-5600	109,141,319	64,050,961	45,090,358	202,475	CW MT PI SU VE
BANKERS FIDELITY LIFE INS CO	GA	61239	(404)266-5600	119,805,337	85,995,034	33,810,303	281,232	DI LI
BANKERS FINANCIAL LIFE INS CO	AZ	62723	(319)363-5400	4,279,655	426,390	3,853,265	0	LR
BANKERS INS CO	FL	33162	(727)823-4000	111,480,713	69,664,828	41,815,884	1,664,062	CI MT PI SU VE
BANKERS LIFE AND CASUALTY CO	IL	61263	(317)817-4100	10,612,762,762	9,926,864,132	685,898,631	34,040,495	DI LI
BANKERS LIFE INS CO	FL	81043	(727)823-4000	179,892,623	171,276,327	8,616,299	2,625,009	DI LI
BANKERS RESERVE LIFE INS CO OF WISCONSIN	WI	71013	(314)725-4477	101,394,845	54,414,063	46,980,782	0	DI LI
BANKERS STANDARD INS CO	PA	18279	(215)640-1000	297,808,031	192,390,709	105,417,322	0	CW DI MT PI SU VE
BANNER LIFE INS CO	MD	94250	(301)279-4800	1,293,365,859	1,067,919,560	225,446,299	9,117,077	DI LI
BAPTIST LIFE ASSOCIATION	NY	57223	(716)633-4393	25,089,519	24,089,832	999,687	3,369	DI LI
BAR PLAN MUTUAL INS CO, THE	MO	29513	(314)965-3333	62,260,246	38,820,859	23,439,387	1,588	SU
BASNEY AUTO GROUP LIFE INS CO	AZ	---	(847)572-6864	Financial Information Not Available †				UR
BCS INS CO	OH	38245	(630)472-7700	221,832,792	80,542,545	141,290,247	4,877,062	CI DI MT
BCS LIFE INS CO	IL	80985	(630)472-7700	196,901,736	116,355,180	80,546,556	215,298	DI LI
BEAZLEY INS CO, INC.	CT	37540	(860)677-3700	155,059,479	49,633,548	105,425,931	4,800,047	CI DI MT PI SU VE
BECK LIFE INS CO	AZ	---	(847)572-6864	Financial Information Not Available †				UR
BENCHMARK INS CO	KS	41394	(913)722-0622	88,970,145	49,203,848	39,766,297	603,405	CW DI PI VE
BENEFICIAL LIFE INS CO	UT	61395	(801)933-1100	3,559,645,864	3,218,499,974	341,145,890	15,483,268	DI LI
BERKLEY REGIONAL INS CO	DE	29580	(515)278-3000	2,565,873,584	1,911,643,536	654,230,048	1,170,311	CW MT PI SU VE
BERKSHIRE HATHAWAY LIFE INS CO OF NEBRASKA	NE	62345	(402)536-3000	3,658,554,497	2,800,476,411	858,078,086	300,000	LI
BERKSHIRE LIFE INS CO OF AMERICA	MA	71714	(413)499-4321	2,292,683,445	1,906,075,774	386,607,673	7,396,267	DI LI
BEST LIFE AND HEALTH INS CO	TX	90638	(949)253-4080	16,880,529	6,177,626	10,702,903	1,435,529	DI LI
BEVERLY HILLS LIFE INS CO	AZ	92886	(847)572-6860	519,578	72,155	447,423	0	LR
BITUMINOUS CASUALTY CORP	IL	20095	(309)786-5401	791,538,671	519,359,548	272,179,124	962,573	CW MT PI SU VE
BITUMINOUS FIRE AND MARINE INS CO	IL	20109	(309)786-5401	527,305,641	401,635,886	125,669,754	0	CW MT PI SU VE
BLUE CROSS AND BLUE SHIELD OF ARIZONA, INC.	AZ	53589	(602)864-4100	946,815,671	298,469,270	648,346,401	1,272,704,233	DS HS MS
BLUESTONE SURETY, INC.	AZ	---	(888)872-7475	Financial Information Not Available				CP

Company Names: CO = COMPANY CORP = CORPORATION INS = INSURANCE RRG = RISK RETENTION GROUP  
 Authorized Lines: CE = CERTIFICATE OF EXEMPTION ( WITH LINES OF AUTHORITY )  
 CI = CASUALTY CP = CAPTIVE INSURER CW = CASUALTY WITH WORKERS' COMPENSATION DI = DISABILITY DS = DENTAL SERVICE  
 HC = HEALTH CARE SERVICES ORGANIZATION HS = HOSPITAL SERVICE LC = LIFE CARE PROVIDER LP = LIFE CARE PROVIDER PROVISIONAL PERMIT  
 LI = LIFE LR = LIFE AND DISABILITY REINSURANCE MG = MORTGAGE GUARANTY MR = MECHANICAL REIMBURSEMENT REINSURANCE MS = MEDICAL SERVICE  
 MT = MARINE AND TRANSPORTATION OS = OPTOMETRIC SERVICE PD = PREPAID DENTAL PLAN PI = PROPERTY PL = PREPAID LEGAL  
 RG = DOMESTIC RISK RETENTION GROUP SU = SURETY TI = TITLE UR = UNAFFILIATED CREDIT LIFE AND DISABILITY REINSURANCE VA = VARIABLE ANNUITY  
 VE = VEHICLE VL = VARIABLE LIFE

Financial information is as of 12/31/2007 unless alternative fiscal year end is indicated.

† Fiscal year financial information due August 1 or November 1, 2008 pursuant to A.R.S. § 20-1083.

‡ Financial information was not required during this period or is not available due to regulatory action or notification of merger or withdrawal.

\* DBA (Doing Business As)

\*\* Life Care Facility

**INSURERS AUTHORIZED IN ARIZONA AS OF DECEMBER 31, 2007 - (continued)**

NAME	DOMICILE	NAIC #	TELEPHONE	ASSETS	LIABILITIES	CAPITAL & SURPLUS	ARIZONA PREMIUMS	AUTHORIZED LINES
BOND SAFEGUARD INS CO	IL	27081	(630)495-9380	43,661,767	25,004,123	18,657,644	1,842,573	SU
BOSTON MUTUAL LIFE INS CO	MA	61476	(781)828-7000	893,464,627	791,325,691	102,138,936	419,742	DI LI
BOWTIE LIFE INS CO	AZ	---	(847)572-6864	Financial Information Not Available †				UR
BREMEN LIFE INS CO II	AZ	---	(847)572-6864	Financial Information Not Available †				UR
BRENTWOOD NATIONAL INS CO	TN	34762	(615)263-1300	9,962,210	5,601,033	4,361,177	0	CW MT PI SU
BRISTOL WEST INS CO	OH	19658	(800)338-2560	167,759,858	134,734,282	33,025,576	0	CI PI VE
BROKERS NATIONAL LIFE ASSURANCE CO	AR	74900	(512)383-0220	26,976,158	11,141,700	15,834,458	25,257	DI LI
BROTHERHOOD MUTUAL INS CO	IN	13528	(219)482-8668	314,437,581	178,754,232	135,683,350	6,748,336	CW DI MT PI SU VE
BUCKEYE STATE INS CO	AZ	82988	(602)254-5866	8,528,556	306,587	8,221,969	0	LR
BUCKEYE STATE MUTUAL INS CO, THE	OH	16713	(937)778-5000	70,371,066	45,707,968	24,663,098	0	CI PI VE
BUCKTAIL LIFE INS CO	AZ	94633	(602)200-6900	2,759,440	200,639	2,558,801	0	LR
C B I INS CO	AZ	82996	(602)254-5866	4,989,809	1,209,648	3,780,161	0	LR
C.L.V. LIFE INS CO	AZ	88943	(602)200-6900	1,822,342	1,468,764	353,576	0	LR
C.M. LIFE INS CO	CT	93432	(413)788-8411	8,625,435,450	8,017,586,855	607,848,595	11,232,628	DI LI VA VL
CALIFORNIA CAPITAL INS CO	CA	13544	(408)649-1155	433,105,833	215,459,246	217,646,592	0	CI MT PI
CALIFORNIA CASUALTY & FIRE INS CO	CA	27464	(650)574-4000	64,351,667	38,109,441	26,242,226	0	CI MT PI VE
CALIFORNIA CASUALTY GENERAL INS CO OF OREGON	OR	35955	(650)574-4000	127,473,939	95,933,917	31,540,022	15,181,843	CI MT PI VE
CALIFORNIA CASUALTY INDEMNITY EXCHANGE	CA	20117	(415)574-4000	611,425,594	293,307,306	318,118,288	3,221,444	CI MT PI VE
CALIFORNIA CASUALTY INS CO	CA	20125	(650)574-4000	120,593,428	36,762,028	83,831,400	(51,651)	CI MT PI VE
CALIFORNIA INS CO	CA	38865	(402)827-3424	233,196,028	122,987,771	110,208,256	482,893	CW DI MT PI SU VE
CALIFORNIA MEDICAL GROUP INS CO RRG	AZ	12180	(602)266-1166	11,778,085	7,004,038	4,774,047	0	RG
CAMBRIDGE LIFE INS CO	MO	81000	(630)737-5750	45,706,453	19,542,550	26,163,903	11,038	DI LI
CAMDEN FIRE INS ASSOCIATION, THE	NJ	21946	(617)725-6000	73,951,586	700,262	73,251,324	0	CW MT PI SU VE
CAMERON LIFE INS CO	AZ	---	(602)200-6900	Financial Information Not Available †				UR
CAMICO MUTUAL INS CO	CA	36340	(650)802-2500	167,862,356	116,884,827	50,977,529	1,267,017	CI
CANADA LIFE ASSURANCE CO, THE	CANADA	80659	(770)953-1959	3,357,530,973	3,172,844,128	184,686,845	1,077,004	DI LI
CANADA LIFE INS CO OF AMERICA	MI	81060	(303)737-3000	2,049,364,906	1,878,865,637	170,499,269	4,659	DI LI VA VL
CANAL INS CO	SC	10464	(864)242-5365	1,377,428,345	846,918,209	530,510,136	4,882,592	CI MT PI VE
CANYON INS SERVICES, INC.	AZ	12217	(602)588-3971	479,818	17,683	462,135	93,673	DI
CANYON STATE LIFE INS CO	AZ	72958	(602)258-2422	4,492,381	559,564	3,932,817	158	DI LI
CAPITAL ASSURANCE RRG, INC.	SC	11194	(843)766-2327	Financial Information Not Available ‡				REHABILITATION
CAPITAL MARKETS ASSURANCE CORP	NY	20877	(914)273-4545	120,455,943	962,046	119,493,897	0	SU
CAPITOL INDEMNITY CORP	WI	10472	(608)231-4450	446,842,900	236,765,844	210,077,056	2,035,796	CI DI MT PI SU VE
CAPITOL LIFE INS CO, THE	TX	61581	(469)522-4400	221,989,095	214,829,648	7,159,447	0	DI LI
CARDIF LIFE INS CO	KS	71455	(305)234-1771	62,018,863	51,185,472	10,833,391	0	DI LI
CARDIF PROPERTY AND CASUALTY INS CO	TX	21075	(305)234-1771	12,554,484	408,792	12,145,691	0	CI DI MT PI SU VE
CARDINAL & GOLD INS CO	AZ	---	(480)607-1602	Financial Information Not Available †				UR
CARE IMPROVEMENT REINSURANCE CORP OF AMERICA	AZ	---	(303)388-5688	Financial Information Not Available				CP
CARE RRG, INC.	DC	11825	(202)471-5944	39,158,625	34,914,414	4,244,211	412,312	CI

Company Names: **CO** = COMPANY **CORP** = CORPORATION **INS** = INSURANCE **RRG** = RISK RETENTION GROUP  
 Authorized Lines: **CE** = CERTIFICATE OF EXEMPTION ( WITH LINES OF AUTHORITY )  
**CI** = CASUALTY **CP** = CAPTIVE INSURER **CW** = CASUALTY WITH WORKERS' COMPENSATION **DI** = DISABILITY **DS** = DENTAL SERVICE  
**HC** = HEALTH CARE SERVICES ORGANIZATION **HS** = HOSPITAL SERVICE **LC** = LIFE CARE PROVIDER **LP** = LIFE CARE PROVIDER PROVISIONAL PERMIT  
**LI** = LIFE **LR** = LIFE AND DISABILITY REINSURANCE **MG** = MORTGAGE GUARANTY **MR** = MECHANICAL REIMBURSEMENT REINSURANCE **MS** = MEDICAL SERVICE  
**MT** = MARINE AND TRANSPORTATION **OS** = OPTOMETRIC SERVICE **PD** = PREPAID DENTAL PLAN **PI** = PROPERTY **PL** = PREPAID LEGAL  
**RG** = DOMESTIC RISK RETENTION GROUP **SU** = SURETY **TI** = TITLE **UR** = UNAFFILIATED CREDIT LIFE AND DISABILITY REINSURANCE **VA** = VARIABLE ANNUITY  
**VE** = VEHICLE **VL** = VARIABLE LIFE

Financial information is as of 12/31/2007 unless alternative fiscal year end is indicated.

† Fiscal year financial information due August 1 or November 1, 2008 pursuant to A.R.S. § 20-1083.

‡ Financial information was not required during this period or is not available due to regulatory action or notification of merger or withdrawal.

\* DBA (Doing Business As)

\*\* Life Care Facility

**INSURERS AUTHORIZED IN ARIZONA AS OF DECEMBER 31, 2007 - (continued)**

NAME	DOMICILE	NAIC #	TELEPHONE	ASSETS	LIABILITIES	CAPITAL & SURPLUS	ARIZONA PREMIUMS	AUTHORIZED LINES
CAREAMERICA LIFE INS CO	CA	71331	(888)646-0789	25,532,630	3,331,503	22,201,126	327,518	DI LI
CARLISLE LIFE INS CO	AZ	88455	(847)572-6930	290,995	68,291	222,705	0	LR
CAROLINA CASUALTY INS CO	IA	10510	(904)363-0900	872,987,503	615,587,610	257,399,893	7,127,253	CW MT PI SU VE
CART CAPTIVE ASSURANCE CO, INC.	AZ	---	(602)952-9532	Financial Information Not Available				CP
CAST CAPTIVE INS CO	AZ	---	(480)889-8960	Financial Information Not Available				CP
CASUALTY UNDERWRITERS INS CO	UT	26697	(316)794-2200	4,155,231	22,011	4,133,220	0	CI MT PI SU VE
CATERPILLAR INS CO	MO	11255	(615)341-8147	203,664,383	162,908,351	40,756,032	10,711,365	CW MT PI SU VE
CATERPILLAR LIFE INS CO	MO	11997	(615)341-8147	161,373,441	111,091,382	50,282,059	0	DI LI
CATHOLIC FAMILY LIFE INS	WI	56022	(414)961-0500	279,337,829	268,240,469	11,097,360	208,416	DI LI
CATHOLIC LIFE INS	TX	57347	(210)828-9921	671,496,322	620,217,134	51,279,188	19,046	LI
CATHOLIC ORDER OF FORESTERS	IL	57487	(630)983-4900	618,796,138	579,742,698	39,053,441	494,762	DI LI
CATLIN INS CO, INC.	TX	19518	(504)304-2113	41,094,186	8,993,232	32,100,954	111,232	CI MT PI SU VE
CELTIC INS CO	IL	80799	(312)332-5401	99,644,523	50,589,802	49,054,721	1,059,290	DI LI
CEM INS CO	IL	10891	(847)307-6300	9,484,929	4,808,003	4,676,926	0	CI MT PI SU VE
CENSTAR TITLE INS CO	TX	50636	(877)774-0360	29,562,039	4,420,438	25,141,601	0	TI
CENSTAT LIFE ASSURANCE CO.	AZ	86240	(402)397-1111	4,734,636	1,640,225	3,094,412	0	LR
CENTENNIAL INS CO	NY	19909	(973)408-6142	182,974,768	167,820,012	15,154,756	1,477	CW DI MT PI PL SU VE
CENTRAL BENEFITS NATIONAL LIFE INS CO	OH	63541	(614)464-5711	7,137,623	683,079	6,454,544	26,305	DI LI
CENTRAL MUTUAL INS CO	OH	20230	(419)238-1010	1,239,470,734	705,877,530	533,593,190	33,233,552	CW MT PI SU VE
CENTRAL NATIONAL INS CO OF OMAHA	NE	20249	(402)970-8600	34,051,720	22,803,186	11,248,534	0	REHABILITATION
CENTRAL PENNSYLVANIA LIFE INS CO	AZ	---	(602)200-6900	Financial Information Not Available †				UR
CENTRAL RESERVE LIFE INS CO	OH	61727	(913)722-1110	31,942,095	14,553,421	17,388,674	7,507,531	DI LI
CENTRAL SECURITY LIFE INS CO	TX	61735	(972)699-2770	83,987,963	75,963,220	8,024,743	24,564	DI LI
CENTRAL STATES HEALTH & LIFE CO. OF OMAHA	NE	61751	(402)397-1111	290,810,706	191,761,126	99,049,580	777,361	DI LI
CENTRAL STATES INDEMNITY CO. OF OMAHA	NE	34274	(402)397-1111	259,388,340	48,815,772	210,572,568	2,384,623	CI DI MT PI VE
CENTRAL UNITED LIFE INS CO	AR	61883	(713)529-0045	332,547,989	295,529,787	37,018,202	643,456	DI LI
CENTRE INS CO	DE	34649	(212)859-2600	345,363,809	246,353,342	99,010,467	0	CW DI MT PI SU VE
CENTRE LIFE INS CO	MA	80896	(212)859-2600	1,658,221,510	1,564,999,801	93,221,696	1,307,778	DI
CENTURION CASUALTY CO	IA	42765	(515)243-2131	348,795,333	17,525,995	331,269,338	(11,483)	CI DI MT PI SU VE
CENTURION LIFE INS CO	IA	62383	(515)557-2131	1,521,633,986	571,695,095	949,938,891	2,561,713	DI LI
CENTURION MEDICAL LIABILITY PROTECTIVE RRG, INC.	AZ	11976	(602)266-1166	7,541,859	4,251,664	3,290,195	1,773	RG
CENTURY INDEMNITY CO	PA	20710	(215)640-1000	998,943,069	973,943,069	25,000,000	562	CW DI MT PI SU VE
CENTURY SURETY CO	OH	36951	(614)895-2000	515,917,213	362,462,076	153,455,137	2,114,689	CI MT PI SU VE
CENTURY-NATIONAL INS CO	CA	26905	(818)760-0880	586,810,947	330,940,813	255,870,134	9,004,088	CI MT PI VE
CHARITABLE SERVICE PROVIDERS RECIPROCAL RRG	AZ	12167	(602)952-9532	1,693,437	355,585	1,337,853	894,058	RG
CHARTER LIFE CAPTIVE INS CO, INC.	AZ	---	(888)872-7475	Financial Information Not Available				CP
CHARTER NATIONAL LIFE INS CO	IL	61808	(847)402-5000	254,443,178	244,750,399	9,692,779	6,250	DI LI VA VL
CHARTER OAK FIRE INS CO	CT	25615	(860)277-0111	836,143,678	607,758,099	228,385,579	12,744,012	CW MT PI SU VE
CHARTER REINSURANCE CO, INC.	AZ	12439	(212)315-5900	158,532	5,500	153,032	0	LR

Company Names: **CO** = COMPANY **CORP** = CORPORATION **INS** = INSURANCE **RRG** = RISK RETENTION GROUP  
 Authorized Lines: **CE** = CERTIFICATE OF EXEMPTION ( WITH LINES OF AUTHORITY )  
**CI** = CASUALTY **CP** = CAPTIVE INSURER **CW** = CASUALTY WITH WORKERS' COMPENSATION **DI** = DISABILITY **DS** = DENTAL SERVICE  
**HC** = HEALTH CARE SERVICES ORGANIZATION **HS** = HOSPITAL SERVICE **LC** = LIFE CARE PROVIDER **LP** = LIFE CARE PROVIDER PROVISIONAL PERMIT  
**LI** = LIFE **LR** = LIFE AND DISABILITY REINSURANCE **MG** = MORTGAGE GUARANTY **MR** = MECHANICAL REIMBURSEMENT REINSURANCE **MS** = MEDICAL SERVICE  
**MT** = MARINE AND TRANSPORTATION **OS** = OPTOMETRIC SERVICE **PD** = PREPAID DENTAL PLAN **PI** = PROPERTY **PL** = PREPAID LEGAL  
**RG** = DOMESTIC RISK RETENTION GROUP **SU** = SURETY **TI** = TITLE **UR** = UNAFFILIATED CREDIT LIFE AND DISABILITY REINSURANCE **VA** = VARIABLE ANNUITY  
**VE** = VEHICLE **VL** = VARIABLE LIFE

Financial information is as of 12/31/2007 unless alternative fiscal year end is indicated.  
 † Fiscal year financial information due August 1 or November 1, 2008 pursuant to A.R.S. § 20-1083.  
 ‡ Financial information was not required during this period or is not available due to regulatory action or notification of merger or withdrawal.  
 \* DBA (Doing Business As)  
 \*\* Life Care Facility

**INSURERS AUTHORIZED IN ARIZONA AS OF DECEMBER 31, 2007 - (continued)**

NAME	DOMICILE	NAIC #	TELEPHONE	ASSETS	LIABILITIES	CAPITAL & SURPLUS	ARIZONA PREMIUMS	AUTHORIZED LINES
CHC CASUALTY RRG, INC.	VT	11531	(802)864-5599	24,126,139	11,143,092	12,983,047	87,676	CI
CHEROKEE INS CO	MI	10642	(800)201-0450	249,313,468	168,331,687	80,981,781	38,517	CW DI SU VE
CHESAPEAKE LIFE INS CO, THE	OK	61832	(405)848-0179	96,040,583	47,949,319	48,091,264	504,104	DI LI
CHEVOLD INS CO, INC.	AZ	---	(602)254-5866	Financial Information Not Available †				UR
CHICAGO INS CO	IL	22810	(415)899-2000	285,938,430	153,513,980	132,424,450	1,540,239	CI MT PI SU VE
CHICAGO TITLE INS CO	NE	50229	(904)854-8100	1,578,158,243	1,303,675,705	274,482,538	33,725,550	TI
CHIP RE INC.	AZ	---	(602)427-3251	Financial Information Not Available				CP
CHRISTIAN FIDELITY LIFE INS CO	TX	61859	(602)263-6666	79,113,671	53,699,952	25,413,719	107,241	DI LI
CHUBB INDEMNITY INS CO	NY	12777	(908)903-2000	234,483,968	169,865,740	64,618,228	1,071,205	CW MT PI SU VE
CHUBB NATIONAL INS CO	IN	10052	(908)903-2000	189,134,057	124,382,371	64,751,686	0	CW MT PI VE
CHURCH INS CO	NY	10669	(212)592-1800	53,909,109	35,045,445	18,863,664	752	CI MT PI SU VE
CHURCH LIFE INS CORP	NY	61875	(212)592-1800	201,278,960	163,822,549	37,456,411	339,595	DI LI
CHURCH MUTUAL INS CO	WI	18767	(715)536-5577	1,178,569,396	789,165,567	389,403,829	7,358,016	CW DI MT PI SU VE
CICA LIFE INS CO OF AMERICA	CO	71463	(512)837-7100	387,497,824	335,945,795	51,552,029	19,262	DI LI
CIERA INVESTMENT LIFE INS CO	AZ	85880	(702)558-8822	1,176,341	405,170	771,171	0	LR
CFG ASSURANCE NORTH AMERICA, INC.	NY	25771	(212)909-3939	204,542,362	138,449,675	66,092,687	236,921	SU
CIGNA DENTAL HEALTH PLAN OF ARIZONA, INC.	AZ	47013	(954)514-6600	2,544,402	1,278,177	1,266,225	14,682,621	PD
CIGNA HEALTHCARE OF ARIZONA, INC.	AZ	95125	(602)942-4462	143,044,837	87,826,090	55,218,745	616,713,134	HC
CIM INS CORP	MI	22004	(248)263-6900	17,418,551	3,783,531	13,635,019	0	CI VE
CINCINNATI CASUALTY CO, THE	OH	28665	(513)870-2000	331,941,900	53,460,076	278,481,824	73,930	CW DI MT PI SU VE
CINCINNATI EQUITABLE INS CO	OH	16721	(513)621-1826	9,780,141	2,910,504	6,869,637	0	CI PI VE
CINCINNATI INDEMNITY CO	OH	23280	(513)870-2000	77,505,672	11,648,086	65,857,586	1,383,081	CW MT PI SU VE
CINCINNATI INS CO	OH	10677	(513)870-2000	10,019,658,449	5,712,508,439	4,307,150,009	30,821,779	CW DI MT PI SU VE
CINCINNATI LIFE INS CO	OH	76236	(513)870-2000	2,549,964,945	2,073,029,493	476,935,452	1,237,537	DI LI
CITADEL INS, RRG	NV	12896	(202)741-5944	510,081	10,081	500,000	0	CI
CITADEL LIFE AND HEALTH INS CO	AZ	71897	(602)254-5866	4,334,124	1,269,059	3,065,064	0	LR
CITATION INS CO	CA	42242	(614)475-3178	37,315,400	12,172,182	25,143,218	0	CW MT PI SU VE
CITCO LIFE INS CO	AZ	---	(931)484-8411	Financial Information Not Available †				UR
CITIZEN'S ACCIDENT & HEALTH INS CO	AZ	85960	(800)950-6060	2,936,112	2,078,012	858,100	0	LR
CITIZENS NATIONAL LIFE INS CO	TX	82082	(512)837-7100	11,465,569	9,351,746	2,113,823	87,849	DI LI
CIVIL SERVICE EMPLOYEES INS CO	CA	10693	(925)817-6300	169,649,944	84,827,972	84,821,972	2,984,290	CI DI MT PI VE
CLAIM PROFESSIONALS LIABILITY INS CO (A RRG)	VT	12172	(802)229-5042	2,707,089	1,093,011	1,614,078	4,232	CI
CLARENDON NATIONAL INS CO	NJ	20532	(609)430-1414	950,458,111	510,681,820	439,776,292	365,544	CW DI MT PI SU VE
CLASSIC RESIDENCE AT SILVERSTONE **	AZ	---	(312)803-8800	Financial Information Not Available ‡				LP
CLASSIC RESIDENCE, SENIOR LIVING BY HYATT & PLAZA CO.'S **	AZ	95398	(312)803-8481	79,917,427	94,615,758	(14,698,331)	0	LC
CLEAR LAKE INS, INC.	AZ	---	(602)512-2110	Financial Information Not Available				CP
CLEARWATER INS CO	DE	25070	(203)977-8024	1,326,014,265	655,821,961	670,192,304	136,175	CI DI MT PI SU VE
CLINIC MUTUAL INS CO RRG	HI	43770	(808)521-0723	5,374,980	692,290	4,682,690	0	CI
CLINICAL TRIALS RECIPROCAL INS CO, A RRG	AZ	10770	(480)563-2315	2,841,723	603,116	2,238,607	19,115	RG

Company Names: CO = COMPANY CORP = CORPORATION INS = INSURANCE RRG = RISK RETENTION GROUP  
 Authorized Lines: CE = CERTIFICATE OF EXEMPTION ( WITH LINES OF AUTHORITY )  
 CI = CASUALTY CP = CAPTIVE INSURER CW = CASUALTY WITH WORKERS' COMPENSATION DI = DISABILITY DS = DENTAL SERVICE  
 HC = HEALTH CARE SERVICES ORGANIZATION HS = HOSPITAL SERVICE LC = LIFE CARE PROVIDER LP = LIFE CARE PROVIDER PROVISIONAL PERMIT  
 LI = LIFE LR = LIFE AND DISABILITY REINSURANCE MG = MORTGAGE GUARANTY MR = MECHANICAL REIMBURSEMENT REINSURANCE MS = MEDICAL SERVICE  
 MT = MARINE AND TRANSPORTATION OS = OPTOMETRIC SERVICE PD = PREPAID DENTAL PLAN PI = PROPERTY PL = PREPAID LEGAL  
 RG = DOMESTIC RISK RETENTION GROUP SU = SURETY TI = TITLE UR = UNAFFILIATED CREDIT LIFE AND DISABILITY REINSURANCE VA = VARIABLE ANNUITY  
 VE = VEHICLE VL = VARIABLE LIFE

Financial information is as of 12/31/2007 unless alternative fiscal year end is indicated.  
 † Fiscal year financial information due August 1 or November 1, 2008 pursuant to A.R.S. § 20-1083.  
 ‡ Financial information was not required during this period or is not available due to regulatory action or notification of merger or withdrawal.  
 \* DBA (Doing Business As)  
 \*\* Life Care Facility



**INSURERS AUTHORIZED IN ARIZONA AS OF DECEMBER 31, 2007 - (continued)**

NAME	DOMICILE	NAIC #	TELEPHONE	ASSETS	LIABILITIES	CAPITAL & SURPLUS	ARIZONA PREMIUMS	AUTHORIZED LINES
CMG MORTGAGE ASSURANCE CO	WI	29114	(608)238-5851	9,308,403	2,009,288	7,299,115	474	MG
CMG MORTGAGE INS CO	WI	40266	(800)937-2644	335,861,636	258,849,771	77,011,865	711,922	MG
COAST LIFE INS CO	AZ	---	(602)258-2422	Financial Information Not Available †				UR
COAST NATIONAL INS CO	CA	25089	(954)316-5200	540,789,527	191,772,569	349,016,958	11,537,460	CI PI VE
COFACE NORTH AMERICA INS CO	MA	31887	(609)469-0400	94,976,804	44,570,166	50,406,638	137,735	CI SU
COLOGNE REINSURANCE CO OF AMERICA	CT	33197	(203)328-5000	110,886,319	70,586,416	40,299,903	0	CW MT PI SU VE
COLONIAL AMERICAN CASUALTY AND SURETY CO	MD	34347	(847)605-6000	37,682,896	13,278,049	24,404,847	16,318	CI MT PI SU VE
COLONIAL LIFE & ACCIDENT INS CO	SC	62049	(803)798-7000	1,902,120,719	1,532,861,512	369,259,206	20,378,869	DI LI
COLONIAL LIFE INS CO OF TEXAS	TX	88153	(817)390-2239	16,730,451	3,708,198	13,022,253	2,114	DI LI
COLONIAL PENN LIFE INS CO	PA	62065	(215)928-8000	710,859,441	663,632,969	47,226,472	2,396,837	DI LI
COLONIAL SURETY CO	PA	10758	(201)573-8788	26,919,940	16,527,037	10,392,903	129,223	CI SU
COLONNADE, THE **	AZ	---	(623)975-8704	15,744,461	11,561,853	4,182,608	0	LC
COLORADO BANKERS LIFE INS CO	CO	84786	(303)220-8500	140,920,112	119,657,508	21,262,604	467,168	DI LI
COLORADO CASUALTY INS CO	CO	41785	(720)873-9200	18,430,310	215,821	18,214,489	44,595,993	CI MT PI SU VE
COLORADO FIRSTBANK LIFE INS CO	AZ	---	(602)254-5866	Financial Information Not Available †				UR
COLUMBIA INS CO	NE	27812	(402)536-3000	13,419,351,780	4,682,709,165	8,736,642,614	0	CI DI MT PI VE
COLUMBIA MUTUAL INS CO	MO	40371	(573)474-6193	348,581,034	163,783,053	184,797,981	0	CI MT PI SU VE
COLUMBIA NATIONAL RRG, INC.	VT	10803	(802)864-5599	3,618,063	1,206,005	2,412,058	10,770	CI
COLUMBIA UNIVERSAL LIFE INS CO	MI	77720	<i>Name changed 3/30/07, now known as LIFESECURE INS CO</i>					
COLUMBIAN LIFE INS CO	IL	76023	(607)724-2472	242,456,067	220,195,802	22,260,265	188,899	DI LI
COLUMBIAN MUTUAL LIFE INS CO	NY	62103	(607)724-2472	892,831,899	818,624,598	74,207,301	145,714	DI LI
COLUMBIAN NATIONAL TITLE INS CO	KS	51373	(785)232-4365	3,642,009	103,487	3,538,522	0	TI
COLUMBUS LIFE INS CO	OH	99937	(513)361-6700	2,507,354,294	2,278,293,467	229,060,827	8,166,554	DI LI VL
COMBINED INS CO OF AMERICA	IL	62146	(847)953-2025	3,214,960,555	2,281,228,714	933,731,841	5,396,615	DI LI
COMMERCE AND INDUSTRY INS CO	NY	19410	(212)770-7000	8,622,519,611	5,934,585,626	2,687,933,985	9,430,568	CW MT PI SU VE
COMMERCE TITLE INS CO	CA	50026	(214)758-7912	22,292,662	13,480,750	8,811,912	1,623,786	TI
COMMERCE WEST INS CO	CA	13161	(925)734-1700	173,712,708	107,635,052	66,077,656	5,375,273	CI PI VE
COMMERCIAL ALLIANCE INS CO	TX	10906	(713)960-1214	24,627,523	14,285,056	10,342,467	0	MT SU VE
COMMERCIAL CASUALTY INS CO	CA	32280	(212)312-2500	192,339,467	126,083,926	66,255,541	0	CW
COMMERCIAL GUARANTY CASUALTY INS CO	IN	21296	(860)277-0111	130,746,411	7,620,315	123,126,096	0	CI DI MT PI SU VE
COMMERCIAL LOAN INS CORP	WI	18732	(925)658-7878	11,485,981	431,555	11,054,426	0	MG
COMMERCIAL TRAVELERS MUTUAL INS CO	NY	81426	(315)797-5200	37,616,922	24,787,767	12,829,155	24,165	DI
COMMONWEALTH ANNUITY AND LIFE INS CO	MA	84824	(508)460-2400	9,653,746,406	9,192,395,262	461,351,144	1,895,022	DI LI VA VL
COMMONWEALTH INS CO OF AMERICA	WA	10220	(206)382-6670	50,063,406	28,459,739	21,603,667	101,876	CI MT PI VE
COMMONWEALTH LAND TITLE INS CO	NE	50083	(804)267-8000	745,238,011	491,145,534	254,092,477	32,026,902	TI
COMMONWEALTH TRUST CREDIT LIFE INS CO	AZ	---	(602)200-6900	Financial Information Not Available †				UR
COMMUNITY BANKS LIFE INS CO	AZ	---	(602)254-5866	Financial Information Not Available †				UR
COMMUNITY BLOOD CENTERS' EXCHANGE RRG	IN	13893	(913)529-3213	20,057,589	12,257,321	7,800,268	0	CI
COMMUNITY BUILDERS INDEMNITY, INC.	AZ	---	(802)652-1566	Financial Information Not Available				CP

Company Names: CO = COMPANY CORP = CORPORATION INS = INSURANCE RRG = RISK RETENTION GROUP  
 Authorized Lines: CE = CERTIFICATE OF EXEMPTION ( WITH LINES OF AUTHORITY )  
 CI = CASUALTY CP = CAPTIVE INSURER CW = CASUALTY WITH WORKERS' COMPENSATION DI = DISABILITY DS = DENTAL SERVICE  
 HC = HEALTH CARE SERVICES ORGANIZATION HS = HOSPITAL SERVICE LC = LIFE CARE PROVIDER LP = LIFE CARE PROVIDER PROVISIONAL PERMIT  
 LI = LIFE LR = LIFE AND DISABILITY REINSURANCE MG = MORTGAGE GUARANTY MR = MECHANICAL REIMBURSEMENT REINSURANCE MS = MEDICAL SERVICE  
 MT = MARINE AND TRANSPORTATION OS = OPTOMETRIC SERVICE PD = PREPAID DENTAL PLAN PI = PROPERTY PL = PREPAID LEGAL  
 RG = DOMESTIC RISK RETENTION GROUP SU = SURETY TI = TITLE UR = UNAFFILIATED CREDIT LIFE AND DISABILITY REINSURANCE VA = VARIABLE ANNUITY  
 VE = VEHICLE VL = VARIABLE LIFE

Financial information is as of 12/31/2007 unless alternative fiscal year end is indicated.  
 † Fiscal year financial information due August 1 or November 1, 2008 pursuant to A.R.S. § 20-1083.  
 ‡ Financial information was not required during this period or is not available due to regulatory action or notification of merger or withdrawal.  
 \* DBA (Doing Business As)  
 \*\* Life Care Facility

**INSURERS AUTHORIZED IN ARIZONA AS OF DECEMBER 31, 2007 - (continued)**

NAME	DOMICILE	NAIC #	TELEPHONE	ASSETS	LIABILITIES	CAPITAL & SURPLUS	ARIZONA PREMIUMS	AUTHORIZED LINES
COMPANION COMMERCIAL INS CO	SC	10794	(803)735-0672	12,327,309	3,931,963	8,395,346	0	CW MT PI SU VE
COMPANION LIFE INS CO	SC	77828	(803)735-1251	122,046,803	59,001,812	63,044,991	10,429,404	DI LI
COMPANION PROPERTY AND CASUALTY INS CO	SC	12157	(803)735-0672	456,666,485	305,553,509	151,112,976	7,738	CW MT PI SU VE
COMPASS INS CO	NY	21989	(513)425-5962	12,858,695	1,814,007	11,044,688	0	SUSPENDED
COMPBENEFITS INS CO	TX	60984	(770)998-8936	63,556,776	28,507,447	35,049,329	2,154	DI LI
COMPUTER INS CO	RI	34711	(401)431-2920	41,200,670	2,820,892	38,379,778	104,652	MT
COMPWEST INS CO	CA	12177	(415)593-5100	182,863,944	104,764,873	78,099,071	9,710	CW
CONCORD LIFE INS CO	AZ	73482	(317)574-1390	4,001,537	2,615,812	1,385,725	0	DI LI
CONGRESS LIFE INS CO	AZ	73504	(843)723-0418	58,973,958	2,444,855	56,529,103	0	DI LI
CONNECTICUT GENERAL LIFE INS CO	CT	62308	(215)761-6853	16,582,318,540	14,685,228,787	1,897,089,753	226,611,082	DI LI VA VL
CONNECTICUT LIFE INS AND ANNUITY CORP	AZ	74454	(480)607-1602	244,256	34,847	209,409	0	LR
CONNIE LEE INS CO	WI	24961	(212)668-0340	173,642,785	26,079,079	147,563,706	0	SU
CONSECO HEALTH INS CO	AZ	78174	(317)817-4300	2,361,267,595	2,252,770,603	108,496,993	1,943,034	DI LI
CONSECO INS CO	IL	60682	(317)817-4000	1,242,276,701	1,009,308,551	232,968,150	4,513,219	DI LI
CONSECO LIFE INS CO	IN	65900	(317)817-6100	4,256,094,683	4,107,935,125	148,159,558	4,713,248	DI LI
CONSECO SENIOR HEALTH INS CO	PA	76325	(317)817-6100	3,401,109,603	3,273,430,798	127,678,805	6,111,089	DI LI
CONSTITUTION INS CO	NY	32190	(212)754-7590	42,652,258	765,073	41,887,185	0	CW DI MT PI SU VE
CONSTITUTION LIFE INS CO	TX	62359	(407)628-1776	87,691,024	70,221,607	17,469,417	148,872	DI LI
CONSUMER SPECIALTIES INS. CO., RRG	VT	10075	(802)229-5042	7,276,242	3,180,339	4,095,903	0	CI
CONSUMERS LIFE INS CO	OH	62375	(216)687-7000	34,618,436	17,553,382	17,065,054	0	DI LI
CONTINENTAL AMERICAN INS CO	SC	71730	(803)256-6265	102,768,997	75,809,527	26,959,470	517,160	DI LI
CONTINENTAL ASSURANCE CO	IL	62413	(312)822-5000	4,120,081,429	3,648,891,818	471,189,612	887,514	DI LI
CONTINENTAL CASUALTY CO	IL	20443	(312)822-5000	38,899,575,941	30,551,562,749	8,348,013,192	79,948,166	CW DI MT PI SU VE
CONTINENTAL GENERAL INS CO	NE	71404	(402)397-3200	262,038,170	210,728,315	51,309,855	4,451,607	DI LI
CONTINENTAL HERITAGE INS CO	OH	39551	(440)229-3420	8,163,924	2,122,943	6,040,981	0	SU
CONTINENTAL INDEMNITY CO	IA	28258	(402)827-3424	37,263,996	22,499,844	14,764,152	0	CW MT PI SU VE
CONTINENTAL INS CO, THE	PA	35289	(312)822-5000	4,258,804,305	2,189,046,956	2,069,757,349	6,174,229	CW DI MT PI SU VE
CONTINENTAL LIFE INS CO OF BRENTWOOD, TN	TN	68500	(615)377-1300	155,922,226	95,814,097	60,108,129	650,795	DI LI
CONTINENTAL WESTERN INS CO	IA	10804	(515)278-3000	265,923,895	180,134,741	85,789,154	1,516,771	CW MT PI SU VE
CONTINUING CARE RRG, INC.	SC	11798	(202)471-5944	6,648,149	2,474,473	4,173,676	603,997	CI
CONTRACTORS BONDING AND INS CO	WA	37206	(206)622-7053	214,519,446	127,101,191	87,418,255	12,630,158	CI MT PI SU VE
CONTRACTORS INS CO OF NORTH AMERICA, INC., A RRG	HI	11603	(808)540-4315	37,821,859	25,668,086	12,153,773	8,057,122	CI
CONTRACTOR'S LIABILITY INS CO, INC., A RRG	NV	11794	(202)471-5944	5,177,850	2,452,238	2,725,612	0	CI VE
CONVERIUM INS (NORTH AMERICA) INC.	NJ	22730	<i>Name changed 11/29/07, now known as ALLIED WORLD REINSURANCE CO</i>					
COPIC INS CO	CO	11860	(720)858-6000	460,511,447	310,042,365	150,469,083	0	CI
CORNERSTONE NATIONAL INS CO	MO	10783	(573)817-2481	47,649,551	34,610,986	13,038,565	315,377	CI PI VE
CORPORATE HEALTH INS CO	PA	72052	(800)872-3862	80,278,270	39,233,059	41,045,211	4,671,772	DI LI
COUNTRY CASUALTY INS CO	IL	20982	(309)557-3000	76,494,258	17,123,483	59,370,775	1,373,104	CW MT PI SU VE
COUNTRY INVESTORS LIFE ASSURANCE CO	IL	94218	(309)821-3000	167,569,760	35,174,340	132,395,420	2,304,861	DI LI VA VL

Company Names: CO = COMPANY CORP = CORPORATION INS = INSURANCE RRG = RISK RETENTION GROUP  
 CE = CERTIFICATE OF EXEMPTION ( WITH LINES OF AUTHORITY )  
 Authorized Lines: CI = CASUALTY CP = CAPTIVE INSURER CW = CASUALTY WITH WORKERS' COMPENSATION DI = DISABILITY DS = DENTAL SERVICE  
 HC = HEALTH CARE SERVICES ORGANIZATION HS = HOSPITAL SERVICE LC = LIFE CARE PROVIDER LP = LIFE CARE PROVIDER PROVISIONAL PERMIT  
 LI = LIFE LR = LIFE AND DISABILITY REINSURANCE MG = MORTGAGE GUARANTY MR = MECHANICAL REIMBURSEMENT REINSURANCE MS = MEDICAL SERVICE  
 MT = MARINE AND TRANSPORTATION OS = OPTOMETRIC SERVICE PD = PREPAID DENTAL PLAN PI = PROPERTY PL = PREPAID LEGAL  
 RG = DOMESTIC RISK RETENTION GROUP SU = SURETY TI = TITLE UR = UNAFFILIATED CREDIT LIFE AND DISABILITY REINSURANCE VA = VARIABLE ANNUITY  
 VE = VEHICLE VL = VARIABLE LIFE

Financial information is as of 12/31/2007 unless alternative fiscal year end is indicated.  
 † Fiscal year financial information due August 1 or November 1, 2008 pursuant to A.R.S. § 20-1083.  
 ‡ Financial information was not required during this period or is not available due to regulatory action or notification of merger or withdrawal.  
 \* DBA (Doing Business As)  
 \*\* Life Care Facility

**INSURERS AUTHORIZED IN ARIZONA AS OF DECEMBER 31, 2007 - (continued)**

NAME	DOMICILE	NAIC #	TELEPHONE	ASSETS	LIABILITIES	CAPITAL & SURPLUS	ARIZONA PREMIUMS	AUTHORIZED LINES	
COUNTRY LIFE INS CO	IL	62553	(309)557-3000	7,356,242,648	6,375,250,542	980,992,106	8,765,945	DI LI	
COUNTRY MUTUAL INS CO	IL	20990	(309)557-3000	3,464,312,869	1,887,299,233	1,577,013,636	42,219,068	CW MT PI SU VE	
COUNTRY PREFERRED INS CO	IL	21008	(309)821-3000	88,670,256	72,754,619	15,915,637	26,877,926	CW MT PI SU VE	
COUNTY REINSURANCE CO	AZ	---	(602)254-5866	Financial Information Not Available †				UR	
COURTESY INS CO	FL	26492	(954)429-2400	431,035,495	294,752,860	136,282,635	1,220,303	CI MT SU	
COVENTRY HEALTH AND LIFE INS CO	DE	81973	(800)843-7421	404,638,748	277,989,084	126,649,673	4,657,852	DI LI	
CPA INS CO	MI	30082	(248)738-8812	23,973,176	1,190,636	22,782,540	356,113	CI DI	
CPA MUTUAL INS CO OF AMERICA RRG	VT	10164	(802)658-9466	23,305,044	12,191,821	11,113,223	138,918	CI	
CREDIT INS CO OF AMERICA	AZ	---	(602)254-5866	Financial Information Not Available †				UR	
CRESTBROOK INS CO	OH	18961	(614)249-7111	160,845,196	18,016	160,827,180	0	CI MT PI SU VE	
CROATIAN FRATERNAL UNION OF AMERICA	PA	56634	(412)351-3909	304,100,149	286,836,773	17,263,376	19,563	DI LI	
CROWN LIFE INS CO	CANADA	80675	(306)546-8000	414,452,847	308,569,540	105,883,307	480,448	DI LI	
CRUM & FORSTER INDEMNITY CO	DE	31348	(973)490-6600	35,998,886	23,439,835	12,559,051	120,335	CW MT PI SU VE	
CRUM & FORSTER SPECIALTY INS CO	AZ	44520	(973)490-6600	87,521,910	58,899,118	28,622,792	208,909	CW DI MT PI SU VE	
CRUSADER INS CO	CA	14010	(818)591-9800	149,371,012	91,508,678	57,862,334	0	CI DI MT PI SU VE	
CS INDEMNITY, INC.	AZ	---	(303)388-5688	Financial Information Not Available				CP	
CSE SAFEGUARD INS CO	CA	18953	(925)817-6300	74,280,192	45,014,987	29,265,204	2,464,632	CI MT PI SU VE	
CSI LIFE INS CO	NE	82880	(402)397-1111	19,975,011	5,038,575	14,936,436	0	DI LI	
CUMIS INS SOCIETY, INC.	IA	10847	(608)238-5851	1,301,742,579	793,376,231	508,366,348	7,067,096	CI DI MT PI SU VE	
CUNA MUTUAL INS SOCIETY	IA	62626	(608)238-5851	12,215,107,420	11,179,672,639	1,035,434,780	29,849,347	DI LI VA VL	
DAILY UNDERWRITERS OF AMERICA	PA	35483	(717)243-5757	32,419,565	11,660,662	20,758,903	41,197	CI DI MT VE	
DAIMLERCHRYSLER INS CO	MI	10499	(800)782-9164	218,492,687	142,376,784	76,115,903	933,743	CW MT PI SU VE	
DAIRYLAND INS CO	WI	21164	(715)346-6000	1,183,285,026	722,809,352	460,475,676	19,912,532	CI SU VE	
DAKOTA HOMESTEAD TITLE INS CO	SD	50020	(605)336-0388	3,569,686	1,303,382	2,266,306	0	TI	
DALLAS AUTOMOTIVE LIFE INS, INC.	AZ	98965	(602)439-4322	927,157	103,242	824,015	0	LR	
DALLAS MECHANICAL INS CO	AZ	34045	(602)439-4322	1,487,773	281,367	1,206,405	0	MR	
DALLAS NATIONAL INS CO	TX	32271	(800)533-0457	256,655,078	168,688,280	87,966,798	5,252,371	CW	
DAR LIFE INS CO, INC.	AZ	99970	(602)200-6900	16,854,504	6,697,399	10,157,105	0	LR	
DARWIN NATIONAL ASSURANCE CO	DE	16624	(860)284-1300	585,943,013	367,143,139	218,799,875	1,285,988	CI PI SU	
DB SELECTIVE INS GROUP, INC.	FY Ending 06/30/2007	AZ	---	(808)521-0730	Financial Information Not Available				CP
DEALERS ASSURANCE CO	OH	16705	(800)282-8913	64,032,623	36,055,657	27,976,966	0	CI	
DEERBROOK INS CO	IL	37907	(847)402-3508	21,312,330	308,670	21,003,660	1,349,649	VE	
DEERFIELD INS CO	IL	37184	(847)572-6000	60,827,114	14,651,143	46,175,971	47,253	CI MT PI SU	
DEGREE OF HONOR PROTECTIVE ASSOCIATION	MN	57088	(651)228-7600	172,331,322	167,287,414	5,043,908	58,515	DI LI	
DELAWARE AMERICAN LIFE INS CO	DE	62634	(302)594-2000	76,361,993	50,045,218	26,316,775	25,870	DI LI	
DELOS INS CO	DE	35408	(212)702-3700	462,981,753	255,220,421	207,761,332	4,030,898	CW DI MT PI SU VE	
DELTA DENTAL INS CO	DE	81396	(415)972-8358	96,632,322	56,040,369	40,591,953	0	DI	
DELTA DENTAL OF ARIZONA *	AZ	53597	(602)938-3131	49,307,044	9,752,381	39,554,663	84,370,025	DS OS	
DENNIS LIFE INS CO	AZ	---	(602)230-1051	Financial Information Not Available †				UR	

Company Names: CO = COMPANY CORP = CORPORATION INS = INSURANCE RRG = RISK RETENTION GROUP  
 CE = CERTIFICATE OF EXEMPTION ( WITH LINES OF AUTHORITY )  
 Authorized Lines: CI = CASUALTY CP = CAPTIVE INSURER CW = CASUALTY WITH WORKERS' COMPENSATION DI = DISABILITY DS = DENTAL SERVICE  
 HC = HEALTH CARE SERVICES ORGANIZATION HS = HOSPITAL SERVICE LC = LIFE CARE PROVIDER LP = LIFE CARE PROVIDER PROVISIONAL PERMIT  
 LI = LIFE LR = LIFE AND DISABILITY REINSURANCE MG = MORTGAGE GUARANTY MR = MECHANICAL REIMBURSEMENT REINSURANCE MS = MEDICAL SERVICE  
 MT = MARINE AND TRANSPORTATION OS = OPTOMETRIC SERVICE PD = PREPAID DENTAL PLAN PI = PROPERTY PL = PREPAID LEGAL  
 RG = DOMESTIC RISK RETENTION GROUP SU = SURETY TI = TITLE UR = UNAFFILIATED CREDIT LIFE AND DISABILITY REINSURANCE VA = VARIABLE ANNUITY  
 VE = VEHICLE VL = VARIABLE LIFE

Financial information is as of 12/31/2007 unless alternative fiscal year end is indicated.

† Fiscal year financial information due August 1 or November 1, 2008 pursuant to A.R.S. § 20-1083.

‡ Financial information was not required during this period or is not available due to regulatory action or notification of merger or withdrawal.

\* DBA (Doing Business As)

\*\* Life Care Facility

**INSURERS AUTHORIZED IN ARIZONA AS OF DECEMBER 31, 2007 - (continued)**

NAME	DOMICILE	NAIC #	TELEPHONE	ASSETS	LIABILITIES	CAPITAL & SURPLUS	ARIZONA PREMIUMS	AUTHORIZED LINES	
DENTEGRA INS CO	DE	73474	(415)972-8353	20,459,545	10,928,121	9,531,424	2,870,796	DI LI	
DENTISTS BENEFITS INS CO	OR	18813	(503)227-5071	15,733,570	3,490,424	12,243,146	381,870	CI PI	
DENTISTS INS CO, THE	CA	40975	(916)443-4501	241,650,956	101,186,151	140,464,805	299,761	CI MT PI SU	
DEPOSITORS INS CO	IA	42587	(515)508-4211	63,891,196	16,720,447	47,170,749	2,106,273	CI MT PI VE	
DESERT CROWN INS CO	AZ	38407	(602)957-4647	100,962	156,138	(55,176)	0	SUSPENDED	
DESERT PARTNERS CAPTIVE INS CO	AZ	---	(602)200-6900	Financial Information Not Available				CP	
DEVELOPERS RELIANCE INS CO	AZ	---	(303)469-8450	Financial Information Not Available				CP	
DEVELOPERS SURETY AND INDEMNITY CO	IA	12718	(949)263-3300	129,733,301	65,328,439	64,404,862	1,167,050	CI MT PI SU VE	
DIAMOND STATE INS CO	IN	42048	(610)664-1500	184,591,153	63,899,323	120,691,829	5,924,601	CI DI MT PI SU VE	
DIAPASON CASUALTY RRG, INC.	DC	12373	(847)549-8225	6,002,610	4,433,114	1,569,496	0	CI	
DIRECT GENERAL LIFE INS CO	SC	97705	(615)399-4700	26,948,630	11,447,246	15,501,384	0	DI LI	
DIRECT LIFE INS CO	GA	71919	(615)399-4700	11,676,319	792,820	10,883,498	0	DI LI	
DIRECT NATIONAL INS CO	AR	23736	(615)399-4700	16,173,180	9,732,501	6,440,679	0	CI VE	
DISCOVER PROPERTY & CASUALTY INS CO	IL	36463	(651)310-7911	112,954,277	66,572,593	46,381,684	6,349,598	CW DI MT PI SU VE	
DIVERSIFIED INS CO	FY Ending 06/30/2007	AZ	---	(602)427-3251	Financial Information Not Available				CP
DIXIE NATIONAL LIFE INS CO	IN	66214	(317)574-6200	4,878,942	1,871,450	3,007,492	7,345	DI LI	
DMG INS CO, INC.	AZ	---	(702)967-6302	Financial Information Not Available				CP	
DOCTORS' CO, AN INTERINSURANCE EXCHANGE, THE	CA	34495	(707)226-0100	2,099,948,790	1,295,802,976	804,145,814	2,443,123	CI DI MT	
DOCTORS' LIFE INS CO, THE	CA	92444	(707)226-0100	29,534,812	12,800,340	16,734,473	0	DI LI	
DORINCO REINSURANCE CO	MI	33499	(989)636-0047	1,938,128,809	1,348,840,930	589,287,879	0	CI MT PI VE	
DUO LIFE INS CO	AZ	---	(847)572-6864	Financial Information Not Available †				UR	
DUPAGE LIFE INS CO	AZ	60043	(847)948-8988	600,508	49,672	550,836	0	LR	
EAGLE INS CO	AZ	---	(931)484-8411	Financial Information Not Available †				UR	
EAGLE WEST INS CO	CA	12890	(831)649-1155	84,115,570	50,292,137	33,823,430	1,604,158	CI MT PI VE	
EAST ARKANSAS GEM LIFE INS CO	AZ	---	(405)848-0179	Financial Information Not Available †				UR	
EASTERN ALLIANCE INS CO	PA	10724	(888)654-7100	133,846,886	84,097,874	49,749,012	0	CI	
EASTERN ATLANTIC INS CO	PA	28649	(717)561-4480	48,482,585	17,916,280	30,566,305	0	CI MT PI SU VE	
EASTERN LIFE AND HEALTH INS CO	PA	62804	(888)654-7100	85,667,066	24,987,588	60,679,478	58,082	DI LI	
EASTGUARD INS CO	PA	14702	(800)673-2465	79,438,988	61,255,198	18,183,790	0	CW DI MT PI SU VE	
ECHELON PROPERTY & CASUALTY INS CO	IL	11702	(312)654-6160	4,161,085	3,756,626	404,459	1,109,493	CI MT PI VE	
ECONOMY FIRE & CASUALTY CO	IL	22926	(401)827-2563	360,127,518	14,772,383	345,355,134	0	CI MT PI VE	
ECONOMY PREFERRED INS CO	IL	38067	(401)827-2563	8,230,641	16,024	8,214,616	0	CI MT PI VE	
ECONOMY PREMIER ASSURANCE CO	IL	40649	(401)827-2563	34,141,445	209,661	33,931,783	2,680,862	CI MT PI SU VE	
EDUCATORS LIFE INS CO OF AMERICA	AZ	75892	(217)789-2500	154,720	0	154,720	0	LR	
ELAN LIFE INS CO	AZ	78905	(414)454-6818	13,861,840	6,158,576	7,703,264	0	LR	
ELDERCARE MUTUAL INS CO RRG	AZ	11816	(602)266-1166	2,049,366	539,814	1,509,552	0	RG	
ELECTRIC COOPERATIVE LIFE INS CO	AZ	79782	(703)907-5500	1,932,401	492,015	1,440,386	0	LR	
ELECTRIC INS CO	MA	21261	(978)524-5556	1,246,018,444	874,042,324	371,976,119	8,081,047	CW DI MT PI SU VE	
ELITE TRANSPORTATION RRG, INC.	AZ	10125	(480)563-2315	10,428,001	9,172,543	1,255,458	0	RG	

Company Names: **CO** = COMPANY **CORP** = CORPORATION **INS** = INSURANCE **RRG** = RISK RETENTION GROUP  
 Authorized Lines: **CE** = CERTIFICATE OF EXEMPTION ( WITH LINES OF AUTHORITY )  
**CI** = CASUALTY **CP** = CAPTIVE INSURER **CW** = CASUALTY WITH WORKERS' COMPENSATION **DI** = DISABILITY **DS** = DENTAL SERVICE  
**HC** = HEALTH CARE SERVICES ORGANIZATION **HS** = HOSPITAL SERVICE **LC** = LIFE CARE PROVIDER **LP** = LIFE CARE PROVIDER PROVISIONAL PERMIT  
**LI** = LIFE **LR** = LIFE AND DISABILITY REINSURANCE **MG** = MORTGAGE GUARANTY **MR** = MECHANICAL REIMBURSEMENT REINSURANCE **MS** = MEDICAL SERVICE  
**MT** = MARINE AND TRANSPORTATION **OS** = OPTOMETRIC SERVICE **PD** = PREPAID DENTAL PLAN **PI** = PROPERTY **PL** = PREPAID LEGAL  
**RG** = DOMESTIC RISK RETENTION GROUP **SU** = SURETY **TI** = TITLE **UR** = UNAFFILIATED CREDIT LIFE AND DISABILITY REINSURANCE **VA** = VARIABLE ANNUITY  
**VE** = VEHICLE **VL** = VARIABLE LIFE

Financial information is as of 12/31/2007 unless alternative fiscal year end is indicated.

† Fiscal year financial information due August 1 or November 1, 2008 pursuant to A.R.S. § 20-1083.

‡ Financial information was not required during this period or is not available due to regulatory action or notification of merger or withdrawal.

\* DBA (Doing Business As)

\*\* Life Care Facility

**INSURERS AUTHORIZED IN ARIZONA AS OF DECEMBER 31, 2007 - (continued)**

NAME	DOMICILE	NAIC #	TELEPHONE	ASSETS	LIABILITIES	CAPITAL & SURPLUS	ARIZONA PREMIUMS	AUTHORIZED LINES
EMBASSY INS CORP	AZ	---	(303)388-5688	Financial Information Not Available				CP
EMC NATIONAL LIFE CO	IA	62928	(515)645-4000	663,410,840	610,428,966	52,981,873	1,322,412	DI LI
EMC PROPERTY & CASUALTY CO	IA	25186	(515)280-2511	123,512,984	66,551,210	56,961,774	0	CW MT PI VE
EMCASCO INS CO	IA	21407	(515)280-2511	364,477,908	256,487,494	107,990,414	588,418	CW DI MT PI SU VE
EMERGENCY MEDICINE PROFESSIONAL ASSURANCE CO A RRG	NV	12003	(202)741-5944	11,988,565	7,026,800	4,961,765	805,200	CI
EMERGENCY PHYSICIANS INS CO RRG	NV	11714	(530)889-2800	28,631,148	22,865,906	5,765,242	0	CI
EMPHESYS INS CO	TX	88595	(502)580-1000	3,956,581	689,445	3,267,135	2,526,110	DI LI
EMPIRE FIRE AND MARINE INS CO	NE	21326	(847)605-6120	196,843,506	142,195,111	54,648,395	21,641,052	CI DI MT PI SU VE
EMPLOYEES LIFE CO (MUTUAL)	IL	84174	(847)295-6000	266,335,374	243,212,221	23,123,153	524,459	DI LI
EMPLOYERS COMPENSATION INS CO	CA	11512	(818)549-4600	1,469,143,071	1,133,812,945	335,330,126	2,637,275	CW
EMPLOYERS DENTAL SERVICES, INC.	AZ	53090	(520)696-4343	5,857,032	1,481,113	4,375,919	16,851,140	PD
EMPLOYERS DIRECT INS CO	CA	11555	(818)575-8500	379,396,820	196,553,588	182,843,232	6,926	CW
EMPLOYERS' FIRE INS CO	MA	20648	(617)725-6000	101,248,632	42,559,060	58,689,572	4,562,934	CW DI MT PI SU VE
EMPLOYERS INS CO OF WAUSAU	WI	21458	(617)357-9500	4,077,177,589	2,778,765,619	1,298,411,970	3,508,887	CW DI MT PI SU VE
EMPLOYERS MUTUAL CASUALTY CO	IA	21415	(515)280-2511	2,151,774,292	1,255,549,569	896,224,723	41,252,648	CW DI MT PI SU VE
EMPLOYERS REASSURANCE CORP	KS	68276	(913)982-3700	8,666,441,624	7,886,140,504	780,301,120	0	DI LI
EMPLOYERS REINSURANCE CORP	MO	39845	(913)676-5200	10,594,632,330	7,532,619,020	3,062,013,310	360,444	CW DI MT PI SU VE
ENCOMPASS INDEMNITY CO	IL	15130	(847)402-5000	22,448,513	501,249	21,947,264	20,769,061	CI MT PI VE
ENCOMPASS INS CO OF AMERICA	IL	10071	(847)402-5000	20,960,793	196,290	20,764,503	36,605,136	CI MT PI VE
ENCOMPASS PROPERTY AND CASUALTY CO	IL	10072	(847)402-5000	11,101,513	387,908	10,713,605	10,944,801	CI MT PI VE
ENDURANCE AMERICAN INS CO	DE	10641	(212)209-6500	132,579,808	7,163,444	125,416,364	0	CW MT PI SU VE
ENDURANCE REINSURANCE CORP OF AMERICA	NY	11551	(914)468-8000	1,613,420,593	1,020,557,396	592,863,197	0	CW DI MT PI SU VE
ENTERPRISE INDEMNITY CAPTIVE INS CO, INC.	AZ	---	(808)585-3500	Financial Information Not Available				CP
ENTERPRISE LIFE INS CO	TX	89087	(972)751-5544	26,480,629	14,788,973	11,691,656	265,720	DI LI
EPIC LIFE INS CO	WI	64149	(608)223-2100	42,784,148	19,768,725	23,015,423	0	DI LI
EQUITABLE AGENTS REINSURANCE CO	AZ	87220	(602)254-5866	15,705,183	9,268,444	6,436,739	0	LR
EQUITABLE LIFE & CASUALTY INS CO	UT	62952	(801)579-3400	207,245,524	167,022,243	40,223,281	7,439,733	DI LI
EQUITRUST LIFE INS CO	IA	62510	(515)225-5400	6,841,530,626	6,449,892,186	391,638,440	44,858,588	DI LI VA VL
EQUITY INS CO	TX	28746	(254)776-4521	56,625,006	28,877,385	27,747,621	289,530	CI MT PI VE
ESCOBA INS CO	FY Ending 11/30/2007	AZ	---	(602)427-3251	Financial Information Not Available			CP
ESKAY LIFE INS CO	AZ	---	(847)572-6864	Financial Information Not Available †				UR
ESSENTIA INS CO	MO	37915	(781)332-7000	40,159,716	179,113	39,980,603	0	CI MT PI SU VE
ESURANCE INS CO	WI	25712	(415)875-4500	440,125,532	318,109,605	122,015,926	19,062,882	CI PI VE
ESURANCE INS CO OF NEW JERSEY	WI	21741	(415)875-4500	11,302,791	2,320,959	8,981,832	0	CI MT PI SU VE
ESURANCE PROPERTY AND CASUALTY INS CO	CA	30210	(415)875-4500	89,392,576	64,239,149	25,153,427	0	CI VE
EULER HERMES AMERICAN CREDIT INDEMNITY CO	MD	20516	(410)753-0753	362,072,586	189,962,968	172,109,618	546,432	CI
EVEREST NATIONAL INS CO	DE	10120	(908)604-3000	448,436,421	269,798,965	178,637,455	15,263,733	CW DI MT PI SU VE
EVEREST REINSURANCE CO	DE	26921	(908)604-3000	9,661,761,764	6,775,202,497	2,886,559,267	0	CW DI MT PI SU VE
EVERGREEN LIFE INS CO	AZ	---	(480)607-1602	Financial Information Not Available †				UR

Company Names: CO = COMPANY CORP = CORPORATION INS = INSURANCE RRG = RISK RETENTION GROUP  
 Authorized Lines: CE = CERTIFICATE OF EXEMPTION ( WITH LINES OF AUTHORITY )  
 CI = CASUALTY CP = CAPTIVE INSURER CW = CASUALTY WITH WORKERS' COMPENSATION DI = DISABILITY DS = DENTAL SERVICE  
 HC = HEALTH CARE SERVICES ORGANIZATION HS = HOSPITAL SERVICE LC = LIFE CARE PROVIDER LP = LIFE CARE PROVIDER PROVISIONAL PERMIT  
 LI = LIFE LR = LIFE AND DISABILITY REINSURANCE MG = MORTGAGE GUARANTY MR = MECHANICAL REIMBURSEMENT REINSURANCE MS = MEDICAL SERVICE  
 MT = MARINE AND TRANSPORTATION OS = OPTOMETRIC SERVICE PD = PREPAID DENTAL PLAN PI = PROPERTY PL = PREPAID LEGAL  
 RG = DOMESTIC RISK RETENTION GROUP SU = SURETY TI = TITLE UR = UNAFFILIATED CREDIT LIFE AND DISABILITY REINSURANCE VA = VARIABLE ANNUITY  
 VE = VEHICLE VL = VARIABLE LIFE

Financial information is as of 12/31/2007 unless alternative fiscal year end is indicated.  
 † Fiscal year financial information due August 1 or November 1, 2008 pursuant to A.R.S. § 20-1083.  
 ‡ Financial information was not required during this period or is not available due to regulatory action or notification of merger or withdrawal.  
 \* DBA (Doing Business As)  
 \*\* Life Care Facility

**INSURERS AUTHORIZED IN ARIZONA AS OF DECEMBER 31, 2007 - (continued)**

NAME	DOMICILE	NAIC #	TELEPHONE	ASSETS	LIABILITIES	CAPITAL & SURPLUS	ARIZONA PREMIUMS	AUTHORIZED LINES
EVERGREEN NATIONAL INDEMNITY CO	OH	12750	(440)229-3420	47,278,396	15,960,777	31,317,619	46,029	CI MT PI SU
EVERGREEN USA RRG, INC.	VT	38466	(802)862-4400	13,370,117	7,659,957	5,710,160	82,388	CI VE
EXECUTIVE LIFE INS CO OF NEW YORK	NY	61913	(516)931-6400	Financial Information Not Available ‡				REHABILITATION
EXECUTIVE RISK INDEMNITY INC.	DE	35181	(860)408-2000	2,603,966,536	1,783,357,058	820,609,478	3,463,507	CI MT PI SU VE
EXPLORER INS CO	CA	40029	(858)350-2400	148,780,581	105,829,741	42,950,534	206,820	CW DI MT PI SU VE
EXPRESS SCRIPTS INS CO	AZ	60025	(800)332-5455	3,001,894	1,509,244	1,492,650	0	DI
F & M REINSURANCE CO	AZ	---	(602)254-5866	Financial Information Not Available †				UR
FACTORY MUTUAL INS CO	RI	21482	(401)275-3000	9,961,924,333	4,191,416,676	5,770,507,657	25,221,745	CI MT PI SU VE
FAIRFIELD INS CO	CT	44784	(203)328-5000	28,693,378	8,535,223	20,158,155	(755)	CW DI MT PI SU VE
FAIRMONT INS CO	CA	18864	(603)656-2233	41,188,722	16,884,242	24,304,480	0	CW MT PI SU VE
FAIRMONT PREMIER INS CO	CA	25518	(603)656-2233	206,927,583	29,768,949	177,158,634	163,883	CW DI MT PI SU VE
FAIRMONT SPECIALTY INS CO	DE	24384	(713)954-8100	228,131,046	102,979,507	125,151,539	118,967	CW DI MT PI SU VE
FAIRWAY INS, INC.	AZ	---	(602)952-9532	Financial Information Not Available				CP
FAMILY BENEFIT LIFE INS CO	MO	70742	(573)636-3181	56,753,624	48,799,950	7,953,674	2,069	LI
FAMILY HERITAGE LIFE INS CO OF AMERICA	OH	77968	(440)922-5200	262,362,285	235,272,079	27,090,206	2,063,807	DI LI
FAMILY LIFE INS CO	TX	63053	(800)669-9030	127,816,018	105,301,986	22,514,032	622,916	DI LI
FAMILY SERVICE LIFE INS CO	TX	74004	(219)919-2702	560,761,001	466,261,829	94,499,172	1,349	LI
FARM BUREAU LIFE INS CO	IA	63088	(515)225-5400	5,633,102,502	5,268,187,429	364,915,073	16,745,105	DI LI VA VL
FARM BUREAU MUTUAL INS CO	IA	13773	(515)225-5400	1,460,015,470	826,134,958	633,880,512	57,115,480	CI MT PI SU VE
FARMERS ALLIANCE MUTUAL INS CO	KS	19194	(316)241-2200	305,800,396	146,355,684	159,444,712	0	CI MT PI SU VE
FARMERS INS CO OF ARIZONA	AZ	21598	(602)863-8100	69,833,344	65,068,216	4,765,128	518,970,111	CI DI MT PI SU VE
FARMERS INS EXCHANGE	CA	21652	(213)932-3200	13,053,162,081	9,606,423,598	3,446,738,483	45,964,461	CW DI MT PI SU VE
FARMERS NEW WORLD LIFE INS CO	WA	63177	(206)232-8400	6,987,510,433	6,346,255,001	641,255,432	40,812,619	DI LI VA VL
FARMINGTON CASUALTY CO	CT	41483	(860)277-0111	981,914,275	709,086,056	272,828,219	76,423	CW DI MT PI SU VE
FARMLAND MUTUAL INS CO	IA	13838	(515)228-6700	331,323,576	180,201,582	151,121,994	426,012	CW MT PI SU VE
FCB REINSURANCE CO	AZ	---	(602)254-5866	Financial Information Not Available †				UR
FCCI INS CO	FL	10178	(941)907-3224	1,407,347,101	986,788,834	420,558,267	0	CW MT PI SU VE
FEDERAL INS CO	IN	20281	(908)903-2000	29,671,057,233	16,793,877,867	12,877,179,366	71,980,730	CW DI MT PI SU VE
FEDERAL LIFE INS CO (MUTUAL)	IL	63223	(847)520-1900	235,622,938	202,649,458	32,973,480	499,384	DI LI
FEDERATED LIFE INS CO	MN	63258	(507)455-5200	919,053,189	702,076,542	216,976,646	440,350	DI LI
FEDERATED MUTUAL INS CO	MN	13935	(507)455-5200	3,905,197,221	2,120,794,679	1,784,402,543	4,883,393	CW DI MT PI SU VE
FEDERATED RURAL ELECTRIC INS EXCHANGE	KS	11118	(913)541-0150	312,997,956	215,389,914	97,608,042	1,342,610	CW DI MT PI SU VE
FEDERATED SERVICE INS CO	MN	28304	(507)455-5200	363,174,413	241,520,507	121,653,907	1,289,491	CW DI MT PI SU VE
FFG INS CO	TX	43460	(312)381-9523	178,722,823	141,077,420	37,645,403	0	CI
FIDELITY AND DEPOSIT CO OF MARYLAND	MD	39306	(847)605-6000	315,360,399	114,761,758	200,598,641	11,719,596	CW MT PI SU VE
FIDELITY AND GUARANTY INS CO	IA	35386	(651)310-7911	28,322,909	9,036,568	19,286,340	723,967	CW MT PI SU VE
FIDELITY AND GUARANTY INS UNDERWRITERS, INC.	WI	25879	(651)310-9711	88,404,254	55,831,812	32,572,442	(50,253)	CW DI MT PI SU VE
FIDELITY AND GUARANTY LIFE INS CO	MD	63274	Name changed 1/1/07, now known as OM FINANCIAL LIFE INS CO					
FIDELITY FIRST INS CO	TX	11134	(405)848-0179	7,422,275	173,123	7,249,152	0	CW DI MT PI

Company Names: CO = COMPANY CORP = CORPORATION INS = INSURANCE RRG = RISK RETENTION GROUP  
 CE = CERTIFICATE OF EXEMPTION ( WITH LINES OF AUTHORITY )  
 Authorized Lines: CI = CASUALTY CP = CAPTIVE INSURER CW = CASUALTY WITH WORKERS' COMPENSATION DI = DISABILITY DS = DENTAL SERVICE  
 HC = HEALTH CARE SERVICES ORGANIZATION HS = HOSPITAL SERVICE LC = LIFE CARE PROVIDER LP = LIFE CARE PROVIDER PROVISIONAL PERMIT  
 LI = LIFE LR = LIFE AND DISABILITY REINSURANCE MG = MORTGAGE GUARANTY MR = MECHANICAL REIMBURSEMENT REINSURANCE MS = MEDICAL SERVICE  
 MT = MARINE AND TRANSPORTATION OS = OPTOMETRIC SERVICE PD = PREPAID DENTAL PLAN PI = PROPERTY PL = PREPAID LEGAL  
 RG = DOMESTIC RISK RETENTION GROUP SU = SURETY TI = TITLE UR = UNAFFILIATED CREDIT LIFE AND DISABILITY REINSURANCE VA = VARIABLE ANNUITY  
 VE = VEHICLE VL = VARIABLE LIFE

Financial information is as of 12/31/2007 unless alternative fiscal year end is indicated.  
 † Fiscal year financial information due August 1 or November 1, 2008 pursuant to A.R.S. § 20-1083.  
 ‡ Financial information was not required during this period or is not available due to regulatory action or notification of merger or withdrawal.  
 \* DBA (Doing Business As)  
 \*\* Life Care Facility

**INSURERS AUTHORIZED IN ARIZONA AS OF DECEMBER 31, 2007 - (continued)**

NAME	DOMICILE	NAIC #	TELEPHONE	ASSETS	LIABILITIES	CAPITAL & SURPLUS	ARIZONA PREMIUMS	AUTHORIZED LINES
FIDELITY INVESTMENTS LIFE INS CO	UT	93696	(617)563-4395	16,033,979,145	15,388,756,146	645,222,999	44,353,662	DI LI VA VL
FIDELITY LIFE ASSOCIATION, A LEGAL RESERVE LIFE INS CO	IL	63290	(630)522-0392	538,267,750	263,019,515	275,248,235	889,772	DI LI
FIDELITY LIFE ASSOCIATION, A MUTUAL LEGAL RESERVE CO	IL	63290	<i>Name changed 4/30/07, now known as FIDELITY LIFE ASSOCIATION, A LEGAL RESERVE LIFE INS CO</i>					
FIDELITY LIFE INS CO	PA	92908	(610)964-7000	9,686,070	118,069	9,568,001	0	LI
FIDELITY MUTUAL LIFE INS CO	PA	63304	(215)964-7000	789,313,980	700,658,116	88,655,864	324,261	REHABILITATION
FIDELITY NATIONAL INS CO	CA	25180	(904)997-7312	281,772,157	150,897,951	130,874,206	16,741,440	CI MT PI SU VE
FIDELITY NATIONAL PROPERTY AND CASUALTY INS CO	NY	16578	(904)997-7312	95,753,057	24,798,872	70,954,185	1,192,130	CI DI MT PI SU VE
FIDELITY NATIONAL TITLE INS CO	CA	51586	(904)854-8100	860,789,383	623,107,279	237,682,104	65,926,174	TI
FIDELITY SECURITY LIFE INS CO	MO	71870	(816)756-1060	488,086,997	410,811,323	77,275,674	14,925,999	DI LI
FINANCIAL ADVISORS ASSURANCE SELECT RRG	NV	12836	(703)736-4415	1,315,745	228,309	1,087,436	2,700	CI
FINANCIAL AMERICAN LIFE INS CO	KS	71455	<i>Name changed 2/1/07, now known as CARDIF LIFE INS CO</i>					
FINANCIAL ASSURANCE LIFE INS CO	TX	78093	(816)391-2000	9,154,342	1,040,990	8,113,352	1,217	LI
FINANCIAL CASUALTY & SURETY, INC.	TX	35009	(713)522-1100	15,924,025	5,055,857	10,868,168	22,348	SU
FINANCIAL GUARANTY INS CO	NY	12815	(212)312-3000	4,298,781,176	4,037,872,417	260,908,759	1,914,271	SU
FINANCIAL INDEMNITY CO	CA	19852	(818)313-8500	110,932,903	79,696,270	31,236,633	5,539,298	CI DI MT PI SU VE
FINANCIAL PACIFIC INS CO	CA	31453	(916)630-5000	225,650,794	165,311,693	60,339,101	6,215,717	CI PI SU VE
FINANCIAL SECURITY ASSURANCE INC.	NY	18287	(212)826-0100	4,289,263,705	2,660,324,125	1,628,939,580	1,995,156	CI SU
FINIAL INS CO	NJ	22730	(857)288-6000	57,681,826	11,667,110	46,014,716	(10,713)	CW DI MT PI SU VE
FIRE INS EXCHANGE	CA	21660	(213)932-3200	2,151,836,885	1,556,696,119	595,140,765	0	CI MT PI SU
FIREMAN'S FUND INS CO	CA	21873	(415)899-2000	9,982,460,921	7,088,251,769	2,894,209,152	27,745,405	CW DI MT PI SU VE
FIRST ACCEPTANCE INS CO, INC.	TX	10336	(615)844-1290	241,149,029	130,050,824	111,098,205	0	CI PI SU VE
FIRST ALLMERICA FINANCIAL LIFE INS CO	MA	69140	(508)855-4194	2,155,843,246	1,992,114,492	163,728,754	167,643	DI LI
FIRST AMERICAN PROPERTY & CASUALTY INS CO	CA	37710	(714)560-7850	83,446,786	37,382,597	46,064,190	12,050,285	CI MT PI VE
FIRST AMERICAN SPECIALTY INS CO	CA	34525	(714)560-7850	122,212,724	81,803,926	40,408,798	0	CI MT PI VE
FIRST AMERICAN TITLE INS CO	CA	50814	(714)800-3000	1,873,280,555	1,446,753,312	426,527,243	161,175,326	TI
FIRST AMTENN LIFE INS CO	AZ	72257	(602)254-5866	20,751,293	382,190	20,369,105	0	LR
FIRST AUTOMOTIVE INS RRG, INC.	HI	10619	(505)881-2244	8,662,533	6,660,122	2,002,410	0	CI
FIRST CATHOLIC SLOVAK LADIES ASSOCIATION OF THE UNITED STATES OF AMERICA, THE	OH	56332	(800)464-4642	529,122,574	438,387,797	90,734,775	0	LI
FIRST CITIZENS/WHITE AND ASSOCIATES INS CO	AZ	---	(602)200-6900	Financial Information Not Available †				UR
FIRST COLONIAL INS CO	FL	29980	(904)992-1776	379,568,851	256,526,162	123,042,688	3,289,390	CI MT PI VE
FIRST CONTINENTAL LIFE & ACCIDENT INS CO	TX	64696	(281)313-7150	9,321,126	1,761,863	7,559,263	0	DI LI
FIRST DOMINION MUTUAL LIFE INS CO	VA	63266	(512)404-6555	9,707,981	1,775,368	7,932,613	0	REHABILITATION
FIRST FINANCIAL INS CO	IL	11177	(336)586-2500	503,718,942	218,929,367	284,789,575	650	CI PI SU VE
FIRST GUARD INS CO	AZ	10676	(941)485-6210	11,115,342	806,288	10,309,054	58,559	CI VE
FIRST HEALTH LIFE & HEALTH INS CO	TX	90328	(630)737-2075	481,778,799	350,094,203	131,684,596	11,460,485	DI LI
FIRST INVESTORS LIFE INS CO	NY	63495	(212)858-8200	1,370,124,701	1,257,097,210	113,027,491	1,553,678	DI LI VA VL
FIRST LIBERTY INS CORP, THE	IA	33588	(617)357-9500	47,641,180	25,900,584	21,740,596	6,718,489	CW DI MT PI SU VE
FIRST MIDWEST INS CO	AZ	79995	(602)200-6900	1,157,763	146,260	1,011,503	0	LR

Company Names: CO = COMPANY CORP = CORPORATION INS = INSURANCE RRG = RISK RETENTION GROUP  
 CE = CERTIFICATE OF EXEMPTION ( WITH LINES OF AUTHORITY )  
 Authorized Lines: CI = CASUALTY CP = CAPTIVE INSURER CW = CASUALTY WITH WORKERS' COMPENSATION DI = DISABILITY DS = DENTAL SERVICE  
 HC = HEALTH CARE SERVICES ORGANIZATION HS = HOSPITAL SERVICE LC = LIFE CARE PROVIDER LP = LIFE CARE PROVIDER PROVISIONAL PERMIT  
 LI = LIFE LR = LIFE AND DISABILITY REINSURANCE MG = MORTGAGE GUARANTY MR = MECHANICAL REIMBURSEMENT REINSURANCE MS = MEDICAL SERVICE  
 MT = MARINE AND TRANSPORTATION OS = OPTOMETRIC SERVICE PD = PREPAID DENTAL PLAN PI = PROPERTY PL = PREPAID LEGAL  
 RG = DOMESTIC RISK RETENTION GROUP SU = SURETY TI = TITLE UR = UNAFFILIATED CREDIT LIFE AND DISABILITY REINSURANCE VA = VARIABLE ANNUITY  
 VE = VEHICLE VL = VARIABLE LIFE

Financial information is as of 12/31/2007 unless alternative fiscal year end is indicated.

† Fiscal year financial information due August 1 or November 1, 2008 pursuant to A.R.S. § 20-1083.

‡ Financial information was not required during this period or is not available due to regulatory action or notification of merger or withdrawal.

\* DBA (Doing Business As)

\*\* Life Care Facility

**INSURERS AUTHORIZED IN ARIZONA AS OF DECEMBER 31, 2007 - (continued)**

NAME	DOMICILE	NAIC #	TELEPHONE	ASSETS	LIABILITIES	CAPITAL & SURPLUS	ARIZONA PREMIUMS	AUTHORIZED LINES
FIRST NATIONAL INS CO OF AMERICA	WA	24724	(206)545-5000	254,088,224	179,272,616	74,815,608	2,667,632	CW MT PI SU VE
FIRST PENN-PACIFIC LIFE INS CO	IN	67652	(847)466-8000	1,921,633,284	1,734,920,584	186,712,700	3,967,948	DI LI VL
FIRST PROFESSIONALS INS CO, INC.	FL	33383	(904)354-5910	669,092,678	434,015,676	235,077,002	0	CW PI
FIRST PULASKI REINSURANCE CO	AZ	---	(602)254-5866	Financial Information Not Available †				UR
FIRST REINSURANCE, INC.	AZ	60241	(920)731-4000	2,108,040	401,503	1,706,537	0	LR
FIRST VOLUNTEER INS CO	AZ	---	(931)484-8411	Financial Information Not Available †				UR
FIRSTCOMP INS CO	NE	27626	(402)926-0099	264,668,974	204,132,734	60,536,240	0	CW
FLEET INS CO	AZ	10735	(704)387-0823	61,701,078	1,350,867	60,350,211	0	CI
FLEET LIFE INS CO	AZ	60148	(704)387-0824	25,043,927	757,217	24,286,710	0	DI LI
FLORISTS' MUTUAL INS CO	IL	13978	(618)656-4240	162,666,034	106,308,227	56,357,807	292,402	CW MT PI SU VE
FOLKSAMERICA REINSURANCE CO	NY	38776	(212)312-2500	2,819,204,451	1,892,591,424	926,613,027	0	CW MT PI SU VE
FOOTHILLS LIFE INS CO	AZ	90034	(513)943-7200	412,830	179,014	233,816	0	LR
FOR LIFE INS CO	AZ	---	(847)572-6864	Financial Information Not Available †				UR
FOREMOST INS CO OF GRAND RAPIDS, MI	MI	11185	(616)942-3000	1,902,835,939	1,287,217,803	615,618,136	37,263,618	CI DI MT PI SU VE
FOREMOST PROPERTY AND CASUALTY INS CO	MI	11800	(616)942-3000	39,517,517	24,075,950	15,441,567	7,268,263	CI DI MT PI SU VE
FOREMOST SIGNATURE INS CO	MI	41513	(616)942-3000	56,900,753	39,057,025	17,843,728	216,124	CI DI MT PI SU VE
FORETHOUGHT LIFE ASSURANCE CO	IN	79677	(812)934-7139	2,911,592,098	2,801,249,219	110,342,879	0	DI LI
FORETHOUGHT LIFE INS CO	IN	91642	(812)934-7139	777,409,635	661,034,780	116,374,855	11,517,569	DI LI
FORT DEARBORN LIFE INS CO	IL	71129	(630)824-6500	2,238,645,596	1,770,182,300	468,463,296	16,640,892	DI LI VA
FORT WAYNE MEDICAL ASSURANCE CO RRG	AZ	12625	Name changed 9/12/07, now known as FORT WAYNE MEDICAL SURETY CO, RRG					
FORT WAYNE MEDICAL SURETY CO, RRG	AZ	12625	(602)427-3251	1,842,633	740,955	1,101,678	0	RG
FORTRESS INS CO	IL	10801	(847)384-0041	49,394,526	28,479,207	20,915,319	184,653	CI
FOUNDATION RESERVE INS CO, INC.	NM	23051	(505)345-7260	15,581,443	3,733,792	11,847,651	0	SUSPENDED
FOUNDERS INS CO	IL	14249	(847)768-0040	188,397,962	124,488,534	63,909,428	1,411,293	CI PI SU VE
FOX INS CO	AZ	10161	(212)400-6134	2,220,373	1,412,198	808,174	0	DI
FRANKENMUTH MUTUAL INS CO	MI	13986	(517)652-6121	981,110,916	603,436,711	377,674,206	0	CW MT PI SU VE
FREEDOM LIFE INS CO OF AMERICA	TX	62324	(817)878-3300	33,054,163	24,163,702	8,890,461	773,930	DI LI
FREEDOM PLAZA LIFE CARE RETIREMENT COMMUNITY **	TN	---	(615)221-2250	69,407,904	43,440,645	25,967,259	0	LC
FREMONT LIFE INS CO	CA	62154	(714)429-2610	4,455,658	2,209,554	2,246,104	2,895	DI LI
FRIENDSHIP VILLAGE OF TEMPE **	AZ	95222	(480)831-0880	141,469,202	158,794,218	(17,325,016)	0	LC
FRONTIER INS CO	NY	34266	(914)796-2100	133,452,446	236,797,203	(103,344,758)	(3,250)	REHABILITATION
FSG REINSURANCE CO	AZ	---	(931)484-8411	Financial Information Not Available †				UR
FUNERAL DIRECTORS LIFE INS CO	TX	99775	(915)695-3410	500,388,949	451,877,824	48,511,125	393,137	LI
FUSB REINSURANCE, INC.	AZ	---	(602)254-5866	Financial Information Not Available †				UR
FUTURAL LIFE INS CO	AZ	78549	(602)200-6900	10,026,922	3,706,180	6,320,740	0	DI LI
GARDEN STATE LIFE INS CO	TX	63657	(713)538-1037	92,178,815	74,909,487	17,269,328	632,756	DI LI
GARRISON PROPERTY AND CASUALTY INS CO	TX	21253	(210)498-2211	109,348,537	71,012,128	38,336,409	6,333,049	CI MT PI VE
GATEWAY INS CO	MO	28339	(314)373-3333	37,135,260	20,790,789	16,344,471	962,260	CI PI VE
GEICO CASUALTY CO	MD	41491	(301)986-2500	245,726,724	126,648,915	119,077,809	14,590,779	VE

Company Names: CO = COMPANY CORP = CORPORATION INS = INSURANCE RRG = RISK RETENTION GROUP  
 Authorized Lines: CE = CERTIFICATE OF EXEMPTION ( WITH LINES OF AUTHORITY )  
 CI = CASUALTY CP = CAPTIVE INSURER CW = CASUALTY WITH WORKERS' COMPENSATION DI = DISABILITY DS = DENTAL SERVICE  
 HC = HEALTH CARE SERVICES ORGANIZATION HS = HOSPITAL SERVICE LC = LIFE CARE PROVIDER LP = LIFE CARE PROVIDER PROVISIONAL PERMIT  
 LI = LIFE LR = LIFE AND DISABILITY REINSURANCE MG = MORTGAGE GUARANTY MR = MECHANICAL REIMBURSEMENT REINSURANCE MS = MEDICAL SERVICE  
 MT = MARINE AND TRANSPORTATION OS = OPTOMETRIC SERVICE PD = PREPAID DENTAL PLAN PI = PROPERTY PL = PREPAID LEGAL  
 RG = DOMESTIC RISK RETENTION GROUP SU = SURETY TI = TITLE UR = UNAFFILIATED CREDIT LIFE AND DISABILITY REINSURANCE VA = VARIABLE ANNUITY  
 VE = VEHICLE VL = VARIABLE LIFE

Financial information is as of 12/31/2007 unless alternative fiscal year end is indicated.

† Fiscal year financial information due August 1 or November 1, 2008 pursuant to A.R.S. § 20-1083.

‡ Financial information was not required during this period or is not available due to regulatory action or notification of merger or withdrawal.

\* DBA (Doing Business As)

\*\* Life Care Facility



**INSURERS AUTHORIZED IN ARIZONA AS OF DECEMBER 31, 2007 - (continued)**

NAME	DOMICILE	NAIC #	TELEPHONE	ASSETS	LIABILITIES	CAPITAL & SURPLUS	ARIZONA PREMIUMS	AUTHORIZED LINES	
GEICO GENERAL INS CO	MD	35882	(301)986-2500	153,862,251	77,433,739	76,428,512	130,691,410	CI DI MT PI SU VE	
GEICO INDEMNITY CO	MD	22055	(301)986-2500	4,514,020,517	2,686,777,562	1,827,242,955	74,106,954	CI PI VE	
GENERAL AMERICAN LIFE INS CO	MO	63665	(314)843-8700	14,122,916,714	11,843,204,417	2,279,712,297	13,259,681	DI LI VA VL	
GENERAL CASUALTY CO OF WISCONSIN	WI	24414	(608)837-4440	1,558,130,280	813,506,538	744,623,742	633,135	CW MT PI SU VE	
GENERAL FIDELITY INS CO	SC	30007	(704)387-0824	718,084,766	302,356,031	415,728,735	2,075,415	CI DI	
GENERAL FIDELITY LIFE INS CO	SC	93521	(704)387-1276	250,146,832	88,193,650	161,953,182	152,245	DI LI	
GENERAL FIRE & CASUALTY CO	ID	37931	(208)286-3150	18,618,717	12,848,434	5,770,283	378,147	CI DI PI SU VE	
GENERAL INS CO OF AMERICA	WA	24732	(206)545-5000	2,432,373,782	1,838,026,406	594,347,376	5,639,271	CW DI MT PI SU VE	
GENERAL RE LIFE CORP	CT	86258	(203)352-3045	2,637,601,115	2,197,372,579	440,228,536	0	DI LI	
GENERAL REINSURANCE CORP	DE	22039	(203)328-5000	16,414,666,605	6,527,059,905	9,887,606,700	1,241,701	CW DI MT PI SU VE	
GENERAL SECURITY INDEMNITY CO OF ARIZONA	AZ	20559	(212)480-1900	85,605,791	51,863,363	33,742,428	566,363	CW DI MT PI SU VE	
GENERAL SECURITY NATIONAL INS CO	NY	39322	(212)480-1900	349,415,745	258,127,713	91,288,032	0	CI DI MT PI SU VE	
GENERAL STAR NATIONAL INS CO	OH	11967	(203)328-5000	536,820,566	304,487,748	232,332,818	698,124	CI MT PI SU VE	
GENERALI (UNITED STATES BRANCH)	NY	11231	(212)602-7600	70,640,283	32,862,230	37,778,053	2,048	CI MT PI SU VE	
GENESIS INS CO	CT	38962	(203)328-5000	217,517,284	101,595,467	115,921,817	402,111	CW DI MT PI SU VE	
GENWORTH FINANCIAL ASSURANCE CORP	NC	37095	(919)846-4100	18,225,803	5,744,505	12,481,298	0	CI	
GENWORTH HOME EQUITY INS CORP	NC	41432	(919)846-4100	12,285,444	386,034	11,899,410	0	CI	
GENWORTH LIFE AND ANNUITY INS CO	VA	65536	(804)662-2400	29,148,525,843	27,619,912,092	1,528,613,751	73,980,732	DI LI VA VL	
GENWORTH LIFE AND HEALTH INS CO	CT	80926	Name changed 12/1/07, now known as SUN LIFE AND HEALTH INS CO (U.S.)						
GENWORTH LIFE INS CO	DE	70025	(804)662-2400	34,571,590,532	31,428,796,583	3,142,793,949	54,718,146	DI LI	
GENWORTH MORTGAGE INS CORP	NC	38458	(919)846-4100	2,817,420,406	2,573,921,381	243,499,025	23,851,944	MG	
GENWORTH MORTGAGE INS CORP OF NC	NC	16675	(919)846-4100	275,212,575	224,077,114	51,135,461	0	MG	
GENWORTH RESIDENTIAL MORTGAGE INS CORP OF NORTH CAROLINA	NC	29823	(919)846-4100	111,054,991	76,571,713	34,483,278	936,772	MG	
GEORGIA CASUALTY & SURETY CO	GA	11258	(404)266-5500	64,194,803	43,438,599	20,756,204	0	CI MT SU VE	
GEORGIA PEOPLES LIFE INS CO	AZ	87289	(602)254-5866	6,035,666	624,370	5,411,296	0	LR	
GEOVERA INS CO	CA	10799	(800)324-6020	117,105,369	63,539,201	53,566,168	0	PI	
GERBER LIFE INS CO	NY	70939	(914)272-4000	1,422,128,346	1,220,974,741	201,153,605	3,611,272	DI LI	
GERLING AMERICA INS CO	NY	41343	(312)580-1900	173,854,801	82,908,661	90,946,143	531,937	CI DI MT PI SU VE	
GERMANTOWN INS CO	PA	11282	(215)627-1752	74,273,722	43,748,653	30,525,069	0	DI	
GLEANER LIFE INS SOCIETY	MI	56154	(517)263-2244	1,148,018,389	1,055,080,366	92,938,023	854,388	DI LI	
GLOBAL INTERNATIONAL INS CO, INC., A RRG	DC	10991	(202)471-5944	15,578,901	678,258	14,900,643	48,980	CI	
GLOBAL ONE INS CO	AZ	---	(602)337-6300	Financial Information Not Available				CP	
GLOBAL REINSURANCE CORP (U.S. BRANCH)	GERMANY	11266	(212)754-7590	274,452,899	238,053,413	36,399,486	0	CI MT PI VE	
GLOBAL REINSURANCE CORP OF AMERICA	NY	21032	(212)754-7590	595,978,866	464,017,132	131,961,734	0	CI MT PI SU VE	
GLOBAL SURETY & INS CO	NE	11304	(402)271-2846	88,372,396	7,825,212	80,547,184	0	CI DI MT PI SU VE	
GLOBE AMERICAN CASUALTY CO	OH	11312	(617)357-9500	8,604,153	364,874	8,239,279	0	SU VE	
GLOBE LIFE AND ACCIDENT INS CO	DE	91472	(405)270-1400	2,554,739,390	2,230,218,533	324,520,857	7,707,285	DI LI	
GMAC DIRECT INS CO	MO	11054	(336)770-3610	9,199,807	629,401	8,570,406	0	CI MT PI VE	

Company Names: CO = COMPANY CORP = CORPORATION INS = INSURANCE RRG = RISK RETENTION GROUP  
 Authorized Lines: CE = CERTIFICATE OF EXEMPTION ( WITH LINES OF AUTHORITY )  
 CI = CASUALTY CP = CAPTIVE INSURER CW = CASUALTY WITH WORKERS' COMPENSATION DI = DISABILITY DS = DENTAL SERVICE  
 HC = HEALTH CARE SERVICES ORGANIZATION HS = HOSPITAL SERVICE LC = LIFE CARE PROVIDER LP = LIFE CARE PROVIDER PROVISIONAL PERMIT  
 LI = LIFE LR = LIFE AND DISABILITY REINSURANCE MG = MORTGAGE GUARANTY MR = MECHANICAL REIMBURSEMENT REINSURANCE MS = MEDICAL SERVICE  
 MT = MARINE AND TRANSPORTATION OS = OPTOMETRIC SERVICE PD = PREPAID DENTAL PLAN PI = PROPERTY PL = PREPAID LEGAL  
 RG = DOMESTIC RISK RETENTION GROUP SU = SURETY TI = TITLE UR = UNAFFILIATED CREDIT LIFE AND DISABILITY REINSURANCE VA = VARIABLE ANNUITY  
 VE = VEHICLE VL = VARIABLE LIFE

Financial information is as of 12/31/2007 unless alternative fiscal year end is indicated.  
 † Fiscal year financial information due August 1 or November 1, 2008 pursuant to A.R.S. § 20-1083.  
 ‡ Financial information was not required during this period or is not available due to regulatory action or notification of merger or withdrawal.  
 \* DBA (Doing Business As)  
 \*\* Life Care Facility

**INSURERS AUTHORIZED IN ARIZONA AS OF DECEMBER 31, 2007 - (continued)**

NAME	DOMICILE	NAIC #	TELEPHONE	ASSETS	LIABILITIES	CAPITAL & SURPLUS	ARIZONA PREMIUMS	AUTHORIZED LINES
GMAC INS CO ONLINE, INC.	MO	11044	(336)770-3610	11,261,016	802,284	10,458,732	49,161	CI MT PI VE
GNV CUSTOM INS CO	AZ	10814	(212)683-9700	42,652,036	1,209,298	41,442,738	0	CW MT PI SU VE
GOLDEN BEAR INS CO	CA	39861	(209)948-8191	100,616,955	68,984,484	31,632,471	18,374	CI
GOLDEN EAGLE INS CORP	CA	10836	(619)744-6000	1,168,731,168	856,310,765	312,420,403	1,269,907	CW DI MT PI SU VE
GOLDEN INS CO, A RRG	NV	11145	(303)388-5688	5,254,104	2,709,370	2,544,734	59,929	CI
GOLDEN RULE INS CO	IN	62286	(317)290-8100	590,141,392	326,267,147	263,874,245	49,646,962	DI LI
GOLDEN STATE MUTUAL LIFE INS CO	CA	63924	(213)731-1131	102,397,666	93,692,019	8,705,647	0	SUSPENDED
GOVERNMENT EMPLOYEES INS CO	MD	22063	(301)986-2500	12,908,294,425	7,803,913,242	5,104,381,183	52,174,211	CI DI MT PI SU VE
GOVERNMENT PERSONNEL MUTUAL LIFE INS CO	TX	63967	(210)357-2222	786,598,798	698,641,427	87,957,371	1,215,758	DI LI
GRAIN DEALERS MUTUAL INS CO	IN	22098	(317)923-2453	57,435,486	39,519,265	17,916,222	1,835,956	CI DI MT PI SU VE
GRANDVIEW TERRACE RETIREMENT CENTER **	AZ	60192	(623)975-8000	44,225,005	60,186,775	(15,961,770)	0	LC
GRANITE RE, INC.	OK	26310	(405)752-2600	21,526,356	10,039,547	11,486,809	126,031	SU
GRANITE STATE INS CO	PA	23809	(212)770-7000	45,303,759	11,716,852	33,586,907	5,227,101	CW DI MT PI SU VE
GRAY CASUALTY & SURETY CO, THE	LA	10671	(504)888-7790	15,086,030	1,815,122	13,270,908	0	CW SU
GRAY INS CO, THE	LA	36307	(504)888-7790	331,734,016	231,776,560	99,957,456	8,566	CW MT PI SU VE
GREAT AMERICAN ALLIANCE INS CO	OH	26832	(513)369-5000	26,467,799	17,678	26,450,121	2,701,404	CW MT PI SU VE
GREAT AMERICAN ASSURANCE CO	OH	26344	(513)369-5000	16,385,873	11,383	16,374,490	14,183,833	CW MT PI SU VE
GREAT AMERICAN CONTEMPORARY INS CO	OH	10646	(513)369-5000	10,346,290	5,081	10,341,209	0	CW MT PI VE
GREAT AMERICAN INS CO	OH	16691	(513)369-5013	5,358,846,081	3,999,010,283	1,359,835,798	14,789,247	CW DI MT PI SU VE
GREAT AMERICAN INS CO OF NEW YORK	NY	22136	(513)369-5000	56,999,564	41,176	56,958,388	4,738,623	CW MT PI SU VE
GREAT AMERICAN LIFE ASSURANCE CO	OH	62200	(513)333-5300	21,374,235	12,728,363	8,645,872	0	SUSPENDED
GREAT AMERICAN LIFE INS CO	OH	63312	(513)357-3300	9,295,573,673	8,563,245,888	732,327,785	22,911,682	DI LI
GREAT AMERICAN SECURITY INS CO	OH	31135	(513)369-5000	17,028,169	33,866	16,994,303	14,339	CW MT PI SU VE
GREAT AMERICAN SPIRIT INS CO	OH	33723	(513)369-5000	18,641,854	26,869	18,614,985	36,251	CW DI MT PI SU VE
GREAT FIDELITY LIFE INS CO	IN	64076	(316)794-2200	3,283,706	548,766	2,734,941	0	DI LI
GREAT NORTHERN INS CO	IN	20303	(908)903-2000	1,519,598,704	1,145,323,438	374,275,266	6,549,281	CW DI MT PI SU VE
GREAT NORTHWEST INS CO	IN	26654	(651)325-0060	24,867,002	15,635,067	9,231,935	421,937	CI MT PI VE
GREAT REPUBLIC LIFE INS CO	WA	67482	(206)285-1422	19,088,529	18,050,495	1,038,038	147,711	SUSPENDED
GREAT SOUTHEASTERN LIFE INS CO	AZ	84395	(602)266-1166	2,882,748	1,016,421	1,866,328	0	LR
GREAT SOUTHERN LIFE INS CO	TX	90212	(816)391-2000	289,242,374	258,184,047	31,058,327	965,373	DI LI
GREAT WEST CASUALTY CO	NE	11371	(402)494-2411	1,595,042,049	1,122,006,272	473,035,777	13,194,038	CW MT SU VE
GREAT WESTERN INS CO	UT	71480	(801)621-5688	499,841,710	466,017,785	33,823,925	12,501,115	LI
GREATER MISSOURI LIFE INS CO	AZ	---	(602)266-1166	Financial Information Not Available †				UR
GREATER NEW YORK MUTUAL INS CO	NY	22187	(212)683-9700	813,020,390	488,548,027	324,472,363	311,959	CW DI MT PI SU VE
GREAT-WEST HEALTHCARE OF ARIZONA, INC.	AZ	95797	(303)305-1000	2,012,571	38,355	1,974,216	(37,360)	HC
GREAT-WEST LIFE & ANNUITY INS CO	CO	68322	(303)737-3000	36,485,010,026	34,684,146,848	1,800,863,178	95,164,079	DI LI VA VL
GREAT-WEST LIFE ASSURANCE CO	CANADA	80705	(303)689-3000	145,615,793	108,800,892	36,814,901	1,087,210	DI LI
GREEK CATHOLIC UNION OF THE U.S.A.	PA	56693	(724)495-3400	591,295,084	564,738,627	26,556,457	1,581,019	LI
GREEN HILLS INS CO, A RRG	VT	11941	(802)658-7849	12,263,257	6,159,452	6,103,805	13,790	CI

Company Names: **CO** = COMPANY **CORP** = CORPORATION **INS** = INSURANCE **RRG** = RISK RETENTION GROUP  
 Authorized Lines: **CE** = CERTIFICATE OF EXEMPTION ( WITH LINES OF AUTHORITY )  
**CI** = CASUALTY **CP** = CAPTIVE INSURER **CW** = CASUALTY WITH WORKERS' COMPENSATION **DI** = DISABILITY **DS** = DENTAL SERVICE  
**HC** = HEALTH CARE SERVICES ORGANIZATION **HS** = HOSPITAL SERVICE **LC** = LIFE CARE PROVIDER **LP** = LIFE CARE PROVIDER PROVISIONAL PERMIT  
**LI** = LIFE **LR** = LIFE AND DISABILITY REINSURANCE **MG** = MORTGAGE GUARANTY **MR** = MECHANICAL REIMBURSEMENT REINSURANCE **MS** = MEDICAL SERVICE  
**MT** = MARINE AND TRANSPORTATION **OS** = OPTOMETRIC SERVICE **PD** = PREPAID DENTAL PLAN **PI** = PROPERTY **PL** = PREPAID LEGAL  
**RG** = DOMESTIC RISK RETENTION GROUP **SU** = SURETY **TI** = TITLE **UR** = UNAFFILIATED CREDIT LIFE AND DISABILITY REINSURANCE **VA** = VARIABLE ANNUITY  
**VE** = VEHICLE **VL** = VARIABLE LIFE

Financial information is as of 12/31/2007 unless alternative fiscal year end is indicated.  
 † Fiscal year financial information due August 1 or November 1, 2008 pursuant to A.R.S. § 20-1083.  
 ‡ Financial information was not required during this period or is not available due to regulatory action or notification of merger or withdrawal.  
 \* DBA (Doing Business As)  
 \*\* Life Care Facility

**INSURERS AUTHORIZED IN ARIZONA AS OF DECEMBER 31, 2007 - (continued)**

NAME	DOMICILE	NAIC #	TELEPHONE	ASSETS	LIABILITIES	CAPITAL & SURPLUS	ARIZONA PREMIUMS	AUTHORIZED LINES
GREENWICH INS CO	DE	22322	(203)964-5200	816,605,745	449,404,146	367,201,599	12,897,558	CW DI MT PI SU VE
GSFS RRG, INC.	SC	11448	(843)766-2327	17,493,665	5,367,457	12,126,208	0	CI
GUARANTEE CO OF NORTH AMERICA USA, THE	MI	36650	(248)281-0281	167,995,812	58,236,979	109,758,833	1,116,605	SU
GUARANTEE SECURITY LIFE INS CO OF ARIZONA	AZ	83232	(480)607-1602	770,185	53,740	716,475	0	LR
GUARANTEE TITLE AND TRUST CO, THE	OH	50180	(513)794-4020	7,924,950	6,705,610	1,219,340	1,506,068	TI
GUARANTEE TRUST LIFE INS CO	IL	64211	(847)699-0600	207,662,649	164,145,182	43,517,467	1,620,107	DI LI
GUARANTY INCOME LIFE INS CO	LA	64238	(504)383-0355	373,694,421	350,097,668	23,596,753	598,708	DI LI
GUARDIAN INS AND ANNUITY CO, INC., THE	DE	78778	(800)221-3253	10,402,934,835	10,158,260,905	244,673,931	20,185,924	DI LI VA VL
GUARDIAN LIFE INS CO OF AMERICA, THE	NY	64246	(212)598-8000	28,328,339,500	24,577,794,188	3,750,545,311	43,283,488	DI LI
GUARDIAN NATIONAL TITLE INS CO	OH	51632	(216)524-3400	9,809,886	3,011,373	6,798,513	0	TI
GUIDEONE AMERICA INS CO	IA	42331	(515)267-5000	12,838,537	3,921,789	8,916,748	286,087	CI MT PI SU VE
GUIDEONE ELITE INS CO	IA	42803	(515)267-5000	27,682,778	9,773,684	17,909,094	689,997	CI PI
GUIDEONE MUTUAL INS CO	IA	15032	(515)267-5000	1,020,087,622	670,926,519	349,161,103	1,002,672	CW DI MT PI SU VE
GUIDEONE SPECIALTY MUTUAL INS CO	IA	14559	(515)267-5000	228,584,573	161,018,687	67,565,886	617,365	CI MT PI SU VE
HALLMARK LIFE INS CO	AZ	60078	(940)740-1568	365,651	51,138	314,513	0	LR
HANOVER INS CO, THE	NH	22292	(508)853-7200	4,330,777,214	2,664,404,342	1,666,372,872	3,095,985	CI DI MT PI SU VE
HARCO NATIONAL INS CO	IL	26433	(847)734-4100	421,386,270	239,946,445	181,439,825	3,455,314	CW MT PI SU VE
HARLEYSVILLE INS CO	PA	23582	(215)256-5000	112,013,301	80,776,237	31,237,064	107,182	CI MT PI SU VE
HARLEYSVILLE LIFE INS CO	PA	64327	(215)256-5000	374,093,456	352,896,900	21,196,556	187,464	DI LI
HARRIS LIFE INS CO	AZ	---	(480)951-4900	Financial Information Not Available †				UR
HARTFORD ACCIDENT AND INDEMNITY CO	CT	22357	(860)547-5000	12,046,553,794	8,104,558,319	3,941,995,475	2,094,289	CW DI MT PI SU VE
HARTFORD CASUALTY INS CO	IN	29424	(860)547-5000	2,164,551,152	1,244,331,584	920,219,568	52,939,664	CW DI MT PI SU VE
HARTFORD FIRE INS CO	CT	19682	(860)547-5000	26,570,549,450	12,128,291,261	14,442,258,189	33,124,743	CW DI MT PI SU VE
HARTFORD INS CO OF THE MIDWEST	IN	37478	(860)547-5000	325,940,157	112,429,492	213,510,665	57,948,214	CW PI VE
HARTFORD LIFE AND ACCIDENT INS CO	CT	70815	(860)843-8216	14,187,518,569	8,401,445,865	5,786,072,703	86,457,112	DI LI
HARTFORD LIFE AND ANNUITY INS CO	CT	71153	(860)547-5000	89,347,776,522	86,791,188,715	2,556,587,807	203,419,095	DI LI VA VL
HARTFORD LIFE INS CO	CT	88072	(860)525-8555	165,997,882,123	161,549,408,394	4,448,473,729	274,988,863	DI LI VA VL
HARTFORD STEAM BOILER INSPECTION AND INS CO	CT	11452	(860)722-1866	1,220,029,615	601,391,538	618,638,077	772,624	CI MT PI VE
HARTFORD STEAM BOILER INSPECTION AND INS CO OF CONNECTICUT, THE	CT	29890	(860)722-1866	95,497,865	52,246,403	43,251,462	0	CI MT PI
HARTFORD UNDERWRITERS INS CO	CT	30104	(860)547-5000	1,551,801,541	898,943,977	652,857,564	45,321,858	CW DI MT PI SU VE
HAULERS INS CO, INC.	TN	31550	(931)381-5406	47,711,557	17,892,320	29,819,237	0	CI MT PI VE
HBI LIFE INS CO	AZ	82368	(602)254-5866	2,090,637	158,308	1,932,329	0	LR
HCC INS CO	IN	36781	(713)996-1146	31,727,204	3,802,042	27,925,162	0	CI DI PI SU
HCC LIFE INS CO	IN	92711	(713)996-1200	623,202,851	287,037,619	336,165,232	12,365,885	DI LI
HCSC INS SERVICES CO	IL	78611	(312)653-6000	180,234,541	98,069,843	82,164,698	0	DI LI
HEALTH CARE CASUALTY RRG, INC.	DC	12236	(773)864-8280	24,856,351	23,677,225	1,179,126	0	CI
HEALTH CARE SERVICE CORP, A MUTUAL LEGAL RESERVE CO	IL	70670	(312)653-6000	10,007,659,680	3,911,967,091	6,095,692,588	4,120,572	DI
HEALTH NET LIFE INS CO	CA	66141	(818)676-8256	656,004,575	422,425,031	233,579,544	237,314,369	DI LI

Company Names: **CO** = COMPANY **CORP** = CORPORATION **INS** = INSURANCE **RRG** = RISK RETENTION GROUP  
 Authorized Lines: **CE** = CERTIFICATE OF EXEMPTION ( WITH LINES OF AUTHORITY )  
**CI** = CASUALTY **CP** = CAPTIVE INSURER **CW** = CASUALTY WITH WORKERS' COMPENSATION **DI** = DISABILITY **DS** = DENTAL SERVICE  
**HC** = HEALTH CARE SERVICES ORGANIZATION **HS** = HOSPITAL SERVICE **LC** = LIFE CARE PROVIDER **LP** = LIFE CARE PROVIDER PROVISIONAL PERMIT  
**LI** = LIFE **LR** = LIFE AND DISABILITY REINSURANCE **MG** = MORTGAGE GUARANTY **MR** = MECHANICAL REIMBURSEMENT REINSURANCE **MS** = MEDICAL SERVICE  
**MT** = MARINE AND TRANSPORTATION **OS** = OPTOMETRIC SERVICE **PD** = PREPAID DENTAL PLAN **PI** = PROPERTY **PL** = PREPAID LEGAL  
**RG** = DOMESTIC RISK RETENTION GROUP **SU** = SURETY **TI** = TITLE **UR** = UNAFFILIATED CREDIT LIFE AND DISABILITY REINSURANCE **VA** = VARIABLE ANNUITY  
**VE** = VEHICLE **VL** = VARIABLE LIFE

Financial information is as of 12/31/2007 unless alternative fiscal year end is indicated.  
 † Fiscal year financial information due August 1 or November 1, 2008 pursuant to A.R.S. § 20-1083.  
 ‡ Financial information was not required during this period or is not available due to regulatory action or notification of merger or withdrawal.  
 \* DBA (Doing Business As)  
 \*\* Life Care Facility

**INSURERS AUTHORIZED IN ARIZONA AS OF DECEMBER 31, 2007 - (continued)**

NAME	DOMICILE	NAIC #	TELEPHONE	ASSETS	LIABILITIES	CAPITAL & SURPLUS	ARIZONA PREMIUMS	AUTHORIZED LINES
HEALTH NET OF ARIZONA, INC.	AZ	95206	(602)794-1400	136,155,738	69,959,904	66,195,834	594,011,389	HC
HEALTHCARE CAPTIVE INS CO	AZ	---	(602)427-3200	Financial Information Not Available				CP
HEALTHY ALLIANCE LIFE INS CO	MO	78972	(314)923-4616	541,529,114	327,545,835	213,983,279	0	DI LI
HEARTLAND INS CO OF AMERICA	IL	42870	(505)243-5444	Financial Information Not Available ‡				SUSPENDED
HEARTLAND LLOYDS INS CO	TX	10590	(512)328-2166	7,098,783	16,251	7,082,532	0	CI PI
HERITAGE CASUALTY INS CO	IL	32077	(847)605-3000	115,662,766	32,979,732	82,683,034	21,107	CI DI MT PI SU VE
HERITAGE INDEMNITY CO	CA	39527	(308)987-5500	174,138,802	107,271,246	66,867,556	518,581	CI MT PI VE
HERITAGE LIFE INS CO	AZ	64394	(215)542-4590	57,938,436	14,328,305	43,610,131	0	DI LI
HERITAGE UNION LIFE INS CO	AZ	60158	(804)377-7777	5,062,336	1,372,282	3,690,054	1,468	DI LI
HERITAGE WARRANTY INS RRG, INC.	SC	11097	(843)766-2327	11,896,542	6,372,111	5,524,431	(76,430)	CI
HIGH TECH SERVICES RRG, INC.	VT	11672	(802)862-4400	11,825,180	7,086,319	4,738,861	3,776	CI
HIGHLANDS INS CO	TX	22489	(609)896-1921	Financial Information Not Available ‡				REHABILITATION
HILLSTAR INS CO	IN	10068	(205)870-4000	6,616,737	1,099,457	5,517,280	210,655	CI PI VE
HISCOX INS CO INC.	IL	10200	(630)232-2100	60,002,692	9,335,788	50,666,904	16,411	CI MT
HITCHCO REINSURANCE CO	AZ	---	(931)484-8411	Financial Information Not Available †				UR
HM HEALTH INS CO	PA	71768	(412)544-8190	20,208,283	7,542,208	12,666,075	0	DI LI
HM LIFE INS CO	PA	93440	(800)328-5433	317,950,858	176,134,513	141,816,345	3,438,406	DI LI
HNC REINSURANCE CO	AZ	---	(602)254-5866	Financial Information Not Available †				UR
HOME CONSTRUCTION INS CO, A RRG	NV	11950	(202)471-5944	6,571,976	4,065,709	2,506,267	0	CI
HOME INTEGRITY INS CO	FY Ending 11/30/2007 AZ	---	(602)427-3251	Financial Information Not Available				CP
HOMELAND CENTRAL INS CO	WI	21741	Name changed 12/15/06, now known as <i>ESURANCE INS CO OF NEW JERSEY</i>					
HOMESHIELD INS CO	OK	99724	(405)236-2640	61,985,355	36,639,956	25,345,399	7,241	DI LI
HOMESITE INDEMNITY CO	KS	20419	(617)832-1300	48,252,238	25,914,942	22,337,296	7,408,045	CI MT PI SU VE
HOMESITE INS CO	CT	17221	(617)832-1300	112,914,168	63,533,972	49,380,196	0	CW DI MT PI SU VE
HOMESTEADERS LIFE CO	IA	64505	(515)288-7481	1,473,812,393	1,399,092,496	74,719,897	1,685,395	DI LI
HORACE MANN INS CO	IL	22578	(217)789-2500	392,234,427	243,252,217	148,982,210	1,304,963	CI MT PI VE
HORACE MANN LIFE INS CO	IL	64513	(217)789-2500	5,069,883,515	4,793,272,969	276,610,546	5,401,968	DI LI VA
HORACE MANN PROPERTY & CASUALTY INS CO	CA	22756	(217)789-2500	145,767,804	88,441,176	57,326,628	2,426,643	CI PI VE
HOSPITALITY INS SOLUTIONS, INC.	AZ	---	(602)952-9532	Financial Information Not Available				CP
HOUSEHOLD LIFE INS CO	MI	93777	(800)443-7187	943,406,231	519,402,679	424,003,552	3,855,587	DI LI
HOUSEHOLD LIFE INS CO OF ARIZONA	AZ	64360	(908)203-2124	876,071,382	826,087,471	49,983,911	0	LR
HOUSING AUTHORITY PROPERTY INS, A MUTUAL CO	VT	10069	(203)272-8220	150,617,527	69,558,212	81,059,315	96,741	CI MT PI SU VE
HOUSING AUTHORITY RRG, INC.	VT	26797	(203)272-8220	261,611,499	178,735,871	82,875,628	140,725	CI
HOUSTON GENERAL INS CO	TX	38849	(908)696-5714	40,787,577	24,668,412	16,119,165	0	CW MT PI SU VE
HOUSTON GENERAL INS EXCHANGE	TX	11988	(617)725-6000	23,795,635	4,552,295	19,243,340	7,430,346	CI DI MT PI VE
HSBC INS CO OF DELAWARE	DE	28657	(908)203-2115	507,819,496	109,334,001	398,485,495	0	CI DI MT PI
HUDSON INS CO	DE	25054	(212)978-2800	390,766,359	270,662,954	120,103,405	3,970,868	CI DI MT PI SU VE
HUMANA HEALTH PLAN, INC.	KY	95885	(502)580-2052	336,191,587	189,906,025	146,285,563	150,304,195	HC
HUMANA INS CO	WI	73288	(502)580-1000	3,836,601,610	1,957,409,410	1,879,192,200	334,959,001	DI LI

Company Names: CO = COMPANY CORP = CORPORATION INS = INSURANCE RRG = RISK RETENTION GROUP  
 CE = CERTIFICATE OF EXEMPTION ( WITH LINES OF AUTHORITY )  
 Authorized Lines: CI = CASUALTY CP = CAPTIVE INSURER CW = CASUALTY WITH WORKERS' COMPENSATION DI = DISABILITY DS = DENTAL SERVICE  
 HC = HEALTH CARE SERVICES ORGANIZATION HS = HOSPITAL SERVICE LC = LIFE CARE PROVIDER LP = LIFE CARE PROVIDER PROVISIONAL PERMIT  
 LI = LIFE LR = LIFE AND DISABILITY REINSURANCE MG = MORTGAGE GUARANTY MR = MECHANICAL REIMBURSEMENT REINSURANCE MS = MEDICAL SERVICE  
 MT = MARINE AND TRANSPORTATION OS = OPTOMETRIC SERVICE PD = PREPAID DENTAL PLAN PI = PROPERTY PL = PREPAID LEGAL  
 RG = DOMESTIC RISK RETENTION GROUP SU = SURETY TI = TITLE UR = UNAFFILIATED CREDIT LIFE AND DISABILITY REINSURANCE VA = VARIABLE ANNUITY  
 VE = VEHICLE VL = VARIABLE LIFE

Financial information is as of 12/31/2007 unless alternative fiscal year end is indicated.

† Fiscal year financial information due August 1 or November 1, 2008 pursuant to A.R.S. § 20-1083.

‡ Financial information was not required during this period or is not available due to regulatory action or notification of merger or withdrawal.

\* DBA (Doing Business As)

\*\* Life Care Facility

**INSURERS AUTHORIZED IN ARIZONA AS OF DECEMBER 31, 2007 - (continued)**

NAME	DOMICILE	NAIC #	TELEPHONE	ASSETS	LIABILITIES	CAPITAL & SURPLUS	ARIZONA PREMIUMS	AUTHORIZED LINES
HUMANADENTAL INS CO	WI	70580	(502)580-1000	96,610,859	30,980,747	65,630,112	11,109,128	DI LI
HUNTINGTON CAPTIVE INS CO	AZ	---	(602)200-6900	Financial Information Not Available				CP
HUNTINGTON NATIONAL LIFE INS CO, THE	AZ	92150	(602)200-6900	11,345,108	2,952,244	8,392,864	0	LR
IDEALIFE INS CO	CT	97764	(203)352-3000	21,185,158	7,390,345	13,794,813	59,817	DI LI
IDS PROPERTY CASUALTY INS CO	WI	29068	(920)330-5100	991,211,450	566,922,196	424,289,254	31,291,647	CI DI MT PI VE
ILCO *	TX	63487	(512)404-5000	936,374,597	888,619,808	47,754,789	341,059	DI LI
ILLINOIS MUTUAL LIFE INS CO	IL	64580	(309)674-8255	1,253,563,333	1,107,915,800	145,647,533	2,237,207	DI LI
ILLINOIS NATIONAL INS CO.	IL	23817	(312)930-5300	65,271,147	8,024,830	57,246,317	2,003,441	CW MT PI VE
IMERICA LIFE AND HEALTH INS CO	AR	63533	(303)706-1200	3,688,623	567,405	3,121,218	37,849	DI LI
IMPERIAL CASUALTY AND INDEMNITY CO	OK	11487	(214)618-6900	29,016,918	17,869,052	11,147,866	0	CW DI MT PI SU
IMPERIAL FIRE AND CASUALTY INS CO	LA	44369	(337)942-0249	72,019,875	45,189,651	26,830,221	0	CI PI VE
INDEMNITY CO OF CALIFORNIA	CA	25550	(714)263-3300	21,696,040	9,238,765	12,457,274	232,729	SU
INDEMNITY INS CO OF NORTH AMERICA	PA	43575	(215)640-1000	383,170,359	269,288,094	113,882,265	3,651,758	CW DI MT PI SU VE
INDEMNITY NATIONAL INS CO	MS	18468	(865)934-4360	12,949,277	1,692,189	11,257,088	0	CI MT PI SU VE
INDEPENDENCE AMERICAN INS CO	DE	26581	(212)355-4141	73,563,555	32,210,188	41,353,367	113,335	CI DI PI
INDEPENDENCE LIFE AND ANNUITY CO	RI	64602	(781)237-6030	162,386,640	109,135,960	53,250,680	0	DI LI VA VL
INDEPENDENCE ONE LIFE INS CO	AZ	89621	(248)473-3000	2,711,547	269,866	2,441,681	0	LR
INDEPENDENT INNOVATIVE CAPTIVE INS CO, INC.	AZ	---	(888)872-7475	Financial Information Not Available				CP
INDEPENDENT ORDER OF FORESTERS, THE (U.S. BRANCH)	CANADA	58068	(416)429-3000	2,778,717,304	2,506,450,153	272,267,151	3,890,752	DI LI
INDIANA LUMBERMENS MUTUAL INS CO	IN	14265	(317)875-3600	129,487,372	80,931,594	48,555,778	649,455	CW MT PI SU VE
INDIANAPOLIS LIFE INS CO	IN	64645	(515)362-3600	3,554,450,783	3,302,937,799	251,512,985	14,323,304	DI LI VA
INDIVIDUAL ASSURANCE CO, LIFE, HEALTH & ACCIDENT	MO	81779	(913)432-1451	45,308,411	34,171,406	11,137,005	2,302	DI LI
INDUSTRIAL ALLIANCE PACIFIC INS AND FINANCIAL SERVICES INC(CANADA (U.S. BRANCH))	84514	(604)734-1667	359,044,339	334,996,358	24,047,981	892,855	DI LI	
INDUSTRIAL-ALLIANCE PACIFIC LIFE INS CO	WA	84514	<i>Name changed 9/25/07, now known as INDUSTRIAL ALLIANCE PACIFIC INS AND FINANCIAL SERVICES INC (U.S. BRANCH)</i>					
INFINITY AUTO INS CO	OH	11738	(972)501-8300	12,147,193	2,100,552	10,046,641	86,121	CI DI MT PI SU VE
INFINITY CASUALTY INS CO	OH	21792	(205)782-2040	8,454,895	1,111,347	7,343,548	49,463	VE
INFINITY INS CO	IN	22268	(205)870-4000	1,541,076,203	1,067,703,154	473,373,049	17,254,348	CI MT PI VE
INFINITY NATIONAL INS CO	IN	10068	<i>Name changed 6/11/07, now known as HILLSTAR INS CO</i>					
INFINITY PREMIER INS CO	IN	37001	(205)870-4000	6,885,282	1,099,786	5,785,496	20,243	VE
INFINITY SAFEGUARD INS CO	OH	16802	(205)870-4000	6,884,273	1,150,331	5,733,942	90,155	VE
INFINITY SECURITY INS CO	IN	38873	(205)870-4000	7,835,613	1,099,406	6,736,207	221,836	CI PI VE
INFINITY SELECT INS CO	IN	20260	(205)870-4000	7,010,053	1,134,519	5,875,534	18,675,412	VE
INFINITY SPECIALTY INS CO	OH	31925	(205)870-4000	9,735,947	1,099,649	8,636,298	1,178	CI PI VE
INFINITY STANDARD INS CO	IN	12599	(205)870-4000	31,248,416	22,122,826	9,125,590	1,560,510	CI MT PI SU VE
ING LIFE INS AND ANNUITY CO	CT	86509	(770)980-5100	67,000,402,765	65,612,384,811	1,388,017,954	73,463,661	DI LI VA VL
ING USA ANNUITY AND LIFE INS CO	IA	80942	(770)980-5100	74,257,086,116	71,704,469,791	2,552,616,325	273,387,582	DI LI VA VL
INLAND INS CO	NE	23264	(402)435-4302	191,719,976	50,982,232	140,737,744	0	SU
INNOVATIVE PHYSICIAN SOLUTIONS, A RRG	AZ	12320	(602)427-3251	3,385,650	1,797,635	1,588,015	0	RG

Company Names: CO = COMPANY CORP = CORPORATION INS = INSURANCE RRG = RISK RETENTION GROUP  
 Authorized Lines: CE = CERTIFICATE OF EXEMPTION ( WITH LINES OF AUTHORITY )  
 CI = CASUALTY CP = CAPTIVE INSURER CW = CASUALTY WITH WORKERS' COMPENSATION DI = DISABILITY DS = DENTAL SERVICE  
 HC = HEALTH CARE SERVICES ORGANIZATION HS = HOSPITAL SERVICE LC = LIFE CARE PROVIDER LP = LIFE CARE PROVIDER PROVISIONAL PERMIT  
 LI = LIFE LR = LIFE AND DISABILITY REINSURANCE MG = MORTGAGE GUARANTY MR = MECHANICAL REIMBURSEMENT REINSURANCE MS = MEDICAL SERVICE  
 MT = MARINE AND TRANSPORTATION OS = OPTOMETRIC SERVICE PD = PREPAID DENTAL PLAN PI = PROPERTY PL = PREPAID LEGAL  
 RG = DOMESTIC RISK RETENTION GROUP SU = SURETY TI = TITLE UR = UNAFFILIATED CREDIT LIFE AND DISABILITY REINSURANCE VA = VARIABLE ANNUITY  
 VE = VEHICLE VL = VARIABLE LIFE

Financial information is as of 12/31/2007 unless alternative fiscal year end is indicated.  
 † Fiscal year financial information due August 1 or November 1, 2008 pursuant to A.R.S. § 20-1083.  
 ‡ Financial information was not required during this period or is not available due to regulatory action or notification of merger or withdrawal.  
 \* DBA (Doing Business As)  
 \*\* Life Care Facility

**INSURERS AUTHORIZED IN ARIZONA AS OF DECEMBER 31, 2007 - (continued)**

NAME	DOMICILE	NAIC #	TELEPHONE	ASSETS	LIABILITIES	CAPITAL & SURPLUS	ARIZONA PREMIUMS	AUTHORIZED LINES
INSTIL HEALTH INS CO	SC	12168	(803)763-6600	91,471,737	79,453,827	12,017,911	0	DI
INSURA PROPERTY AND CASUALTY INS CO	IL	38806	(972)728-6300	38,243,781	13,040,205	25,203,576	0	CI MT PI SU VE
INSURANCE CO OF ILLINOIS	IL	26700	(206)545-5000	31,608,926	301,885	31,307,041	0	CI DI MT PI SU VE
INSURANCE CO OF NORTH AMERICA	PA	22713	(215)640-1000	712,620,871	479,508,026	233,112,845	69,455	CW DI MT PI SU VE
INSURANCE CO OF THE STATE OF PENNSYLVANIA, THE	PA	19429	(212)770-7000	4,806,873,596	2,906,500,437	1,900,373,159	38,554,837	CW DI MT PI SU VE
INSURANCE CO OF THE WEST	CA	27847	(858)350-2400	874,009,661	418,220,981	455,788,680	2,462,897	CW MT PI SU VE
INSURANCE CORP OF NEW YORK, THE	NY	18341	(203)418-4100	87,329,466	179,284,626	(91,955,160)	0	SUSPENDED
INTEGON INDEMNITY CORP	NC	22772	(336)770-2000	100,301,277	53,789,711	46,511,566	3,566,228	CI PI SU VE
INTEGON NATIONAL INS CO	NC	29742	(910)770-2000	183,702,385	131,345,442	52,356,943	650,840	CI MT PI VE
INTEGRITY LIFE INS CO	OH	74780	(513)629-1800	4,692,411,949	4,337,070,611	355,341,338	12,912,771	DI LI VA
INTERNATIONAL FIDELITY INS CO	NJ	11592	(201)624-7200	170,693,907	84,361,155	86,332,752	952,036	SU
INTERNATIONAL LIFE INS CO	AZ	---	(309)662-8797	Financial Information Not Available †				UR
INTERSTATE INDEMNITY CO	IL	22837	(415)899-2000	147,418,598	75,605,088	71,813,510	0	CI MT PI VE
INTRAMERICA LIFE INS CO	NY	64831	(631)357-8923	42,650,626	34,155,069	8,495,557	8,804	DI LI
INTREPID INS CO	MI	10749	(248)427-2557	41,202,186	16,379,181	24,823,005	152,095	CI MT PI SU VE
INVERNESS INS CO	AZ	12176	(972)664-7000	1,670,443	31,022	1,639,421	0	CI MT PI VE
INVESTORS CONSOLIDATED INS CO	NH	85189	(713)529-0045	15,606,094	8,961,026	6,645,068	899	DI LI
INVESTORS GROWTH LIFE INS CO	AZ	85944	(612)439-7098	17,683,128	11,508,007	6,175,121	0	LR
INVESTORS GUARANTY LIFE INS CO	CA	64890	(203)542-3836	25,442,901	242,749	25,200,152	2,425	DI LI
INVESTORS HERITAGE LIFE INS CO	KY	64904	(502)223-2361	341,832,327	322,749,260	19,083,067	19,734	DI LI
INVESTORS INS CORP	DE	64939	(904)260-6990	245,173,032	213,474,203	31,698,830	1,271,615	DI LI
INVESTORS TITLE INS CO	NC	50369	(919)968-2200	105,684,657	55,581,895	50,102,762	0	TI
IOWA FIDELITY LIFE INS CO	AZ	87475	(319)355-8511	3,406,545	190,936	3,215,609	0	LR
IOWA-MIDWEST INS CO	AZ	---	(515)286-4300	Financial Information Not Available †				UR
IRONWOOD INS CO	FY Ending 01/31/2007	AZ	---	(602)427-3251	Financial Information Not Available			CP
J.M.I.C. LIFE INS CO	FL	89958	(954)429-2333	183,778,087	96,566,348	87,211,739	(29,401)	DI LI
JACKSON NATIONAL LIFE INS CO	MI	65056	(517)381-5500	73,963,866,616	69,939,809,899	4,024,056,717	252,705,129	DI LI VA VL
JAMESTOWN INS CO, A RRG	SC	11589	(843)766-2327	6,803,598	4,662,104	2,141,494	50,197	CI VE
JEFFERSON INS CO	NY	11630	(415)899-2000	21,336,041	11,275,059	10,060,981	306,882	CI DI MT PI VE
JEFFERSON NATIONAL LIFE INS CO	TX	64017	(502)587-7626	1,727,625,955	1,686,544,606	41,081,349	1,865,990	DI LI VA VL
JEFFERSON PILOT LIFEAMERICA INS CO	NY	62057	<i>Name changed 4/2/07, now known as LINCOLN LIFE &amp; ANNUITY CO OF NEW YORK</i>					
JEFFERSON STANDARD LIFE INS CO	NC	94072	(336)691-3000	9,764,110	649,518	9,114,592	0	DI LI
JEWELERS MUTUAL INS CO	WI	14354	(920)725-4326	197,766,868	78,495,274	119,271,594	1,526,035	CI MT PI SU
JLH INS CORP	AZ	---	(602)427-3251	Financial Information Not Available				CP
JOHN ALDEN LIFE INS CO	WI	65080	(414)271-3011	526,042,586	432,931,600	93,110,986	20,154,660	DI LI
JOHN HANCOCK LIFE INS CO	MA	65099	(617)572-6000	69,812,524,144	65,405,038,963	4,407,485,181	35,102,575	DI LI VA VL
JOHN HANCOCK LIFE INS CO (U.S.A.)	MI	65838	(617)572-6000	126,026,506,355	124,503,203,431	1,523,302,924	416,337,820	DI LI VA VL
JOHN HANCOCK VARIABLE LIFE INS CO	MA	90204	(617)572-6000	15,151,720,942	14,542,286,076	609,434,868	14,735,627	DI LI VA VL
KANAWHA INS CO	SC	65110	(803)283-5300	664,719,715	598,803,978	65,915,737	1,783,049	DI LI

Company Names: **CO** = COMPANY **CORP** = CORPORATION **INS** = INSURANCE **RRG** = RISK RETENTION GROUP  
 Authorized Lines: **CE** = CERTIFICATE OF EXEMPTION ( WITH LINES OF AUTHORITY )  
**CI** = CASUALTY **CP** = CAPTIVE INSURER **CW** = CASUALTY WITH WORKERS' COMPENSATION **DI** = DISABILITY **DS** = DENTAL SERVICE  
**HC** = HEALTH CARE SERVICES ORGANIZATION **HS** = HOSPITAL SERVICE **LC** = LIFE CARE PROVIDER **LP** = LIFE CARE PROVIDER PROVISIONAL PERMIT  
**LI** = LIFE **LR** = LIFE AND DISABILITY REINSURANCE **MG** = MORTGAGE GUARANTY **MR** = MECHANICAL REIMBURSEMENT REINSURANCE **MS** = MEDICAL SERVICE  
**MT** = MARINE AND TRANSPORTATION **OS** = OPTOMETRIC SERVICE **PD** = PREPAID DENTAL PLAN **PI** = PROPERTY **PL** = PREPAID LEGAL  
**RG** = DOMESTIC RISK RETENTION GROUP **SU** = SURETY **TI** = TITLE **UR** = UNAFFILIATED CREDIT LIFE AND DISABILITY REINSURANCE **VA** = VARIABLE ANNUITY  
**VE** = VEHICLE **VL** = VARIABLE LIFE

Financial information is as of 12/31/2007 unless alternative fiscal year end is indicated.

† Fiscal year financial information due August 1 or November 1, 2008 pursuant to A.R.S. § 20-1083.

‡ Financial information was not required during this period or is not available due to regulatory action or notification of merger or withdrawal.

\* DBA (Doing Business As)

\*\* Life Care Facility

**INSURERS AUTHORIZED IN ARIZONA AS OF DECEMBER 31, 2007 - (continued)**

NAME	DOMICILE	NAIC #	TELEPHONE	ASSETS	LIABILITIES	CAPITAL & SURPLUS	ARIZONA PREMIUMS	AUTHORIZED LINES
KANSAS BANKERS SURETY CO, THE	KS	15962	(785)228-0000	166,472,030	28,336,363	138,135,666	77,884	CI SU
KANSAS CITY LIFE INS CO	MO	65129	(816)753-7000	3,258,282,902	2,900,950,790	357,332,109	4,939,821	DI LI VA VL
KELLEY LIFE INS CO	AZ	---	(480)607-1602	Financial Information Not Available †				UR
KEMPER CASUALTY INS CO	IL	27138	(847)320-2000	26,702,923	14,085,455	12,617,468	0	CW DI MT PI SU VE
KEMPER INDEPENDENCE INS CO	IL	10914	(904)245-5600	117,388,594	96,504,076	20,884,518	47,573	CI MT PI VE
KEMPER INVESTORS LIFE INS CO	IL	90557	(206)232-8400	16,700,204,661	16,513,278,819	186,925,842	2,000,160	DI LI VA VL
KEY BANK LIFE INS, LTD.	AZ	85324	(602)254-5866	14,109,996	6,573,288	7,536,708	0	LR
KEY LIFE INS CO	IN	86843	(317)231-2700	34,983,337	32,896,859	2,086,478	0	LI
KLEIN LIFE INS CO	AZ	---	(480)607-1602	Financial Information Not Available †				UR
KNIGHTS OF COLUMBUS	CT	58033	(203)752-4000	14,013,812,651	12,262,596,154	1,751,216,497	5,250,611	DI LI
LA LOMA VILLAGE **	AZ	---	(623)537-7500	47,644,769	59,916,427	(12,271,658)	0	LC
LAFAYETTE LIFE INS CO, THE	IN	65242	(765)477-7411	1,937,269,421	1,819,061,058	118,208,363	7,756,149	DI LI
LANCER INS CO	IL	26077	(516)431-4441	615,903,056	490,476,170	125,426,886	3,408,231	CI MT PI SU VE
LAND TITLE INS CORP	CO	50002	(303)321-1880	14,429,122	4,586,526	9,842,596	0	TI
LANDCAR CASUALTY CO	UT	37109	(801)563-4100	9,494,460	6,653,230	2,841,230	714,982	CI
LANDCAR LIFE INS CO	UT	92274	(801)563-4100	37,389,673	15,749,975	21,639,698	884,757	DI LI
LANDMARK INS CO	CA	35637	(212)770-7000	400,823,029	254,815,197	146,007,832	0	CI MT PI SU VE
LURIER INDEMNITY CO	WI	35246	(414)908-8606	26,728,030	9,919,991	16,808,037	0	CW SU
LAWYERS TITLE INS CORP	NE	50024	(804)267-8000	614,576,148	485,289,739	129,286,409	51,313,680	TI
LEAFRE REINSURANCE CO	AZ	60032	(212)967-8600	2,567,677	92,658	2,475,019	0	LR
LEHMAN INS CO	AZ	40037	(212)320-7447	21,428,935	286,536	21,142,399	0	SU
LENDERS PROTECTION ASSURANCE CO RRG	NE	11500	(888)453-5125	2,430,511	195,989	2,234,522	12,544	CI
LEWER LIFE INS CO	MO	71595	(816)753-4390	27,493,021	19,597,262	7,895,759	0	DI LI
LEWIS & CLARK LTC RRG, INC.	NV	11947	(678)781-2400	9,678,869	6,331,077	3,347,792	0	CI
LEXINGTON NATIONAL INS CORP	MD	37940	(410)625-0800	45,739,934	32,453,696	13,286,238	46,244	SU
LEXON INS CO	TX	13307	(502)253-6500	77,468,824	40,095,281	37,373,543	2,186,420	SU
LIBERTY AMERICAN SELECT INS CO	FL	32760	(727)546-8911	30,041,780	5,629,738	24,412,042	0	CI PI
LIBERTY BANKERS LIFE INS CO	OK	68543	(469)522-4332	620,178,137	567,101,435	53,076,702	2,295,175	DI LI
LIBERTY INS CORP	IL	42404	(617)357-9500	1,198,834,163	834,837,352	363,996,810	17,098,545	CW MT PI VE
LIBERTY INS UNDERWRITERS INC.	NY	19917	(212)208-4200	148,455,198	62,008,374	86,446,824	3,382,438	CI MT PI SU VE
LIBERTY LIFE ASSURANCE CO OF BOSTON	MA	65315	(603)749-2600	11,185,421,236	10,702,754,398	482,666,838	10,084,898	DI LI VL
LIBERTY LIFE INS CO	SC	61492	(864)609-3600	3,722,392,183	3,460,850,307	261,541,876	6,649,129	DI LI VA VL
LIBERTY MUTUAL FIRE INS CO	WI	23035	(617)357-9500	3,565,128,451	2,603,833,443	961,295,008	115,883,503	CW DI MT PI SU VE
LIBERTY MUTUAL INS CO	MA	23043	(617)357-9500	34,829,204,572	23,005,904,618	11,823,299,954	46,231,138	CW DI MT PI SU VE
LIBERTY NATIONAL LIFE INS CO	AL	65331	(205)325-2722	4,981,019,308	4,373,989,636	607,029,672	3,278,717	DI LI
LIBERTY PERSONAL INS CO	MI	11746	(617)357-9500	22,543,909	140,215	22,403,694	0	CI DI MT PI SU VE
LIFE INS CO OF NORTH AMERICA	PA	65498	(215)761-6853	5,880,599,929	5,239,345,723	641,254,206	22,505,897	DI LI
LIFE INS CO OF THE SOUTHWEST	TX	65528	(214)638-7100	5,849,879,678	5,485,253,039	364,626,639	13,159,442	DI LI VA VL
LIFE INVESTORS INS CO OF AMERICA	IA	64130	(319)398-8511	10,027,949,528	9,605,475,309	422,474,219	12,127,252	DI LI VL

Company Names: CO = COMPANY CORP = CORPORATION INS = INSURANCE RRG = RISK RETENTION GROUP  
 Authorized Lines: CE = CERTIFICATE OF EXEMPTION ( WITH LINES OF AUTHORITY )  
 CI = CASUALTY CP = CAPTIVE INSURER CW = CASUALTY WITH WORKERS' COMPENSATION DI = DISABILITY DS = DENTAL SERVICE  
 HC = HEALTH CARE SERVICES ORGANIZATION HS = HOSPITAL SERVICE LC = LIFE CARE PROVIDER LP = LIFE CARE PROVIDER PROVISIONAL PERMIT  
 LI = LIFE LR = LIFE AND DISABILITY REINSURANCE MG = MORTGAGE GUARANTY MR = MECHANICAL REIMBURSEMENT REINSURANCE MS = MEDICAL SERVICE  
 MT = MARINE AND TRANSPORTATION OS = OPTOMETRIC SERVICE PD = PREPAID DENTAL PLAN PI = PROPERTY PL = PREPAID LEGAL  
 RG = DOMESTIC RISK RETENTION GROUP SU = SURETY TI = TITLE UR = UNAFFILIATED CREDIT LIFE AND DISABILITY REINSURANCE VA = VARIABLE ANNUITY  
 VE = VEHICLE VL = VARIABLE LIFE

Financial information is as of 12/31/2007 unless alternative fiscal year end is indicated.  
 † Fiscal year financial information due August 1 or November 1, 2008 pursuant to A.R.S. § 20-1083.  
 ‡ Financial information was not required during this period or is not available due to regulatory action or notification of merger or withdrawal.  
 \* DBA (Doing Business As)  
 \*\* Life Care Facility

**INSURERS AUTHORIZED IN ARIZONA AS OF DECEMBER 31, 2007 - (continued)**

NAME	DOMICILE	NAIC #	TELEPHONE	ASSETS	LIABILITIES	CAPITAL & SURPLUS	ARIZONA PREMIUMS	AUTHORIZED LINES
LIFE OF THE SOUTH INS CO	GA	97691	(904)350-9660	62,283,850	42,138,688	20,145,161	0	DI LI
LIFECARE ASSURANCE CO	AZ	91898	(818)887-4436	637,032,442	588,796,759	48,235,683	0	DI LI
LIFERE INS CO	TX	66613	(210)357-1000	17,958,648	6,573,089	11,385,559	0	DI LI
LIFESECURE INS CO	MI	77720	(810)220-7700	19,891,016	1,194,282	18,696,734	79,219	DI LI
LIFEWISE ASSURANCE CO	WA	94188	(425)918-4000	67,072,559	27,678,056	39,394,503	498,864	DI LI
LIFEWISE HEALTH PLAN OF ARIZONA, INC.	WA	65105	(480)425-2300	37,649,228	18,889,848	18,759,380	66,401,123	DI LI
LINCOLN BENEFIT LIFE CO	NE	65595	(847)402-5000	3,442,530,270	3,159,598,905	282,931,365	54,758,015	DI LI VA VL
LINCOLN GENERAL INS CO	PA	33855	(717)757-0000	409,209,434	274,311,758	134,897,676	7,864,717	CW MT PI SU VE
LINCOLN HERITAGE LIFE INS CO	IL	65927	(602)957-1650	587,072,063	498,124,766	88,947,297	4,457,705	DI LI
LINCOLN LIFE & ANNUITY CO OF NEW YORK	NY	62057	(315)428-8400	9,000,554,238	8,167,761,335	832,792,903	1,026,522	DI LI
LINCOLN MEMORIAL LIFE INS CO	TX	69833	(512)328-0075	117,887,455	109,368,633	8,518,822	313,147	DI LI
LINCOLN MUTUAL LIFE AND CASUALTY INS CO	ND	65641	(800)325-6915	31,825,073	21,235,974	10,589,099	9,917	DI LI
LINCOLN NATIONAL LIFE INS CO, THE	IN	65676	(219)455-2000	144,609,572,040	139,651,696,908	4,957,875,132	414,706,536	DI LI VA VL
LM GENERAL INS CO	DE	36447	(617)357-5900	9,917,009	3,169,191	6,747,818	(1,001)	CI DI MT PI VE
LM INS CORP	IA	33600	(617)357-9500	71,238,882	51,510,827	19,728,055	1,954,480	CW DI MT PI SU VE
LM PERSONAL INS CO	DE	36439	(617)357-9500	8,398,239	1,612,933	6,785,306	0	CW DI MT PI VE
LM PROPERTY AND CASUALTY INS CO	IN	32352	(617)357-9500	242,741,756	74,778,910	167,962,846	(2,338)	CW DI MT PI SU VE
LONDON LIFE REINSURANCE CO	PA	76694	(215)542-7200	1,502,478,107	1,427,447,803	75,030,304	0	DI LI
LOYA INS CO	TX	11198	(915)590-5692	212,833,311	97,552,800	115,280,511	0	CI DI MT PI SU VE
LOYAL AMERICAN LIFE INS CO	OH	65722	(800)633-6752	438,979,709	397,184,902	41,794,807	3,651,272	DI LI
LOYAL CHRISTIAN BENEFIT ASSOCIATION	PA	56758	(814)453-4331	150,943,783	145,242,107	5,701,676	16,012	LI
LP CAPTIVE, INC.	AZ	---	(480)563-2315	Financial Information Not Available				CP
LUMBER MUTUAL INS CO	MA	14435	(508)872-8111	41,751,055	37,058,444	4,692,613	0	REHABILITATION
LUMBERMENS MUTUAL CASUALTY CO	IL	22977	(847)320-2000	1,684,247,514	1,533,583,128	150,664,386	(21,911)	CW DI MT PI SU VE
LUMBERMEN'S UNDERWRITING ALLIANCE	MO	23108	(561)994-1900	361,641,423	252,260,636	109,380,787	1,465,101	CW MT PI SU VE
LYNDON PROPERTY INS CO	MO	35769	(636)536-5600	475,549,680	331,111,352	144,438,328	4,096,246	CI DI MT PI SU VE
LYNDON SOUTHERN INS CO	LA	10051	(904)350-9660	17,256,849	7,209,569	10,047,280	0	CI DI MT PI SU VE
M & I INS CO OF ARIZONA, INC.	AZ	98981	(414)298-2933	4,558,962	461,370	4,097,592	0	LR
M&T LIFE INS CO	AZ	91111	(602)254-5866	31,903,248	6,408,991	25,494,257	0	LR
MADISON NATIONAL LIFE INS CO, INC.	WI	65781	(608)238-2691	757,894,293	621,325,179	136,569,114	7,826,616	DI LI
MAGELLAN LIFE INS CO	DE	97292	(314)387-5602	5,914,673	1,199,999	4,714,674	0	DI LI
MAJESTIC INS CO	CA	42269	(415)362-7000	258,525,142	195,349,500	63,175,642	1,733,115	CW
MAMSI LIFE AND HEALTH INS CO	MD	60321	(301)309-2863	200,746,311	57,230,252	143,516,059	0	DI LI
MANHATTAN LIFE INS CO, THE	NY	65870	(713)529-0045	363,058,113	327,315,844	35,742,269	163,014	DI LI
MANHATTAN NATIONAL LIFE INS CO	IL	67083	(513)357-3300	265,320,138	216,817,239	48,502,898	486,406	DI LI
MANUFACTURERS ALLIANCE INS CO	PA	36897	(610)397-5000	197,303,062	137,249,731	60,053,331	192,967	CW DI MT PI SU VE
MANULIFE INS CO	DE	93610	(617)663-3000	538,934,697	412,664,638	126,270,059	59,349	DI LI VL
MAPFRE INS CO	NJ	23876	(973)443-0443	38,528,811	11,903,429	26,625,382	0	CW DI MT PI SU VE
MARATHON FINANCIAL INS CO, INC. A RRG	SC	11117	(618)628-3090	9,542,451	7,214,834	2,327,616	0	CI

Company Names: CO = COMPANY CORP = CORPORATION INS = INSURANCE RRG = RISK RETENTION GROUP  
 CE = CERTIFICATE OF EXEMPTION ( WITH LINES OF AUTHORITY )  
 Authorized Lines: CI = CASUALTY CP = CAPTIVE INSURER CW = CASUALTY WITH WORKERS' COMPENSATION DI = DISABILITY DS = DENTAL SERVICE  
 HC = HEALTH CARE SERVICES ORGANIZATION HS = HOSPITAL SERVICE LC = LIFE CARE PROVIDER LP = LIFE CARE PROVIDER PROVISIONAL PERMIT  
 LI = LIFE LR = LIFE AND DISABILITY REINSURANCE MG = MORTGAGE GUARANTY MR = MECHANICAL REIMBURSEMENT REINSURANCE MS = MEDICAL SERVICE  
 MT = MARINE AND TRANSPORTATION OS = OPTOMETRIC SERVICE PD = PREPAID DENTAL PLAN PI = PROPERTY PL = PREPAID LEGAL  
 RG = DOMESTIC RISK RETENTION GROUP SU = SURETY TI = TITLE UR = UNAFFILIATED CREDIT LIFE AND DISABILITY REINSURANCE VA = VARIABLE ANNUITY  
 VE = VEHICLE VL = VARIABLE LIFE

Financial information is as of 12/31/2007 unless alternative fiscal year end is indicated.  
 † Fiscal year financial information due August 1 or November 1, 2008 pursuant to A.R.S. § 20-1083.  
 ‡ Financial information was not required during this period or is not available due to regulatory action or notification of merger or withdrawal.  
 \* DBA (Doing Business As)  
 \*\* Life Care Facility



**INSURERS AUTHORIZED IN ARIZONA AS OF DECEMBER 31, 2007 - (continued)**

NAME	DOMICILE	NAIC #	TELEPHONE	ASSETS	LIABILITIES	CAPITAL & SURPLUS	ARIZONA PREMIUMS	AUTHORIZED LINES
MARICOPA CAPTIVE INS CO, INC.	FY Ending 03/31/2007 AZ	---	(480)563-2315	Financial Information Not Available				CP
MARKEL AMERICAN INS CO	VA	28932	(804)527-2700	402,770,476	298,319,304	104,451,172	5,460,580	CI MT PI VE
MARKEL INS CO	IL	38970	(800)431-1270	643,454,318	531,933,553	111,520,765	3,427,087	CW DI MT PI SU VE
MARQUETTE INDEMNITY & LIFE INS CO	AZ	87394	(602)254-5866	11,008,470	4,682,555	6,325,915	0	DI LI
MARQUETTE NATIONAL LIFE INS CO	TX	71072	(407)628-1776	22,021,930	12,575,762	9,446,168	66,952	DI LI
MARYLAND CASUALTY CO	MD	19356	(847)605-6000	584,716,035	181,756,125	402,959,911	10,600,403	CW DI MT PI SU VE
MASSACHUSETTS BAY INS CO	NH	22306	(508)853-7200	45,270,613	572,480	44,698,133	(181,999)	CW MT PI VE
MASSACHUSETTS MUTUAL LIFE INS CO	MA	65935	(413)788-8411	119,085,813,267	111,077,665,370	8,008,147,898	75,137,634	DI LI VA VL
MAXUM CASUALTY INS CO	DE	10784	(678)597-4500	11,344,117	1,931,750	9,412,367	1,038,947	CI MT PI SU VE
MBIA INS CORP. OF ILLINOIS	IL	23825	(914)273-4545	181,602,136	3,409,925	178,192,211	0	CI MT SU
MBIA INS CORP	NY	12041	(914)273-4545	11,410,224,019	7,747,172,339	3,663,051,680	6,369,933	SU
MCCARTHY LIFE INS CO	AZ	---	(847)572-6864	Financial Information Not Available †				UR
MEDAMERICA INS CO	PA	69515	(412)919-8114	365,274,738	338,208,894	27,065,844	925,793	DI LI
MEDAMERICA MUTUAL RRG, INC.	HI	26257	(925)949-0101	36,402,423	22,096,858	14,305,565	913,766	CI
MEDCO CONTAINMENT LIFE INS CO	PA	63762	(201)269-3400	215,553,324	133,432,774	82,120,550	943,820	DI LI
MEDICAL ASSURANCE CO, INC., THE	AL	33391	(205)877-4400	1,848,736,930	1,295,260,381	553,476,549	0	CI
MEDICAL INS EXCHANGE OF CALIFORNIA	CA	32433	(510)428-9411	362,351,126	218,739,960	143,611,166	0	CI
MEDICAL INS UNDERWRITERS RRG, INC.	AZ	12576	(602)427-3251	1,752,969	1,246,216	506,753	0	RG
MEDICAL MANAGEMENT CAPTIVE INS CO	AZ	---	(602)427-3200	Financial Information Not Available				CP
MEDICAL PROTECTIVE CO, THE	IN	11843	(219)485-9622	1,805,155,499	1,165,452,156	639,703,343	10,884,605	CI
MEDICAL SAVINGS INS CO	IN	74217	(317)329-8222	43,511,355	39,216,282	4,295,073	13,902	DI LI
MEDICO INS CO	NE	31119	(402)391-6900	127,945,362	78,639,306	49,306,058	2,923,788	DI
MEDICO LIFE INS CO	NE	71471	(402)391-6900	185,155,268	146,476,533	38,678,737	537,456	DI LI
MEDMARC CASUALTY INS CO	VT	22241	(703)273-1995	111,430,803	66,477,854	44,952,949	1,312,891	CI MT SU VE
MEGA LIFE AND HEALTH INS CO, THE	OK	97055	(817)255-3100	1,061,133,009	786,198,251	274,934,758	29,955,559	DI LI
MEMBERS LIFE INS CO	IA	86126	(608)238-5851	66,612,191	35,725,563	30,886,629	19,701	DI LI
MEMBERSELECT INS CO	MI	21229	(313)336-1234	225,410,672	87,775,101	137,635,571	0	CI MT PI SU VE
MEMIC INDEMNITY CO	NH	11030	(603)695-6601	135,196,685	80,008,001	55,188,684	403	CW
MEMORIAL CAPTIVE INS CO	AZ	---	(602)427-3234	Financial Information Not Available				CP
MENDAKOTA INS CO	MN	22454	(952)487-9953	25,434,070	16,530,541	8,903,529	0	CW MT PI SU VE
MENDOTA INS CO	MN	33650	(800)422-0792	55,641,923	32,040,738	23,601,185	10,058,074	CI MT PI VE
MENNONITE MUTUAL AID ASSOCIATION	IN	57991	(219)533-9511	338,906,754	250,347,979	88,558,775	251,904	DI LI
MENTAL HEALTH RRG, INC.	VT	44237	(802)860-1958	15,538,784	9,393,090	6,145,694	339,130	CI
MERASTAR INS CO	IN	31968	(423)296-7400	24,840,658	11,479,278	13,361,380	515,480	CI MT PI VE
MERCHANTS BONDING CO (MUTUAL)	IA	14494	(515)243-8171	74,775,969	24,198,619	50,577,350	5,319,062	CI SU
MERCURY CASUALTY CO	CA	11908	(323)937-1060	2,401,368,258	1,009,784,076	1,391,584,182	26,020,354	CI MT PI VE
MERIDIAN CITIZENS MUTUAL INS CO	IN	10502	(317)931-7000	22,085,979	12,779,396	9,306,583	0	CI MT PI VE
MERIDIAN SECURITY INS CO	IN	23353	(317)931-7000	82,690,509	25,074,097	57,616,412	0	CW MT PI SU VE
MERIT LIFE INS CO	IN	65951	(812)424-8031	1,096,281,946	389,275,816	707,006,130	1,535,826	DI LI

Company Names: CO = COMPANY CORP = CORPORATION INS = INSURANCE RRG = RISK RETENTION GROUP  
 Authorized Lines: CE = CERTIFICATE OF EXEMPTION ( WITH LINES OF AUTHORITY )  
 CI = CASUALTY CP = CAPTIVE INSURER CW = CASUALTY WITH WORKERS' COMPENSATION DI = DISABILITY DS = DENTAL SERVICE  
 HC = HEALTH CARE SERVICES ORGANIZATION HS = HOSPITAL SERVICE LC = LIFE CARE PROVIDER LP = LIFE CARE PROVIDER PROVISIONAL PERMIT  
 LI = LIFE LR = LIFE AND DISABILITY REINSURANCE MG = MORTGAGE GUARANTY MR = MECHANICAL REIMBURSEMENT REINSURANCE MS = MEDICAL SERVICE  
 MT = MARINE AND TRANSPORTATION OS = OPTOMETRIC SERVICE PD = PREPAID DENTAL PLAN PI = PROPERTY PL = PREPAID LEGAL  
 RG = DOMESTIC RISK RETENTION GROUP SU = SURETY TI = TITLE UR = UNAFFILIATED CREDIT LIFE AND DISABILITY REINSURANCE VA = VARIABLE ANNUITY  
 VE = VEHICLE VL = VARIABLE LIFE

Financial information is as of 12/31/2007 unless alternative fiscal year end is indicated.

† Fiscal year financial information due August 1 or November 1, 2008 pursuant to A.R.S. § 20-1083.

‡ Financial information was not required during this period or is not available due to regulatory action or notification of merger or withdrawal.

\* DBA (Doing Business As)

\*\* Life Care Facility

**INSURERS AUTHORIZED IN ARIZONA AS OF DECEMBER 31, 2007 - (continued)**

NAME	DOMICILE	NAIC #	TELEPHONE	ASSETS	LIABILITIES	CAPITAL & SURPLUS	ARIZONA PREMIUMS	AUTHORIZED LINES
MERITPLAN INS CO	CA	24821	(949)222-8000	140,323,388	73,945,583	66,377,805	0	CI DI MT PI VE
MERRILL LYNCH LIFE INS CO	AR	79022	(609)274-5324	13,911,027,437	13,545,016,663	366,010,775	13,795,638	DI LI VA VL
METLIFE INS CO OF CONNECTICUT (ACCIDENT DEPT)	CT	39357	(860)308-1000	0	0	0	0	CW VE
METLIFE INS CO OF CONNECTICUT (LIFE DEPT)	CT	87726	(860)308-1000	83,221,522,972	79,013,123,115	4,208,399,857	30,706,832	DI LI VA VL
METLIFE INVESTORS INS CO	MO	93513	(813)983-4100	11,882,622,910	11,554,059,750	328,563,160	28,958,172	DI LI VA VL
METLIFE INVESTORS USA INS CO	DE	61050	(813)801-2100	29,684,127,590	29,099,959,355	584,168,235	146,517,195	DI LI VA VL
METROPOLITAN CASUALTY INS CO	RI	40169	(401)827-2563	48,711,456	1,107,275	47,604,182	38,565,366	CI MT PI VE
METROPOLITAN DIRECT PROPERTY AND CASUALTY INS CO	RI	25321	(401)827-2400	24,979,817	354,775	24,625,042	2,135,892	CI DI MT PI SU VE
METROPOLITAN GENERAL INS CO	RI	39950	(401)827-2400	31,204,857	841,860	30,362,998	888,849	CI PI VE
METROPOLITAN GROUP PROPERTY AND CASUALTY INS CO	RI	34339	(401)827-2563	390,155,438	112,960,471	277,194,966	21,210,524	CI DI MT PI VE
METROPOLITAN LIFE INS CO	NY	65978	(212)578-2211	297,465,527,467	284,461,548,373	13,003,979,094	742,184,513	DI LI VA VL
METROPOLITAN PROPERTY AND CASUALTY INS CO	RI	26298	(401)827-2563	5,333,546,608	3,507,716,949	1,825,829,666	23,630,638	CI DI MT PI SU VE
METROPOLITAN TOWER LIFE INS CO	DE	97136	(212)578-2211	6,179,137,672	5,041,357,643	1,137,780,029	2,188,120	DI LI
MGA INS CO, INC.	TX	40150	(972)629-4301	208,701,797	112,676,038	96,025,759	24,450,981	CI MT PI SU VE
MGIC ASSURANCE CORP	WI	22594	(414)347-6410	9,425,624	43,893	9,381,731	0	CI
MGIC CREDIT ASSURANCE CORP	WI	10682	(414)347-6480	45,215,464	5,332,100	39,883,364	0	MG
MGIC INDEMNITY CORP	WI	18740	(414)347-6410	23,532,106	476,417	23,055,689	1,272	MG
MIAMI VALLEY INS CO, THE	AZ	93793	(414)454-6818	6,921,055	4,271,869	2,649,186	0	LR
MIC GENERAL INS CORP	MI	38660	(336)770-3610	45,651,519	32,629,991	13,021,528	1,247,874	CI DI MT PI SU VE
MIC PROPERTY AND CASUALTY INS CORP	MI	38601	(248)263-6909	148,901,819	103,012,370	45,889,449	34,328	CW MT PI SU VE
MICHIGAN MILLERS MUTUAL INS CO	MI	14508	(517)482-6211	315,524,182	186,913,612	128,610,569	0	CI MT PI SU VE
MID AMERICA INS CO	AZ	---	(602)266-1166	Financial Information Not Available †				UR
MID-CENTURY INS CO	CA	21687	(323)932-3200	3,388,434,249	2,664,079,462	724,354,786	92,137,335	CW DI MT PI SU VE
MID-CONTINENT CASUALTY CO	OK	23418	(918)587-7221	882,270,320	550,688,837	331,581,482	919,586	CI MT PI SU VE
MID-CONTINENT PREFERRED LIFE INS CO	OK	66001	(469)522-4332	11,512,518	8,077,270	3,435,246	0	REHABILITATION
MIDDLESEX INS CO	WI	23434	(715)346-6000	644,473,962	412,633,035	231,840,926	709,911	CW DI MT PI SU VE
MIDLAND NATIONAL LIFE INS CO	IA	66044	(605)335-5700	23,518,176,018	22,408,753,989	1,109,422,029	153,452,944	DI LI VA VL
MID-STATES LIFE INS CO	AZ	---	(847)572-6864	Financial Information Not Available †				UR
MIDSTATES REINSURANCE CORP	IL	20451	(937)428-6218	146,999,229	82,992,727	64,006,503	0	SUSPENDED
MIDWEST EMPLOYERS CASUALTY CO	DE	23612	(636)449-7000	326,072,294	197,110,287	128,962,007	3,761,031	CW SU
MIDWEST INS CO	IL	10895	(217)726-6811	46,026,738	33,325,382	12,701,356	0	CW
MIDWEST INS GROUP, INC., A RRG	AZ	11999	(480)889-8960	9,471,278	7,938,082	1,533,196	0	RG
MID-WEST NATIONAL LIFE INS CO OF TENNESSEE	TX	66087	(817)255-3100	374,848,497	229,581,638	145,266,859	7,834,824	DI LI
MIDWEST PROVIDER INS CO, A RRG, INC.	AZ	12147	(802)658-9466	8,399,923	7,330,206	1,069,717	0	RG
MIDWEST SECURITY LIFE INS CO	WI	79480	(608)783-7130	64,083,190	29,240,071	34,843,119	0	DI LI
MIDWESTERN UNITED LIFE INS CO	IN	66109	(770)980-5100	250,387,500	154,244,242	96,143,258	81,489	DI LI
MII LIFE, INCORPORATED	MN	61522	(651)662-8000	111,169,047	98,158,427	13,010,620	26,887	DI LI
MILBANK INS CO	SD	41653	(614)464-5000	456,639,312	279,795,796	176,843,516	4,472,050	CI DI MT PI SU VE
MILWAUKEE CASUALTY INS CO.	WI	26662	(262)207-8500	17,217,609	6,769,181	10,448,428	0	CW MT PI SU VE

Company Names: CO = COMPANY CORP = CORPORATION INS = INSURANCE RRG = RISK RETENTION GROUP  
 Authorized Lines: CE = CERTIFICATE OF EXEMPTION ( WITH LINES OF AUTHORITY )  
 CI = CASUALTY CP = CAPTIVE INSURER CW = CASUALTY WITH WORKERS' COMPENSATION DI = DISABILITY DS = DENTAL SERVICE  
 HC = HEALTH CARE SERVICES ORGANIZATION HS = HOSPITAL SERVICE LC = LIFE CARE PROVIDER LP = LIFE CARE PROVIDER PROVISIONAL PERMIT  
 LI = LIFE LR = LIFE AND DISABILITY REINSURANCE MG = MORTGAGE GUARANTY MR = MECHANICAL REIMBURSEMENT REINSURANCE MS = MEDICAL SERVICE  
 MT = MARINE AND TRANSPORTATION OS = OPTOMETRIC SERVICE PD = PREPAID DENTAL PLAN PI = PROPERTY PL = PREPAID LEGAL  
 RG = DOMESTIC RISK RETENTION GROUP SU = SURETY TI = TITLE UR = UNAFFILIATED CREDIT LIFE AND DISABILITY REINSURANCE VA = VARIABLE ANNUITY  
 VE = VEHICLE VL = VARIABLE LIFE

Financial information is as of 12/31/2007 unless alternative fiscal year end is indicated.  
 † Fiscal year financial information due August 1 or November 1, 2008 pursuant to A.R.S. § 20-1083.  
 ‡ Financial information was not required during this period or is not available due to regulatory action or notification of merger or withdrawal.  
 \* DBA (Doing Business As)  
 \*\* Life Care Facility

**INSURERS AUTHORIZED IN ARIZONA AS OF DECEMBER 31, 2007 - (continued)**

NAME	DOMICILE	NAIC #	TELEPHONE	ASSETS	LIABILITIES	CAPITAL & SURPLUS	ARIZONA PREMIUMS	AUTHORIZED LINES	
MILWAUKEE INS CO	WI	14591	(262)207-8500	45,044,935	12,314,553	32,730,382	0	CI MT PI VE	
MILWAUKEE SAFEGUARD INS CO	WI	40703	(262)207-8500	11,015,474	487,821	10,527,653	2,124	CI MT PI VE	
MINNESOTA LAWYERS MUTUAL INS CO	MN	42234	(612)341-4530	108,023,921	52,977,016	55,046,905	308,706	CI	
MINNESOTA LIFE INS CO	MN	66168	(651)665-3500	23,829,005,162	22,010,937,966	1,818,067,196	53,467,967	DI LI VA VL	
MINNETONKA LIFE INS CO	AZ	---	(847)572-6864	Financial Information Not Available †				UR	
MISSISSIPPI VALLEY LIFE INS CO	AZ	75396	(602)254-5866	6,462,594	176	6,462,418	0	LR	
MITSUI SUMITOMO INS CO OF AMERICA	NY	20362	(908)604-2900	674,579,746	460,510,956	214,068,790	1,791,528	CW DI MT PI SU VE	
MITSUI SUMITOMO INS USA INC.	NY	22551	(908)604-2900	105,629,668	54,731,553	50,898,115	381,494	CW MT PI SU VE	
MMA INS CO	IN	74209	(219)533-9511	21,923,179	9,806,840	12,116,338	0	DI LI	
MML BAY STATE LIFE INS CO	CT	70416	(413)788-8411	4,636,984,037	4,453,626,070	183,357,967	1,706,745	DI LI VA VL	
MODERN LIFE INS CO OF ARIZONA, INC.	AZ	88226	(513)943-7200	2,391,030	1,237,166	1,153,864	0	LR	
MODERN SERVICE INS CO	IL	23655	(309)821-3000	25,838,983	2,859,589	22,979,394	89	CI MT PI VE	
MODERN WOODMEN OF AMERICA	IL	57541	(309)786-6481	8,318,153,211	7,147,678,441	1,170,474,769	3,894,210	VA DI LI VL	
MOHAVE TRANSPORTATION INS CO	AZ	---	(602)427-3234	Financial Information Not Available				CP	
MOLINA HEALTHCARE INS CO	OH	69647	(916)646-9193	8,804,232	587,685	8,216,547	18,409	DI LI	
MONARCH LIFE INS CO	MA	66265	(413)784-2000	953,182,139	942,158,253	11,023,885	333,093	REHABILITATION	
MONITOR LIFE INS CO OF NEW YORK	NY	81442	(315)797-5200	9,128,095	3,807,118	5,320,978	12,849	DI LI	
MONTEREY INS CO	CA	23540	(831)649-1155	58,283,798	34,565,277	23,718,519	3,195,148	CI MT PI VE	
MONUMENTAL LIFE INS CO	IA	66281	(319)355-8511	37,935,163,485	37,203,384,514	731,778,971	35,668,294	DI LI VA VL	
MONY LIFE INS CO	NY	66370	(212)314-5648	9,917,632,927	8,956,359,021	961,273,907	4,097,775	DI LI VA VL	
MONY LIFE INS CO OF AMERICA	AZ	78077	(212)314-3813	5,594,466,523	5,303,151,744	291,314,779	4,993,535	DI LI VA VL	
MORTGAGE GUARANTY INS CORP	WI	29858	(414)347-6480	7,110,368,721	5,851,838,701	1,258,530,020	37,436,784	MG	
MOTORS INS CORP	MI	22012	(248)263-6900	6,601,523,161	4,718,104,677	1,883,418,484	860,484	PI SU VE	
MOTORSPORT LIFE INS CO	AZ	---	(847)572-6864	Financial Information Not Available †				UR	
MOUNTAIN LIFE INS CO	TN	80020	(423)970-2800	10,501,724	7,006,335	3,495,389	0	DI LI	
MOUNTAIN NATIONAL LIFE INS CO	AZ	---	(602)254-5866	Financial Information Not Available †				UR	
MOUNTAIN STATES INDEMNITY CO	NM	10177	(505)764-1400	65,946,239	34,170,885	31,775,354	0	CW MT PI SU VE	
MOUNTAIN STATES MUTUAL CASUALTY CO	NM	14648	(505)764-1400	160,078,979	81,955,259	78,123,720	0	CW MT PI SU VE	
MOUNTAIN WEST FARM BUREAU MUTUAL INS CO	WY	29440	(307)745-4835	335,940,902	154,175,017	181,765,886	1,123,691	CI PI VE	
MSIL CAPTIVE INS CO	FY Ending 11/30/2007	AZ	---	(602)427-3234	Financial Information Not Available				CP
MTL INS CO	IL	66427	(630)990-1000	1,273,967,163	1,168,690,800	105,276,363	3,070,700	DI LI VL	
MUNICH AMERICAN REASSURANCE CO	GA	66346	(770)394-5665	5,029,518,198	4,356,480,999	673,037,199	0	DI LI	
MUNICH REINSURANCE AMERICA, INC.	DE	10227	(609)243-4200	17,948,045,778	13,626,411,022	4,321,634,756	0	CW DI MT PI SU VE	
MUTUAL INS CO OF ARIZONA	AZ	32832	(602)956-5276	909,490,873	602,606,307	306,884,566	170,981,737	CI	
MUTUAL OF AMERICA LIFE INS CO	NY	88668	(212)224-1600	13,016,897,966	12,185,388,273	831,509,692	12,600,501	DI LI VA VL	
MUTUAL OF ENUMCLAW INS CO	WA	14761	(800)366-5551	554,259,331	343,360,224	210,899,107	0	CI MT PI VE	
MUTUAL OF OMAHA INS CO	NE	71412	(402)342-7600	4,541,724,649	2,324,341,280	2,217,383,369	30,462,439	DI LI	
NATIONAL ALLIANCE INS CO	MO	30945	Name changed 7/23/07, now known as PLAZA INS CO						
NATIONAL AMERICAN INS CO	OK	23663	(405)258-4262	140,881,643	90,632,108	50,249,535	476,443	CW MT PI SU VE	

Company Names: CO = COMPANY CORP = CORPORATION INS = INSURANCE RRG = RISK RETENTION GROUP  
 Authorized Lines: CE = CERTIFICATE OF EXEMPTION ( WITH LINES OF AUTHORITY )  
 CI = CASUALTY CP = CAPTIVE INSURER CW = CASUALTY WITH WORKERS' COMPENSATION DI = DISABILITY DS = DENTAL SERVICE  
 HC = HEALTH CARE SERVICES ORGANIZATION HS = HOSPITAL SERVICE LC = LIFE CARE PROVIDER LP = LIFE CARE PROVIDER PROVISIONAL PERMIT  
 LI = LIFE LR = LIFE AND DISABILITY REINSURANCE MG = MORTGAGE GUARANTY MR = MECHANICAL REIMBURSEMENT REINSURANCE MS = MEDICAL SERVICE  
 MT = MARINE AND TRANSPORTATION OS = OPTOMETRIC SERVICE PD = PREPAID DENTAL PLAN PI = PROPERTY PL = PREPAID LEGAL  
 RG = DOMESTIC RISK RETENTION GROUP SU = SURETY TI = TITLE UR = UNAFFILIATED CREDIT LIFE AND DISABILITY REINSURANCE VA = VARIABLE ANNUITY  
 VE = VEHICLE VL = VARIABLE LIFE

Financial information is as of 12/31/2007 unless alternative fiscal year end is indicated.  
 † Fiscal year financial information due August 1 or November 1, 2008 pursuant to A.R.S. § 20-1083.  
 ‡ Financial information was not required during this period or is not available due to regulatory action or notification of merger or withdrawal.  
 \* DBA (Doing Business As)  
 \*\* Life Care Facility

**INSURERS AUTHORIZED IN ARIZONA AS OF DECEMBER 31, 2007 - (continued)**

NAME	DOMICILE	NAIC #	TELEPHONE	ASSETS	LIABILITIES	CAPITAL & SURPLUS	ARIZONA PREMIUMS	AUTHORIZED LINES
NATIONAL AMERICAN INS CO OF CALIFORNIA	CA	23671	(562)279-1300	35,861,247	21,031,054	14,830,193	2,000	CW MT PI SU VE
NATIONAL BENEFIT LIFE INS CO	NY	61409	(212)615-7500	691,213,015	386,264,482	304,948,533	441,546	DI LI
NATIONAL CASUALTY CO	WI	11991	(480)365-4000	185,511,172	81,937,440	103,573,732	5,729,518	CI DI MT PI SU VE
NATIONAL CATHOLIC RRG, INC., THE	VT	10083	(802)851-3351	73,512,549	50,064,795	23,447,755	0	CI
NATIONAL CONTINENTAL INS CO	NY	10243	(440)461-5000	185,470,777	136,037,901	49,432,876	154,987	CI DI MT PI SU VE
NATIONAL CONTRACTORS INS CO, INC., A RRG	DC	12293	(843)810-1423	21,228,911	18,816,096	2,412,815	1,546,897	CI
NATIONAL FARMERS UNION LIFE INS CO	TX	66540	(816)391-2000	272,705,254	229,747,852	42,957,402	126,162	DI LI
NATIONAL FARMERS UNION PROPERTY AND CASUALTY CO	CO	16217	(303)337-5500	266,673,373	143,538,288	123,135,085	410,963	CW DI MT PI SU VE
NATIONAL FIRE AND INDEMNITY EXCHANGE	MO	15679	(314)832-1118	12,302,883	6,167,563	6,135,319	87,271	CI MT PI
NATIONAL FIRE INS CO OF HARTFORD	IL	20478	(312)822-5000	221,702,391	34,860,278	186,842,113	11,288,030	CW DI MT PI SU VE
NATIONAL FOUNDATION LIFE INS CO	TX	98205	(817)878-3300	50,039,588	37,782,613	12,256,975	308,525	DI LI
NATIONAL GENERAL ASSURANCE CO	MO	42447	(336)770-3610	39,571,378	19,406,774	20,164,604	14,648,643	CI MT PI VE
NATIONAL GENERAL INS CO	MO	23728	(336)770-3610	100,678,448	58,875,624	41,802,824	4,451,128	CI PI VE
NATIONAL GUARANTY INS CO	AZ	12068	(678)473-0484	9,242,769	2,626,915	6,615,854	0	CI DI MT PI SU VE
NATIONAL GUARDIAN LIFE INS CO	WI	66583	(608)257-5611	1,485,978,672	1,318,529,107	167,449,565	3,800,607	DI LI
NATIONAL HEALTH INS CO	TX	82538	(817)640-1900	36,654,732	19,205,960	17,448,772	696,525	SUSPENDED
NATIONAL HEALTHCARE REINSURANCE CO	AZ	60080	(562)432-0047	135,109	6,000	129,109	0	LR
NATIONAL HOME INS. CO., A RRG	CO	44016	(303)368-7180	71,268,766	52,297,106	18,971,660	983,935	CI
NATIONAL INDEMNITY CO	NE	20087	(402)536-3000	74,163,534,479	38,581,576,882	35,581,957,597	6,928,258	CW DI MT PI SU VE
NATIONAL INDEPENDENT TRUCKERS INS CO, A RRG	SC	11197	(843)766-2327	7,818,407	3,714,059	4,104,348	4,000	CI VE
NATIONAL INS ASSOCIATION	IN	27944	(617)357-9500	11,145,733	247,993	10,897,740	(315)	VE
NATIONAL INTERSTATE INS CO	OH	32620	(330)859-8900	694,674,348	512,372,746	182,301,601	4,333,159	CW MT PI SU VE
NATIONAL LIABILITY & FIRE INS CO	CT	20052	(402)536-3000	1,203,062,035	573,893,780	629,168,255	2,444,697	CW MT PI VE
NATIONAL LIFE INS CO	VT	66680	(802)229-3333	8,275,645,628	7,448,862,179	826,783,450	5,813,169	DI LI VA VL
NATIONAL LLOYDS INS CO	TX	15474	(254)399-0626	182,573,115	83,344,393	99,228,722	28,835	CI PI VE
NATIONAL MEDICAL PROFESSIONAL RRG, INC	SC	12529	(843)576-1440	5,682,179	3,392,770	2,289,409	0	CI
NATIONAL MUTUAL BENEFIT	WI	56073	(608)833-1936	247,967,122	217,844,480	30,122,641	60,957	DI LI
NATIONAL PENN LIFE INS CO	AZ	70556	(602)254-5866	577,618	93,088	484,530	0	LR
NATIONAL PROTECTIVE LIFE INS CO	AZ	63347	(602)200-6900	1,896,801	155,842	1,740,958	0	LR
NATIONAL REINSURANCE CORP	DE	34835	(203)328-5000	785,706,383	163,610,455	622,095,928	0	CI DI MT PI SU
NATIONAL SECURITY LIFE AND ANNUITY CO	NY	85472	(877)446-6060	89,981,912	70,764,123	19,217,788	0	LI
NATIONAL SERVICE CONTRACT INS CO RRG, INC.	DC	10234	(202)471-5944	18,181,294	4,286,746	13,894,548	58,591	CI
NATIONAL SPECIALTY INS CO	TX	22608	(817)265-2000	28,485,174	13,088,154	15,397,020	6,753,948	CI MT PI VE
NATIONAL STATES INS CO	MO	60593	(314)878-0101	79,092,803	62,152,391	16,940,411	601,269	DI LI
NATIONAL SURETY CORP	IL	21881	(415)899-2817	585,417,525	366,435,575	218,981,950	7,015,211	CW DI MT PI SU VE
NATIONAL TEACHERS ASSOCIATES LIFE INS CO	TX	87963	(972)532-2100	198,081,333	171,208,630	26,872,703	22,628	DI LI
NATIONAL TITLE INS OF NEW YORK INC.	NY	51020	(904)854-8100	15,929,860	9,216,496	6,713,364	0	TI
NATIONAL TRANSPORTATION RRG, INC.	AZ	10764	(480)991-3033	344,734	90,000	254,734	0	RG
NATIONAL TRUST INS CO	TN	20141	(941)907-3224	7,996,786	(6,993,793)	14,990,579	0	CW MT PI SU VE

Company Names: **CO** = COMPANY **CORP** = CORPORATION **INS** = INSURANCE **RRG** = RISK RETENTION GROUP  
 Authorized Lines: **CE** = CERTIFICATE OF EXEMPTION ( WITH LINES OF AUTHORITY )  
**CI** = CASUALTY **CP** = CAPTIVE INSURER **CW** = CASUALTY WITH WORKERS' COMPENSATION **DI** = DISABILITY **DS** = DENTAL SERVICE  
**HC** = HEALTH CARE SERVICES ORGANIZATION **HS** = HOSPITAL SERVICE **LC** = LIFE CARE PROVIDER **LP** = LIFE CARE PROVIDER PROVISIONAL PERMIT  
**LI** = LIFE **LR** = LIFE AND DISABILITY REINSURANCE **MG** = MORTGAGE GUARANTY **MR** = MECHANICAL REIMBURSEMENT REINSURANCE **MS** = MEDICAL SERVICE  
**MT** = MARINE AND TRANSPORTATION **OS** = OPTOMETRIC SERVICE **PD** = PREPAID DENTAL PLAN **PI** = PROPERTY **PL** = PREPAID LEGAL  
**RG** = DOMESTIC RISK RETENTION GROUP **SU** = SURETY **TI** = TITLE **UR** = UNAFFILIATED CREDIT LIFE AND DISABILITY REINSURANCE **VA** = VARIABLE ANNUITY  
**VE** = VEHICLE **VL** = VARIABLE LIFE

Financial information is as of 12/31/2007 unless alternative fiscal year end is indicated.  
 † Fiscal year financial information due August 1 or November 1, 2008 pursuant to A.R.S. § 20-1083.  
 ‡ Financial information was not required during this period or is not available due to regulatory action or notification of merger or withdrawal.  
 \* DBA (Doing Business As)  
 \*\* Life Care Facility

**INSURERS AUTHORIZED IN ARIZONA AS OF DECEMBER 31, 2007 - (continued)**

NAME	DOMICILE	NAIC #	TELEPHONE	ASSETS	LIABILITIES	CAPITAL & SURPLUS	ARIZONA PREMIUMS	AUTHORIZED LINES
NATIONAL UNION FIRE INS CO OF PITTSBURGH, PA	PA	19445	(212)770-7000	34,575,350,644	22,418,356,518	12,156,994,126	113,704,847	CW DI MT PI SU VE
NATIONAL WESTERN LIFE INS CO	CO	66850	(512)836-1010	6,078,773,805	5,367,839,113	710,934,692	26,406,294	DI LI
NATIONWELD RRG, INC.	DC	12579	(202)471-5944	1,509,602	432,826	1,076,776	0	CI
NATIONWIDE AFFINITY INS CO OF AMERICA	OH	26093	(614)249-7111	32,104,571	18,213,914	13,890,657	0	CW DI MT PI SU VE
NATIONWIDE AGRIBUSINESS INS CO	IA	28223	(515)508-3300	90,015,279	34,760,388	55,254,891	4,246,951	CW MT PI SU VE
NATIONWIDE ASSURANCE CO	WI	10723	(614)249-1545	83,269,468	9,898,103	73,371,365	(4,666)	VE
NATIONWIDE INS CO OF AMERICA	WI	25453	(515)508-4211	134,108,410	47,591,470	86,516,940	30,506,753	CI MT PI VE
NATIONWIDE LIFE AND ANNUITY CO OF AMERICA	DE	70750	(610)407-1717	833,106,945	749,839,462	83,267,483	3,024,091	DI LI VA VL
NATIONWIDE LIFE AND ANNUITY INS CO	OH	92657	(614)249-8153	5,270,430,990	5,097,164,753	173,266,237	5,369,616	DI LI VA VL
NATIONWIDE LIFE INS CO	OH	66869	(614)249-7111	99,016,727,763	96,515,640,467	2,501,087,296	228,060,020	DI LI VA VL
NATIONWIDE LIFE INS CO OF AMERICA	PA	68225	(610)407-1717	6,338,508,071	5,664,463,513	674,044,558	1,732,739	DI LI VL
NATIONWIDE MUTUAL FIRE INS CO	OH	23779	(614)249-7111	4,330,933,799	2,270,313,388	2,060,620,411	4,446,516	CW DI MT PI SU VE
NATIONWIDE MUTUAL INS CO	OH	23787	(614)249-7111	29,520,738,919	18,159,281,872	11,361,457,047	46,436,822	CW DI MT PI SU VE
NATIONWIDE PROPERTY AND CASUALTY INS CO	OH	37877	(614)249-7111	103,617,981	75,161,685	28,456,296	(2,566)	CW DI MT PI SU VE
NAU COUNTRY INS CO	MN	25240	(763)427-3770	379,916,385	181,595,948	198,320,437	743,739	CI MT PI SU VE
NAUTILUS INS CO	AZ	17370	(480)951-0905	1,370,967,074	908,704,837	462,262,237	396,824	CW MT PI SU VE
NAVIGATORS INS CO	NY	42307	(914)934-8999	1,594,942,247	1,016,274,411	578,667,836	6,315,193	CI DI MT PI SU VE
NCMIC INS CO	IA	15865	(515)313-4500	512,752,071	346,148,304	166,603,767	1,967,906	CI
NEFCO LIFE INS CO	AZ	---	(602)200-6900	Financial Information Not Available †				UR
NETHERLANDS INS CO, THE	NH	24171	(617)357-9500	282,550,278	218,075,724	64,474,554	1,437,711	CI MT PI SU VE
NEVADA GENERAL INS CO	NV	10007	(702)367-9616	27,168,327	9,616,132	17,552,195	613,508	CI MT PI SU VE
NEW BREMEN LIFE INS CO	AZ	---	(602)254-5866	Financial Information Not Available †				UR
NEW ENGLAND INS CO	CT	21830	(617)526-8500	293,044,010	10,096,478	282,947,532	0	CI MT PI SU VE
NEW ENGLAND LIFE INS CO	MA	91626	(617)578-2000	12,459,013,660	11,914,777,095	544,236,565	50,106,704	DI LI VA VL
NEW ENGLAND REINSURANCE CORP	CT	41629	(617)526-8500	131,285,643	9,963,904	121,321,739	0	CI MT PI SU VE
NEW ERA LIFE INS CO	TX	78743	(281)368-7200	299,808,772	255,149,949	44,658,823	176,916	DI LI
NEW HAMPSHIRE INS CO	PA	23841	(212)770-7000	4,452,304,207	3,083,004,486	1,369,299,721	14,965,316	CW DI MT PI SU VE
NEW SUTLIFF WARRANTY CO	AZ	11226	(602)439-4322	1,721,821	1,595,730	125,991	0	MR
NEW YORK LIFE AGENTS REINSURANCE CO	AZ	68723	(602)266-1166	15,942,129	1,737,131	14,204,998	0	LR
NEW YORK LIFE INS AND ANNUITY CORP	DE	91596	(914)846-3883	72,685,505,779	70,035,572,949	2,649,932,830	140,284,531	DI LI VA VL
NEW YORK LIFE INS CO	NY	66915	(914)846-3883	122,753,466,537	110,794,236,990	11,959,229,547	78,380,566	DI LI
NEW YORK MARINE AND GENERAL INS CO	NY	16608	(212)551-0600	593,599,166	402,457,295	191,141,871	403,634	CI MT PI
NEWPORT INS CO	AZ	24848	(714)553-0700	116,445,312	74,413,222	42,032,090	5,079,867	CI PI VE
NGM INS CO	FL	14788	(877)927-5672	1,817,113,917	1,197,546,102	619,567,815	0	CI PI SU
NIPPON LIFE INS CO OF AMERICA	IA	81264	(212)682-3000	169,463,841	51,483,857	117,979,984	113,908	DI LI VA
NIPPONKOA INS CO, LIMITED (U.S. BRANCH)	JAPAN	27073	(212)405-1650	227,267,046	161,162,809	66,104,236	16,890	CW MT PI SU VE
NMHC GROUP SOLUTIONS INS, INC.	DE	12630	(800)251-3883	14,977,949	8,593,493	6,384,456	9,260	DI
NORCAL MUTUAL INS CO	CA	33200	(415)397-9700	1,135,563,729	694,040,112	441,523,617	5,000	CI
NORGUARD INS CO	PA	31470	(800)673-2465	353,870,224	268,261,223	85,609,001	0	CW DI MT PI SU VE

Company Names: **CO** = COMPANY **CORP** = CORPORATION **INS** = INSURANCE **RRG** = RISK RETENTION GROUP  
 Authorized Lines: **CE** = CERTIFICATE OF EXEMPTION ( WITH LINES OF AUTHORITY )  
**CI** = CASUALTY **CP** = CAPTIVE INSURER **CW** = CASUALTY WITH WORKERS' COMPENSATION **DI** = DISABILITY **DS** = DENTAL SERVICE  
**HC** = HEALTH CARE SERVICES ORGANIZATION **HS** = HOSPITAL SERVICE **LC** = LIFE CARE PROVIDER **LP** = LIFE CARE PROVIDER PROVISIONAL PERMIT  
**LI** = LIFE **LR** = LIFE AND DISABILITY REINSURANCE **MG** = MORTGAGE GUARANTY **MR** = MECHANICAL REIMBURSEMENT REINSURANCE **MS** = MEDICAL SERVICE  
**MT** = MARINE AND TRANSPORTATION **OS** = OPTOMETRIC SERVICE **PD** = PREPAID DENTAL PLAN **PI** = PROPERTY **PL** = PREPAID LEGAL  
**RG** = DOMESTIC RISK RETENTION GROUP **SU** = SURETY **TI** = TITLE **UR** = UNAFFILIATED CREDIT LIFE AND DISABILITY REINSURANCE **VA** = VARIABLE ANNUITY  
**VE** = VEHICLE **VL** = VARIABLE LIFE

Financial information is as of 12/31/2007 unless alternative fiscal year end is indicated.

† Fiscal year financial information due August 1 or November 1, 2008 pursuant to A.R.S. § 20-1083.

‡ Financial information was not required during this period or is not available due to regulatory action or notification of merger or withdrawal.

\* DBA (Doing Business As)

\*\* Life Care Facility

**INSURERS AUTHORIZED IN ARIZONA AS OF DECEMBER 31, 2007 - (continued)**

NAME	DOMICILE	NAIC #	TELEPHONE	ASSETS	LIABILITIES	CAPITAL & SURPLUS	ARIZONA PREMIUMS	AUTHORIZED LINES
NORLEN LIFE INS CO	AZ	75833	(602)254-5866	2,777,295	1,687,394	1,089,901	0	LR
NORTH AMERICAN CO FOR LIFE AND HEALTH INS	IA	66974	(605)335-5700	6,637,313,203	6,249,661,059	387,652,144	57,474,612	DI LI
NORTH AMERICAN ELITE INS CO	NH	29700	(603)644-6600	38,176,989	4,729,720	33,447,269	0	CW DI MT PI SU VE
NORTH AMERICAN NATIONAL LIFE INS CO	AZ	73750	(303)790-2090	1,980,052	26,038	1,954,016	0	LR
NORTH AMERICAN NATIONAL RE INS CO	AZ	60118	(303)709-2090	31,860,720	24,636,449	7,224,267	0	LR
NORTH AMERICAN SPECIALTY INS CO	NH	29874	(603)644-6600	459,892,079	216,354,701	243,537,378	1,847,499	CW DI MT PI SU VE
NORTH AMERICAN TITLE INS CO	CA	50130	(925)935-5599	83,058,030	32,158,738	50,899,292	4,679,454	TI
NORTH CAROLINA MUTUAL LIFE INS CO	NC	67032	(919)682-9201	132,732,722	119,761,248	12,971,474	156	DI LI
NORTH COAST LIFE INS CO	WA	67059	(509)838-4235	123,164,888	117,437,071	5,727,817	1,099,336	DI LI
NORTH POINTE INS CO	MI	27740	(248)358-1171	107,742,349	69,187,264	38,555,085	1,492,115	CW MT PI
NORTH RIVER INS CO	NJ	21105	(973)490-6600	971,070,060	517,310,966	453,759,094	1,107,999	CW DI MT PI SU VE
NORTH STAR REINSURANCE CORP	DE	22047	(203)328-5000	24,228,951	5,141,863	19,087,088	0	CW MT PI SU VE
NORTHBROOK INDEMNITY CO	IL	36455	(847)402-5000	39,547,597	282,589	39,265,008	1,229,163	CW DI MT PI SU VE
NORTHERN ASSURANCE CO OF AMERICA, THE	MA	38369	(617)725-6000	321,109,435	140,838,414	180,271,021	494,483	CW DI MT PI SU VE
NORTHERN INS CO OF NEW YORK	NY	19372	(847)605-6000	61,645,069	32,251,367	29,393,702	600,177	CW DI MT PI SU VE
NORTHLAND CASUALTY CO	MN	24031	(651)310-4100	100,874,566	67,682,519	33,192,048	174,054	CI MT PI VE
NORTHLAND INS CO	MN	24015	(651)310-4100	1,216,632,016	613,704,682	602,927,335	4,144,467	CI MT PI SU VE
NORTHWEST G.F. MUTUAL INS CO	SD	14885	(605)284-2683	10,919,893	4,548,823	6,371,071	0	CI PI VE
NORTHWESTERN ARIZONA REGIONAL INS CO, INC. FY Ending 06/30/2007	AZ	---	(602)222-2121	Financial Information Not Available				CP
NORTHWESTERN LONG TERM CARE INS CO	WI	69000	(414)665-2510	287,379,918	233,814,255	53,565,663	1,457,124	DI LI
NORTHWESTERN MUTUAL LIFE INS CO, THE	WI	67091	(414)271-1444	156,332,489,608	144,226,519,914	12,105,969,694	104,753,722	DI LI VA VL
NORTHWESTERN NATIONAL INS CO OF MILWAUKEE, WISCONSIN	WI	23914	(513)425-5899	69,448,434	72,225,112	(2,776,679)	0	REHABILITATION
NOVA CASUALTY CO	NY	42552	(716)856-3722	139,944,217	74,384,505	65,559,714	2,865,277	CW MT PI SU VE
NOVUS INS CO(RRG)	SC	10752	(843)573-4647	17,601,259	11,710,521	5,890,738	0	CI
NUTMEG LIFE INS CO	UT	63444	<i>Name changed 10/3/07, now known as ACCENDO INS CO</i>					
NYLIFE INS CO OF ARIZONA	AZ	81353	(914)846-3883	178,117,568	142,064,637	36,052,931	1,961,280	DI LI VA VL
OAKWOOD LIFE INS CO	AZ	---	(847)572-6864	Financial Information Not Available †				UR
O'BRIEN NATIONAL LIFE INS CO	AZ	---	(800)477-8858	Financial Information Not Available †				UR
OCCIDENTAL FIRE & CASUALTY CO OF NORTH CAROLINA	NC	23248	(919)833-1600	256,414,474	97,882,847	158,531,627	9,041,344	CW DI MT PI SU VE
OCCIDENTAL LIFE INS CO OF NORTH CAROLINA	TX	67148	(254)297-2775	255,218,065	227,458,002	27,760,063	533,379	DI LI
OCEANUS INS CO, A RRG	SC	12189	(843)766-2327	23,615,257	14,696,119	8,919,138	528,224	CI
ODANA LIFE REINSURANCE CO	AZ	---	(608)270-5000	Financial Information Not Available †				UR
ODYSSEY AMERICA REINSURANCE CORP	CT	23680	(203)977-8000	6,855,730,711	3,932,972,633	2,922,758,078	0	CI DI MT PI SU VE
OHIC INS CO	OH	35602	(614)221-7777	247,475,232	170,247,781	77,227,451	0	CI DI PI VE
OHIO CASUALTY INS CO, THE	OH	24074	(513)603-2250	4,581,054,663	3,224,622,680	1,356,431,987	7,401,984	CW DI MT PI SU VE
OHIO FARMERS INS CO	OH	24104	(330)887-0101	1,588,895,038	323,528,714	1,265,366,324	37,552	CW DI MT PI SU VE
OHIO INDEMNITY CO	OH	26565	(614)228-2800	110,764,578	65,699,539	45,065,039	12,998	CI MT SU VE
OHIO NATIONAL LIFE ASSURANCE CORP	OH	89206	(513)794-6100	2,690,965,634	2,502,344,161	188,621,474	2,606,567	DI LI VL
OHIO NATIONAL LIFE INS CO, THE	OH	67172	(513)794-6100	13,004,212,920	12,209,265,141	794,947,779	38,195,079	DI LI VA VL

Company Names: **CO** = COMPANY **CORP** = CORPORATION **INS** = INSURANCE **RRG** = RISK RETENTION GROUP  
 Authorized Lines: **CE** = CERTIFICATE OF EXEMPTION ( WITH LINES OF AUTHORITY )  
**CI** = CASUALTY **CP** = CAPTIVE INSURER **CW** = CASUALTY WITH WORKERS' COMPENSATION **DI** = DISABILITY **DS** = DENTAL SERVICE  
**HC** = HEALTH CARE SERVICES ORGANIZATION **HS** = HOSPITAL SERVICE **LC** = LIFE CARE PROVIDER **LP** = LIFE CARE PROVIDER PROVISIONAL PERMIT  
**LI** = LIFE **LR** = LIFE AND DISABILITY REINSURANCE **MG** = MORTGAGE GUARANTY **MR** = MECHANICAL REIMBURSEMENT REINSURANCE **MS** = MEDICAL SERVICE  
**MT** = MARINE AND TRANSPORTATION **OS** = OPTOMETRIC SERVICE **PD** = PREPAID DENTAL PLAN **PI** = PROPERTY **PL** = PREPAID LEGAL  
**RG** = DOMESTIC RISK RETENTION GROUP **SU** = SURETY **TI** = TITLE **UR** = UNAFFILIATED CREDIT LIFE AND DISABILITY REINSURANCE **VA** = VARIABLE ANNUITY  
**VE** = VEHICLE **VL** = VARIABLE LIFE

Financial information is as of 12/31/2007 unless alternative fiscal year end is indicated.

† Fiscal year financial information due August 1 or November 1, 2008 pursuant to A.R.S. § 20-1083.

‡ Financial information was not required during this period or is not available due to regulatory action or notification of merger or withdrawal.

\* DBA (Doing Business As)

\*\* Life Care Facility

**INSURERS AUTHORIZED IN ARIZONA AS OF DECEMBER 31, 2007 - (continued)**

NAME	DOMICILE	NAIC #	TELEPHONE	ASSETS	LIABILITIES	CAPITAL & SURPLUS	ARIZONA PREMIUMS	AUTHORIZED LINES
OHIO SECURITY INS CO	OH	24082	(513)603-2250	13,257,805	1,177	13,256,629	5,874	CW MT PI SU VE
OHIO STATE LIFE INS CO, THE	TX	67180	(816)391-2000	9,326,447	2,616,997	6,709,450	662,835	DI LI
OLD AMERICAN INS CO	MO	67199	(816)753-7000	245,541,808	223,451,048	22,090,764	1,418,102	DI LI
OLD RELIANCE INS CO	AZ	67253	(719)457-7562	3,691,024	2,039,331	1,651,693	619,318	DI LI
OLD REPUBLIC GENERAL INS CORP	IL	24139	(312)346-8100	991,315,714	716,297,397	275,018,317	5,383,670	CW DI MT PI SU VE
OLD REPUBLIC INS CO	PA	24147	(724)834-5000	2,427,802,795	1,554,917,432	872,885,363	26,055,097	CW DI MT PI SU VE
OLD REPUBLIC LIFE INS CO	IL	67261	(312)726-0309	162,491,182	119,474,979	43,016,203	781,391	DI LI
OLD REPUBLIC LIFE INS CO OF ARIZONA	AZ	11556	(312)346-8100	755,971	21,112	734,858	0	LR
OLD REPUBLIC MERCANTILE INS CO	IL	33715	(312)346-8100	3,577,687	18,509	3,559,178	0	CW MT PI VE
OLD REPUBLIC NATIONAL TITLE INS CO	MN	50520	(612)371-1111	484,403,894	368,402,069	116,001,825	10,045,855	TI
OLD REPUBLIC SECURITY ASSURANCE CO	AZ	35424	(918)307-1000	110,495,291	42,480,833	68,014,458	(1,051,804)	CI DI MT PI SU VE
OLD REPUBLIC SURETY CO	WI	40444	(262)797-2640	99,113,070	53,428,514	45,684,556	701,851	SU
OLD UNITED CASUALTY CO	KS	37060	(913)432-6400	365,925,468	220,075,317	145,850,151	3,788,372	CI DI MT PI SU VE
OLD UNITED LIFE INS CO	AZ	76007	(602)230-1051	73,460,573	38,819,472	34,641,101	3,245,130	DI LI
OLIVIA LIFE INS CO	AZ	---	(402)392-4950	Financial Information Not Available †				UR
OM FINANCIAL LIFE INS CO	MD	63274	(410)895-0100	18,202,294,476	17,499,580,767	702,713,709	92,202,402	DI LI VA VL
OMAHA INDEMNITY CO, THE	WI	12254	(402)351-5468	24,766,791	9,142,716	15,624,074	0	CI DI MT PI SU VE
OMNI INS CO	IL	39098	(217)525-0700	164,277,547	88,934,061	75,343,486	135,769	CI MT PI VE
OMS NATIONAL INS CO, RRG	IL	44121	(847)384-0041	272,730,067	189,779,139	82,950,928	1,154,649	CI
ONEBEACON AMERICA INS CO	MA	20621	(617)725-6000	904,285,713	471,229,674	433,056,039	9,941,578	CW DI MT PI SU VE
ONEBEACON INS CO	PA	21970	(617)725-6000	3,494,072,143	1,854,196,865	1,639,875,278	1,795,627	CW MT PI SU VE
ONECIS INS CO	IL	15385	(954)236-8100	6,760,263	3,885,332	2,874,931	0	CI
ONENATION INS CO	IN	85286	(317)488-6000	93,780,472	902,862	92,877,608	752	DI LI
OOIDA *	VT	10353	(202)471-5944	63,392,655	49,579,574	13,813,080	407,893	CI VE
OPHTHALMIC MUTUAL INS. CO., RRG	VT	44105	(802)863-5774	187,226,481	106,620,745	80,605,736	2,187,717	CI
OPTIMUM RE INS CO	TX	88099	(214)528-2020	65,528,138	42,016,789	23,511,349	0	DI LI
ORANGE COUNTY MEDICAL RECIPROCAL INS CO, A RRG	AZ	12183	(941)955-0793	2,423,742	1,505,294	918,448	0	RG
ORANGE SECURITY LIFE INS CO	AZ	---	(402)397-1111	Financial Information Not Available †				UR
ORDER OF UNITED COMMERCIAL TRAVELERS OF AMERICA	OH	56383	(614)228-3276	18,612,494	14,616,239	3,996,255	2,456,113	DI LI
ORDINARY MUTUAL, A RRG CORP	VT	10171	(802)264-4592	44,142,943	28,162,642	15,980,301	795,322	CI
OSPREY INS CO	AZ	---	(888)872-7475	Financial Information Not Available				CP
OWNERS INS CO	OH	32700	(517)323-1200	2,371,220,207	1,520,257,131	850,963,076	55,466,726	CW MT PI SU VE
OXFORD LIFE INS CO	AZ	76112	(888)757-3732	535,776,902	411,599,072	124,177,832	1,428,976	DI LI
OZARK NATIONAL LIFE INS CO	MO	67393	(816)842-6300	586,246,729	499,120,317	87,126,412	438,645	DI LI
PACIFIC CAPTIVE INS CO, INC.	AZ	---	(480)563-2315	Financial Information Not Available				CP
PACIFIC CENTURY LIFE INS CORP	AZ	93815	(602)200-6900	331,090,907	4,117,568	326,973,339	0	DI LI
PACIFIC EMPLOYERS INS CO	PA	22748	(215)640-1000	2,385,907,661	1,691,382,683	694,524,978	63,619	CW DI MT PI SU VE
PACIFIC GUARDIAN LIFE INS CO, LTD.	HI	64343	(808)955-2236	436,674,396	346,297,247	90,377,149	168,238	DI LI
PACIFIC INDEMNITY CO	WI	20346	(908)903-2000	5,636,175,867	3,793,312,502	1,842,863,365	30,732,685	CW DI MT PI SU VE

Company Names: CO = COMPANY CORP = CORPORATION INS = INSURANCE RRG = RISK RETENTION GROUP  
 Authorized Lines: CE = CERTIFICATE OF EXEMPTION ( WITH LINES OF AUTHORITY )  
 CI = CASUALTY CP = CAPTIVE INSURER CW = CASUALTY WITH WORKERS' COMPENSATION DI = DISABILITY DS = DENTAL SERVICE  
 HC = HEALTH CARE SERVICES ORGANIZATION HS = HOSPITAL SERVICE LC = LIFE CARE PROVIDER LP = LIFE CARE PROVIDER PROVISIONAL PERMIT  
 LI = LIFE LR = LIFE AND DISABILITY REINSURANCE MG = MORTGAGE GUARANTY MR = MECHANICAL REIMBURSEMENT REINSURANCE MS = MEDICAL SERVICE  
 MT = MARINE AND TRANSPORTATION OS = OPTOMETRIC SERVICE PD = PREPAID DENTAL PLAN PI = PROPERTY PL = PREPAID LEGAL  
 RG = DOMESTIC RISK RETENTION GROUP SU = SURETY TI = TITLE UR = UNAFFILIATED CREDIT LIFE AND DISABILITY REINSURANCE VA = VARIABLE ANNUITY  
 VE = VEHICLE VL = VARIABLE LIFE

Financial information is as of 12/31/2007 unless alternative fiscal year end is indicated.

† Fiscal year financial information due August 1 or November 1, 2008 pursuant to A.R.S. § 20-1083.

‡ Financial information was not required during this period or is not available due to regulatory action or notification of merger or withdrawal.

\* DBA (Doing Business As)

\*\* Life Care Facility

**INSURERS AUTHORIZED IN ARIZONA AS OF DECEMBER 31, 2007 - (continued)**

NAME	DOMICILE	NAIC #	TELEPHONE	ASSETS	LIABILITIES	CAPITAL & SURPLUS	ARIZONA PREMIUMS	AUTHORIZED LINES
PACIFIC LIFE & ANNUITY CO	AZ	97268	(800)800-7946	2,415,294,899	2,046,221,164	369,073,735	1,654,533	DI LI VA VL
PACIFIC LIFE INS CO	NE	67466	(949)219-3011	96,551,165,675	92,843,190,541	3,707,975,134	263,079,139	DI LI VA VL
PACIFIC NORTHWEST TITLE INS CO, INC.	WA	50970	(206)622-1040	30,705,791	15,548,948	15,156,843	0	TI
PACIFIC SPECIALTY INS CO	CA	37850	(650)780-4800	257,815,574	120,710,725	137,104,849	3,052,609	CI MT PI VE
PACIFICARE LIFE AND HEALTH INS CO	IN	70785	(714)226-3849	896,091,832	343,899,990	552,191,842	46,975,899	DI LI
PACIFICARE LIFE ASSURANCE CO	CO	84506	(714)226-3849	229,623,981	94,439,143	135,184,837	42,421,032	DI LI
PACIFICARE OF ARIZONA, INC.	AZ	95617	(714)226-3881	308,948,334	139,266,061	169,682,273	1,251,081,817	HC
PACO ASSURANCE CO, INC.	IL	10222	(615)371-8776	42,006,203	20,433,824	21,572,379	203,264	CI
PACWEST CAPTIVE INS CO, INC.	FY Ending 09/30/2007 AZ	---	(480)563-2315	Financial Information Not Available				CP
PAN-AMERICAN ASSURANCE CO	LA	93459	(504)566-1300	22,386,998	5,896,398	16,490,600	328,075	DI LI
PAN-AMERICAN LIFE INS CO	LA	67539	(504)566-1300	1,582,707,720	1,276,224,561	306,483,159	613,688	DI LI VA
PARAGON INS CO	AZ	---	(602)427-3251	Financial Information Not Available				CP
PARATRANSIT INS CO, A MUTUAL RRG	TN	44130	(802)229-5042	20,880,214	13,588,066	7,292,148	0	CI
PARIS RE AMERICA INS CO	DE	11835	(301)961-3211	55,752,790	3,773,351	51,979,439	0	CI DI MT PI SU VE
PARK AVENUE LIFE INS CO	DE	60003	(610)807-7020	434,885,522	284,354,078	150,531,445	28,846	DI LI
PARK TWO LIFE INS CO	AZ	---	(847)572-6864	Financial Information Not Available †				UR
PARKER CENTENNIAL ASSURANCE CO	WI	71099	(715)346-6000	63,875,548	24,377,371	39,498,178	0	DI LI
PARTNER REINSURANCE CO OF THE U.S.	NY	38636	(203)485-4200	3,213,599,640	2,536,519,013	677,080,627	0	CW DI MT PI SU VE
PARTNERRE INS CO OF NEW YORK	NY	10006	(203)485-4200	112,805,585	12,968,146	99,837,439	0	CW MT PI SU VE
PATHFINDER INS CO	CO	22250	(802)652-1556	10,656,372	2,003,732	8,652,640	0	CI VE
PATRIOT GENERAL INS CO	WI	23442	(715)346-6000	22,168,482	1,121,440	21,047,042	7,632	CI MT PI VE
PAUL REVERE LIFE INS CO	MA	67598	(423)755-1011	4,920,983,852	4,462,247,601	458,736,251	5,616,056	DI LI
PAUL REVERE VARIABLE ANNUITY INS CO	MA	67601	(423)755-1011	132,607,770	18,561,392	114,046,378	103,927	DI LI
PEACHTREE CASUALTY INS CO	FL	25755	(770)436-7575	10,682,519	4,050,445	6,632,074	0	VE
PEAK PROPERTY AND CASUALTY INS CORP	WI	18139	(715)346-6000	24,987,288	11,122,356	13,864,932	1,137,180	CI MT PI VE
PEDIATRICIANS INS RRG OF AMERICA	DC	11772	(202)471-5944	3,409,460	1,556,460	1,853,000	0	CI
PEERLESS INDEMNITY INS CO	IL	18333	(617)357-9500	196,263,441	29,367,800	166,895,641	138,285	CW MT PI SU VE
PEERLESS INS CO	NH	24198	(617)357-9500	6,025,003,036	4,554,695,451	1,470,307,585	1,674,046	CI DI MT PI SU VE
PEGASUS INS CO, INC.	OK	38474	(904)285-1747	11,252,518	4,323,571	6,928,944	0	CW VE
PEKIN FINANCIAL LIFE INS CO	AZ	72362	(602)266-1166	679,289	276,305	402,984	0	LR
PENINSULAR LIFE INS CO	PA	67636	<i>Name changed 5/2/07, now known as SIGNIFICA INS GROUP, INC.</i>					
PENN INS AND ANNUITY CO, THE	DE	93262	(215)956-9177	1,117,455,520	1,000,193,373	117,262,147	1,168,073	DI LI VA VL
PENN MUTUAL LIFE INS CO, THE	PA	67644	(215)956-8000	10,546,348,301	9,244,137,484	1,302,210,818	34,272,080	DI LI VA VL
PENN TREATY NETWORK AMERICA INS CO	PA	63282	(610)965-2222	1,039,140,838	1,014,049,860	25,090,978	11,564,153	DI LI
PENN-AMERICA INS CO	PA	32859	(610)664-1500	367,631,372	169,477,678	198,153,693	218,941	CI MT PI VE
PENN-OHIO LIFE INS CO	AZ	---	(602)427-3251	Financial Information Not Available				CP
PENNSYLVANIA GENERAL INS CO	PA	21962	(781)332-7000	472,682,136	282,539,554	190,142,582	740,097	CW MT PI SU VE
PENNSYLVANIA LIFE INS CO	PA	67660	(407)628-1776	1,180,290,072	1,043,466,344	136,823,729	4,736,867	DI LI
PENNSYLVANIA LUMBERMENS MUTUAL INS CO	PA	14974	(215)625-9233	312,921,426	201,056,955	111,864,470	76,723	CW MT PI SU VE

Company Names: CO = COMPANY CORP = CORPORATION INS = INSURANCE RRG = RISK RETENTION GROUP  
 Authorized Lines: CE = CERTIFICATE OF EXEMPTION ( WITH LINES OF AUTHORITY )  
 CI = CASUALTY CP = CAPTIVE INSURER CW = CASUALTY WITH WORKERS' COMPENSATION DI = DISABILITY DS = DENTAL SERVICE  
 HC = HEALTH CARE SERVICES ORGANIZATION HS = HOSPITAL SERVICE LC = LIFE CARE PROVIDER LP = LIFE CARE PROVIDER PROVISIONAL PERMIT  
 LI = LIFE LR = LIFE AND DISABILITY REINSURANCE MG = MORTGAGE GUARANTY MR = MECHANICAL REIMBURSEMENT REINSURANCE MS = MEDICAL SERVICE  
 MT = MARINE AND TRANSPORTATION OS = OPTOMETRIC SERVICE PD = PREPAID DENTAL PLAN PI = PROPERTY PL = PREPAID LEGAL  
 RG = DOMESTIC RISK RETENTION GROUP SU = SURETY TI = TITLE UR = UNAFFILIATED CREDIT LIFE AND DISABILITY REINSURANCE VA = VARIABLE ANNUITY  
 VE = VEHICLE VL = VARIABLE LIFE

Financial information is as of 12/31/2007 unless alternative fiscal year end is indicated.  
 † Fiscal year financial information due August 1 or November 1, 2008 pursuant to A.R.S. § 20-1083.  
 ‡ Financial information was not required during this period or is not available due to regulatory action or notification of merger or withdrawal.  
 \* DBA (Doing Business As)  
 \*\* Life Care Facility



**INSURERS AUTHORIZED IN ARIZONA AS OF DECEMBER 31, 2007 - (continued)**

NAME	DOMICILE	NAIC #	TELEPHONE	ASSETS	LIABILITIES	CAPITAL & SURPLUS	ARIZONA PREMIUMS	AUTHORIZED LINES	
PENNSYLVANIA MANUFACTURERS' ASSOCIATION INS CO	PA	12262	(610)397-5000	678,818,526	471,263,829	207,554,697	817,863	CW MT PI VE	
PENNSYLVANIA MANUFACTURERS INDEMNITY CO	PA	41424	(610)397-5000	205,695,955	137,909,788	67,786,167	154,402	CW DI MT PI SU VE	
PENNSYLVANIA NATIONAL MUTUAL CASUALTY INS CO	PA	14990	(717)234-4941	1,059,354,947	619,433,959	439,920,988	(3,285)	CW DI MT PI SU VE	
PERICO LIFE INS CO	DE	85561	(314)965-5675	50,960,307	19,353,896	31,606,411	269,231	DI LI	
PERMANENT GENERAL ASSURANCE CORP	TN	37648	(615)242-1961	220,086,491	145,690,831	74,395,660	5,867,991	CI PI SU VE	
PETROLEUM CASUALTY CO	TX	12297	(713)680-7066	19,945,492	7,173,290	12,772,202	21,158	CW DI MT PI SU VE	
PHARMACARE CAPTIVE RE, LTD.	AZ	---	(602)427-3251	Financial Information Not Available				CP	
PHARMACISTS LIFE INS CO, THE	IA	90247	(515)295-2461	37,174,626	30,362,716	6,811,910	139,315	LI	
PHARMACISTS MUTUAL INS CO	IA	13714	(515)295-2461	197,395,897	129,228,113	68,167,784	3,748,251	CW MT PI SU VE	
PHILADELPHIA AMERICAN LIFE INS CO	TX	67784	(281)368-7200	187,708,684	168,161,848	19,546,836	318,134	DI LI	
PHILADELPHIA INDEMNITY INS CO	PA	18058	(610)617-7900	3,328,324,362	2,159,275,247	1,169,049,114	32,591,869	CI MT VE	
PHILADELPHIA REINSURANCE CORP	PA	12319	(215)665-5001	150,519,223	74,908,542	75,610,681	0	SUSPENDED	
PHL VARIABLE INS CO	CT	93548	(860)403-5000	5,342,708,080	5,175,271,648	167,436,432	23,769,142	DI LI VA VL	
PHOENIX INDEMNITY INS CO	AZ	34037	(817)348-1600	170,102,960	123,986,021	46,116,939	14,926,981	CI DI MT PI SU VE	
PHOENIX INS CO	CT	25623	(860)277-0111	3,569,463,726	2,395,810,759	1,173,652,967	5,107,166	CW MT PI SU VE	
PHOENIX LIFE AND ANNUITY CO	CT	93734	(860)403-5000	65,294,334	45,235,810	20,058,524	288,927	DI LI VL	
PHOENIX LIFE INS CO	NY	67814	(860)403-5000	16,714,605,994	15,866,488,574	848,117,420	6,063,619	DI LI VA VL	
PHP RRG, LIMITED	AZ	12995	(602)427-3251	4,575,546	1,344,707	3,230,839	0	RG	
PHYSICIANS COMPLIANCE LIABILITY CO, A RRG	NV	12350	(775)322-6636	511,379	3,507	507,872	0	CI	
PHYSICIANS LIFE INS CO	NE	72125	(402)633-1000	1,290,549,948	1,206,046,568	84,503,380	5,474,186	DI LI	
PHYSICIANS MUTUAL INS CO	NE	80578	(402)633-1000	1,389,129,257	629,102,448	760,026,809	7,362,690	DI	
PHYSICIANS SPECIALTY LTD. RRG	SC	11513	(843)766-2327	11,673,752	5,821,069	5,852,683	0	CI	
PINNACLE RRG, INC.	DC	11858	(202)471-5944	2,079,290	953,830	1,125,460	5,265	CI	
PIONEER AMERICAN INS CO	TX	67873	(254)753-0123	47,128,954	36,266,942	10,862,012	37,434	DI LI	
PIONEER GENERAL INS CO	CO	12670	(303)758-8122	12,052,749	5,463,412	6,589,337	558,858	SU	
PIONEER INS CO	MN	40312	<i>Name changed 6/11/07, now known as PIONEER SPECIALTY INS CO</i>						
PIONEER MUTUAL LIFE INS CO, A STOCK SUBSIDIARY OF AMERICAN UNITED MUTUAL INSURANCE HOLDING COMPANY	ND	67911	(701)297-5700	458,568,762	429,136,446	29,432,316	2,027,350	DI LI	
PIONEER SPECIALTY INS CO	MN	40312	(952)921-9250	30,384,503	14,739,849	15,644,654	0	CI MT PI	
PLANS' LIABILITY INS CO	OH	26794	(630)472-7700	88,838,160	38,904,818	49,933,342	0	CI SU	
PLATEAU INS CO	TN	97152	(931)484-8411	18,419,713	12,244,777	6,174,936	0	DI LI	
PLATTE RIVER INS CO	NE	18619	(608)231-4450	156,431,613	116,251,557	40,180,056	1,937,935	CW MT PI SU VE	
PLAZA INS CO	MO	30945	(816)412-2800	10,645,206	360,769	10,284,437	0	CI MT PI SU VE	
PMA CAPITAL INS CO	PA	39675	(215)665-5000	373,457,953	325,877,896	47,580,057	0	CI MT PI SU VE	
PMI INS CO.	AZ	10287	(925)658-7878	556,702,219	487,884,130	68,818,089	0	MG	
PMI MORTGAGE GUARANTY CO.	AZ	10670	(925)658-7878	13,943,425	7,369,043	6,574,382	0	MG	
PMI MORTGAGE INS CO.	AZ	27251	(925)658-7878	3,682,586,137	3,187,128,826	495,457,311	19,082,628	MG	
PMI REINSURANCE CO.	AZ	12917	(800)288-1970	12,458,577	146,687	12,311,890	0	MG	
PODIATRY INS CO OF AMERICA, A MUTUAL COMPANY	IL	14460	(615)371-8776	266,390,266	185,602,778	80,787,488	1,669,318	CI	

Company Names: CO = COMPANY CORP = CORPORATION INS = INSURANCE RRG = RISK RETENTION GROUP  
 CE = CERTIFICATE OF EXEMPTION ( WITH LINES OF AUTHORITY )  
 Authorized Lines: CI = CASUALTY CP = CAPTIVE INSURER CW = CASUALTY WITH WORKERS' COMPENSATION DI = DISABILITY DS = DENTAL SERVICE  
 HC = HEALTH CARE SERVICES ORGANIZATION HS = HOSPITAL SERVICE LC = LIFE CARE PROVIDER LP = LIFE CARE PROVIDER PROVISIONAL PERMIT  
 LI = LIFE LR = LIFE AND DISABILITY REINSURANCE MG = MORTGAGE GUARANTY MR = MECHANICAL REIMBURSEMENT REINSURANCE MS = MEDICAL SERVICE  
 MT = MARINE AND TRANSPORTATION OS = OPTOMETRIC SERVICE PD = PREPAID DENTAL PLAN PI = PROPERTY PL = PREPAID LEGAL  
 RG = DOMESTIC RISK RETENTION GROUP SU = SURETY TI = TITLE UR = UNAFFILIATED CREDIT LIFE AND DISABILITY REINSURANCE VA = VARIABLE ANNUITY  
 VE = VEHICLE VL = VARIABLE LIFE

Financial information is as of 12/31/2007 unless alternative fiscal year end is indicated.  
 † Fiscal year financial information due August 1 or November 1, 2008 pursuant to A.R.S. § 20-1083.  
 ‡ Financial information was not required during this period or is not available due to regulatory action or notification of merger or withdrawal.  
 \* DBA (Doing Business As)  
 \*\* Life Care Facility

**INSURERS AUTHORIZED IN ARIZONA AS OF DECEMBER 31, 2007 - (continued)**

NAME	DOMICILE	NAIC #	TELEPHONE	ASSETS	LIABILITIES	CAPITAL & SURPLUS	ARIZONA PREMIUMS	AUTHORIZED LINES
POLISH NATIONAL ALLIANCE OF THE U.S. OF N.A.	IL	57622	(773)286-0500	435,039,878	399,795,465	35,244,412	20,525	DI LI
PRAETORIAN INS CO	IL	37257	(212)805-9700	1,290,261,499	829,239,264	461,022,235	12,172,104	CW DI MT PI SU VE
PRECEDENT INS CO	AZ	---	(602)427-3251	Financial Information Not Available				CP
PREFERRED CARE LIFE INS CO	AZ	60072	(602)254-5866	176,689	10,365	166,324	0	LR
PREFERRED CONTRACTORS INS CO, RRG, LLC	MT	12497	(877)587-1763	21,280,830	15,769,908	5,510,923	640,581	CI
PREFERRED PHYSICIANS MEDICAL RRG, INC.	MO	44083	(913)262-2332	144,230,934	91,189,148	53,041,786	7,541,662	CI
PREFERRED PROFESSIONAL INS CO	NE	36234	(402)392-1566	305,143,829	186,501,655	118,642,174	8,377	CW PI VE
PREMIER ACCESS INS CO	CA	60237	(916)563-6027	32,923,771	10,801,981	22,121,790	2,133,619	DI
PREMIER CHOICE DENTAL, INC.	AZ	95224	(714)480-3000	1,390,543	1,206,690	183,853	1,202,728	PD
PREMIER GROUP INS CO	TN	10800	(615)278-1225	47,811,776	23,116,886	24,694,890	44,992	CW
PREMIER PHYSICIANS INS CO, INC., A RRG	NV	12613	(775)887-2480	7,643,629	3,773,473	3,870,156	146,216	CI
PRENEED REINSURANCE CO OF AMERICA	AZ	11155	(608)257-5611	8,399,324	1,119,572	7,279,753	0	LR
PRE-PAID LEGAL CASUALTY, INC.	OK	37869	(580)436-1234	26,761,856	3,352,995	23,408,861	11,103,768	PL
PRESIDENTIAL LIFE INS CO	NY	68039	(914)358-2300	3,925,691,691	3,565,319,149	360,372,542	1,013,249	DI LI
PRIMERICA LIFE INS CO	MA	65919	(770)564-5172	5,895,972,126	4,241,123,623	1,654,848,504	31,077,821	DI LI
PRIMERO INS CO	NV	11855	(800)925-8185	14,664,512	8,683,628	5,980,884	724,141	CI PI VE
PRINCETON INS CO	NJ	42226	(609)452-9404	1,012,875,372	743,042,766	269,832,606	0	CW DI MT PI
PRINCIPAL HEALTH INS CO	IA	71161	(515)247-5111	11,580,630	127,726	11,452,904	0	DI LI
PRINCIPAL LIFE INS CO	IA	61271	(515)247-5111	135,714,881,712	132,017,396,021	3,697,485,690	104,984,735	DI LI VA VL
PRIVATE RESIDENTIAL MORTGAGE INS CORP	NC	37095	<i>Name changed 7/12/07, now known as GENWORTH FINANCIAL ASSURANCE CORP</i>					
PROBUILDERS SPECIALTY INS CO, RRG	DC	11671	(770)257-1777	227,675,528	208,228,330	19,447,198	2,003,567	CI
PROCENTURY INS CO	TX	21903	(614)895-2000	55,989,639	26,478,427	29,511,212	0	CI MT PI SU VE
PRODUCERS AGRICULTURE INS CO	TX	34312	(806)372-6785	103,102,226	70,147,558	32,954,668	2,781,305	PI
PROFESSIONAL INS CO	TX	68047	(781)446-1173	97,315,240	66,920,630	30,394,610	1,019,605	DI LI
PROFESSIONAL LIABILITY INS CO OF AMERICA	NY	12513	(314)719-2207	49,311,197	26,959,664	22,351,533	0	MT PI
PROFESSIONAL SECURITY INS CO	AZ	11811	(800)282-4882	18,725,477	993,474	17,732,003	0	CI
PROFESSIONAL SOLUTIONS INS CO	IA	11127	(515)313-4527	12,474,816	3,304,106	9,170,710	30	CI PI
PROFESSIONALS ADVOCATE INS CO	MD	29017	(410)785-0050	96,605,888	53,044,766	43,561,122	0	CI PI SU
PROFESSIONALS DIRECT INS CO	MI	25585	(616)456-8899	44,980,190	30,015,513	14,964,677	2,389,796	CI
PROGRAMMED LIFE INS CO	AZ	64866	(303)790-2090	169,642	8,604	161,039	0	LR
PROGRESSIVE ADVANCED INS CO	OH	11851	(440)461-5000	147,948,481	101,972,978	45,975,503	158,596,178	CI MT PI VE
PROGRESSIVE CASUALTY INS CO	OH	24260	(440)461-5000	4,772,594,188	3,518,727,099	1,253,867,089	33,152,954	CI MT PI SU VE
PROGRESSIVE CLASSIC INS CO	WI	42994	(440)461-5000	334,356,992	253,900,127	80,456,865	120,669	CI MT PI SU VE
PROGRESSIVE MAX INS CO	OH	24279	(440)461-5000	236,237,003	167,106,584	69,130,419	0	CI MT PI VE
PROGRESSIVE NORTHERN INS CO	WI	38628	(440)461-5000	1,167,167,632	852,243,382	314,924,250	0	CI MT PI SU VE
PROGRESSIVE NORTHWESTERN INS CO	OH	42919	(440)461-5000	1,140,998,157	820,985,013	320,013,144	9,367,633	CI MT PI VE
PROGRESSIVE PALOVERDE INS CO	IN	44695	(440)461-5000	56,582,958	37,492,090	19,090,868	3,129,619	CI MT VE
PROGRESSIVE PREFERRED INS CO	OH	37834	(440)461-5000	587,010,719	426,936,383	160,074,336	101,314,417	CI MT PI SU VE
PROGRESSIVE SPECIALTY INS CO	OH	32786	(440)461-5000	1,152,639,349	484,184,926	668,454,423	0	CI MT PI SU VE

Company Names: **CO** = COMPANY **CORP** = CORPORATION **INS** = INSURANCE **RRG** = RISK RETENTION GROUP  
 Authorized Lines: **CE** = CERTIFICATE OF EXEMPTION ( WITH LINES OF AUTHORITY )  
**CI** = CASUALTY **CP** = CAPTIVE INSURER **CW** = CASUALTY WITH WORKERS' COMPENSATION **DI** = DISABILITY **DS** = DENTAL SERVICE  
**HC** = HEALTH CARE SERVICES ORGANIZATION **HS** = HOSPITAL SERVICE **LC** = LIFE CARE PROVIDER **LP** = LIFE CARE PROVIDER PROVISIONAL PERMIT  
**LI** = LIFE **LR** = LIFE AND DISABILITY REINSURANCE **MG** = MORTGAGE GUARANTY **MR** = MECHANICAL REIMBURSEMENT REINSURANCE **MS** = MEDICAL SERVICE  
**MT** = MARINE AND TRANSPORTATION **OS** = OPTOMETRIC SERVICE **PD** = PREPAID DENTAL PLAN **PI** = PROPERTY **PL** = PREPAID LEGAL  
**RG** = DOMESTIC RISK RETENTION GROUP **SU** = SURETY **TI** = TITLE **UR** = UNAFFILIATED CREDIT LIFE AND DISABILITY REINSURANCE **VA** = VARIABLE ANNUITY  
**VE** = VEHICLE **VL** = VARIABLE LIFE

Financial information is as of 12/31/2007 unless alternative fiscal year end is indicated.  
 † Fiscal year financial information due August 1 or November 1, 2008 pursuant to A.R.S. § 20-1083.  
 ‡ Financial information was not required during this period or is not available due to regulatory action or notification of merger or withdrawal.  
 \* DBA (Doing Business As)  
 \*\* Life Care Facility

**INSURERS AUTHORIZED IN ARIZONA AS OF DECEMBER 31, 2007 - (continued)**

NAME	DOMICILE	NAIC #	TELEPHONE	ASSETS	LIABILITIES	CAPITAL & SURPLUS	ARIZONA PREMIUMS	AUTHORIZED LINES
PROGRESSIVE WEST INS CO	OH	27804	(440)461-5000	168,758,721	125,074,639	43,684,082	0	CI MT PI SU VE
PROPERTY AND CASUALTY INS CO OF HARTFORD	IN	34690	(860)547-5000	209,501,417	111,728,738	97,772,679	24,497,643	CW DI MT PI SU VE
PROSELECT NATIONAL INS CO, INC.	AZ	20400	(617)330-1755	11,518,368	67,512	11,450,856	0	CI MT PI VE
PROTECTION LIFE INS CO	AZ	---	(602)200-6900	Financial Information Not Available †				UR
PROTECTIVE INS CO	IN	12416	(317)636-9800	619,784,943	260,152,011	359,632,932	967,547	CW DI MT PI SU VE
PROTECTIVE LIFE AND ANNUITY INS CO	AL	88536	(205)879-9230	620,997,170	582,999,560	37,997,610	75,639	DI LI
PROTECTIVE LIFE INS CO	TN	68136	(205)879-9230	25,800,879,575	24,003,934,989	1,796,944,586	114,678,668	DI LI VA VL
PROVIDENCE ASSURANCE, INC.	AZ	---	(602)337-6275	Financial Information Not Available				CP
PROVIDENCE PROPERTY & CASUALTY INS CO	OK	28711	(214)618-6900	86,257,151	65,008,412	21,248,739	327,568	CW PI
PROVIDENCE WASHINGTON INS CO	RI	24295	(401)453-7163	172,683,292	135,780,134	36,903,158	0	CW MT PI SU VE
PROVIDENT AMERICAN INS CO	TX	68179	(214)696-9091	16,044,651	14,069,374	1,975,277	39,612	DI LI
PROVIDENT AMERICAN LIFE & HEALTH INS CO	OH	67903	(903)722-1110	10,588,092	7,490,826	3,097,266	31,660	DI LI
PROVIDENT INS CO OF IDAHO, INC.	AZ	---	(602)266-1166	Financial Information Not Available				CP
PROVIDENT LIFE AND ACCIDENT INS CO	TN	68195	(423)755-1011	7,735,411,139	7,300,341,025	435,070,114	20,196,694	DI LI
PRUCO LIFE INS CO	AZ	79227	(973)802-6000	27,253,774,296	26,480,914,624	772,859,672	39,193,284	DI LI VA VL
PRUDENTIAL ARIZONA REINSURANCE CAPTIVE CO	AZ	---	(602)337-6300	Financial Information Not Available				CP
PRUDENTIAL INS CO OF AMERICA, THE	NJ	68241	(877)301-1212	252,761,434,698	245,780,640,196	6,980,794,502	226,774,680	DI LI VA VL
PRUDENTIAL RETIREMENT INS AND ANNUITY CO	CT	93629	(860)534-2000	61,437,059,037	60,491,443,609	945,615,428	4,925	DI LI VA VL
PUBLIC SERVICE MUTUAL INS CO	NY	15059	(212)591-9500	669,338,875	393,394,149	275,944,726	2,794,979	CW MT PI SU VE
PUEBLO NORTE SENIOR LIVING COMMUNITY **	MD	---	(617)796-8350	1,112,000	9,958,000	(8,846,000)	0	LC
PUTNAM REINSURANCE CO	NY	35157	(212)770-2000	554,022,450	402,302,542	151,719,908	0	CI DI MT PI SU VE
PXRE REINSURANCE CO	CT	29807	(908)906-8100	275,889,240	136,248,644	139,640,596	0	CI DI MT PI SU VE
PYRAMID LIFE INS CO, THE	KS	68284	(407)996-4519	462,012,921	311,521,532	150,491,388	19,943,777	DI LI
QBE INS CORP	PA	39217	(212)422-1212	469,671,150	308,087,485	161,583,665	7,912,023	CW DI MT PI SU VE
QBE REINSURANCE CORP	PA	10219	(212)422-1212	1,258,548,789	689,395,540	569,153,249	0	CI DI MT PI SU VE
QCS INS CO	AZ	---	(480)563-2315	Financial Information Not Available				CP
QUANTA INDEMNITY CO	CO	23752	(212)373-1800	231,835,213	147,342,208	84,493,005	(338,055)	CW MT PI SU VE
R&Q REINSURANCE CO	PA	22705	(267)765-3792	288,294,195	262,946,370	25,347,825	0	CW DI MT PI SU VE
R.V.I. NATIONAL INS CO	CT	23132	(203)975-2100	15,285,922	903,520	14,382,402	0	DI MT SU
RADIAN ASSET ASSURANCE INC.	NY	36250	(212)983-5859	2,529,830,714	1,392,450,672	1,137,380,043	0	CI SU
RADIAN GUARANTY INC.	PA	33790	(800)523-1988	4,067,711,515	3,883,312,022	184,399,493	29,442,495	MG
RADIAN MORTGAGE INS INC.	AZ	33944	(215)564-6600	61,669,119	32,604,588	29,064,531	0	MG
RAINIER INS CO	AZ	43915	(206)763-1135	29,224,701	9,463,225	19,761,476	30,820	CW MT PI SU VE
RAMPART INS CO	NY	38512	(212)480-0570	82,251,170	51,873,158	30,378,012	0	CW PI SU VE
RANCHERS AND FARMERS INS CO	TX	11853	(409)924-8200	8,977,425	2,669,851	6,307,575	1,435	CI MT PI
REASSURE AMERICA LIFE INS CO	IN	70211	(260)435-8650	18,276,974,513	17,780,874,236	496,100,277	21,182,956	DI LI VA VL
RED SHIELD INS CO	WA	41580	(503)226-4146	41,357,716	20,227,089	21,130,627	0	CI MT PI
REDLAND INS CO	NJ	37303	(212)805-9700	170,634,752	107,877,228	62,757,524	2,443,508	CW MT PI SU VE
REDWOOD FIRE AND CASUALTY INS CO	NE	11673	(402)393-7255	912,497,762	551,130,888	361,366,874	36,107	CW DI MT PI SU VE

Company Names: CO = COMPANY CORP = CORPORATION INS = INSURANCE RRG = RISK RETENTION GROUP  
 Authorized Lines: CE = CERTIFICATE OF EXEMPTION ( WITH LINES OF AUTHORITY )  
 CI = CASUALTY CP = CAPTIVE INSURER CW = CASUALTY WITH WORKERS' COMPENSATION DI = DISABILITY DS = DENTAL SERVICE  
 HC = HEALTH CARE SERVICES ORGANIZATION HS = HOSPITAL SERVICE LC = LIFE CARE PROVIDER LP = LIFE CARE PROVIDER PROVISIONAL PERMIT  
 LI = LIFE LR = LIFE AND DISABILITY REINSURANCE MG = MORTGAGE GUARANTY MR = MECHANICAL REIMBURSEMENT REINSURANCE MS = MEDICAL SERVICE  
 MT = MARINE AND TRANSPORTATION OS = OPTOMETRIC SERVICE PD = PREPAID DENTAL PLAN PI = PROPERTY PL = PREPAID LEGAL  
 RG = DOMESTIC RISK RETENTION GROUP SU = SURETY TI = TITLE UR = UNAFFILIATED CREDIT LIFE AND DISABILITY REINSURANCE VA = VARIABLE ANNUITY  
 VE = VEHICLE VL = VARIABLE LIFE

Financial information is as of 12/31/2007 unless alternative fiscal year end is indicated.

† Fiscal year financial information due August 1 or November 1, 2008 pursuant to A.R.S. § 20-1083.

‡ Financial information was not required during this period or is not available due to regulatory action or notification of merger or withdrawal.

\* DBA (Doing Business As)

\*\* Life Care Facility

**INSURERS AUTHORIZED IN ARIZONA AS OF DECEMBER 31, 2007 - (continued)**

NAME	DOMICILE	NAIC #	TELEPHONE	ASSETS	LIABILITIES	CAPITAL & SURPLUS	ARIZONA PREMIUMS	AUTHORIZED LINES	
REGENT INS CO	WI	24449	(608)837-4440	280,617,060	195,006,345	85,610,716	222,881	CW DI MT PI SU VE	
REGIONAL HEALTH INS CO, A RRG	DC	12010	(630)694-5193	4,530,166	3,424,358	1,105,808	0	CI	
REGIONS LIFE INS CO	AZ	85413	(602)254-5866	29,282,689	1,831,228	27,451,460	0	LR	
REINSURANCE CO OF AMERICA, INC.	IL	26549	(315)768-8943	25,463,556	18,041,543	7,422,013	834,973	CW	
RELIABLE LIFE INS CO, THE	MO	68357	(314)819-4300	730,531,888	672,231,203	58,300,685	14,800	DI LI	
RELIAANCE LIFE INS CO	NE	72613	<i>Name changed 9/14/07, now known as USAA DIRECT LIFE INS CO</i>						
RELIAANCE STANDARD LIFE INS CO	IL	68381	(800)351-7500	3,240,629,252	2,783,081,246	457,548,006	9,857,093	DI LI	
RELIASTAR LIFE INS CO	MN	67105	(612)372-5432	22,384,570,846	20,058,644,277	2,325,926,569	40,705,859	DI LI VA VL	
RELIASTAR LIFE INS CO OF NEW YORK	NY	61360	(770)980-5100	3,251,995,151	2,965,045,193	286,949,958	1,205,345	DI LI	
REMINGTON LIFE INS CO	AZ	---	(800)477-8858	Financial Information Not Available †				UR	
RENAISSANCE LIFE & HEALTH INS CO	IN	94587	(800)745-7509	6,280,008	27,819	6,252,189	0	DI LI	
RENAISSANCE LIFE & HEALTH INS CO OF AMERICA	DE	61700	(800)745-7509	34,861,370	9,735,017	25,126,353	70,265	DI LI	
REPUBLIC AMERICAN LIFE INS CO	TX	81132	(214)631-6310	2,923,351	1,731,503	1,191,848	34,740	DI LI	
REPUBLIC INDEMNITY CO OF AMERICA	CA	22179	(818)990-9860	891,223,729	568,179,836	323,043,893	7,079,368	CW MT PI SU VE	
REPUBLIC INDEMNITY CO OF CALIFORNIA	CA	43753	(818)990-9860	40,127,933	17,711,102	22,416,831	594,309	CW	
REPUBLIC INS CO	TX	38318	<i>Name changed 12/28/07, now known as STARR INDEMNITY &amp; LIABILITY CO</i>						
REPUBLIC MORTGAGE INS CO	NC	28452	(336)661-0015	1,811,359,352	1,690,511,133	120,848,219	12,845,675	MG	
REPUBLIC MORTGAGE INS CO OF FLORIDA	FL	32174	(336)661-0015	46,019,742	36,605,167	9,414,575	0	MG	
REPUBLIC MORTGAGE INS CO OF NORTH CAROLINA	NC	31275	(800)999-7642	618,781,288	512,823,857	105,957,431	0	MG	
REPUBLIC UNDERWRITERS INS CO	TX	24538	(972)788-6000	657,087,642	438,782,507	218,305,135	282,764	CW DI MT PI SU VE	
REPUBLIC WESTERN INS CO	AZ	31089	(602)263-6755	247,648,532	137,451,235	110,197,297	1,941,666	CW DI MT PI SU VE	
REPUBLIC-VANGUARD INS CO	AZ	40479	(972)788-6000	21,964,045	660,982	21,303,063	7,500	CW DI MT PI SU VE	
RESERVE CAPITAL LIFE INS CO	AZ	97446	(501)225-7295	2,442,868	1,391,598	1,051,270	0	LR	
RESERVE NATIONAL INS CO	OK	68462	(405)848-7931	108,314,190	63,691,386	44,622,805	811,340	DI LI	
RESIDENTIAL GUARANTY CO.	AZ	10287	<i>Name changed 1/3/07, now known as PMI INS CO.</i>						
RESIDENTIAL INS CO.	AZ	10741	(925)658-7878	7,702,215	1,986,264	5,715,951	0	MG	
RESIDENTIAL INS CO, INC., A RRG	HI	10691	(720)747-6000	3,082,044	1,314,952	1,767,092	16,319	CI	
RESNICK, WULBERT & RESNICK LIFE INS CO	AZ	---	(847)572-6864	Financial Information Not Available †				UR	
RESOURCE LIFE INS CO	IL	61506	(847)953-1000	103,153,962	88,349,734	14,804,229	10,959	DI LI	
RESPONSE INS CO	CT	43044	(203)634-7200	96,160,249	28,145,260	68,014,989	707,527	CI VE	
RESPONSE WORLDWIDE INS CO	CT	26050	(203)634-7200	68,764,964	46,554,447	22,210,517	725,489	CI VE	
RESTORATION RRG, INC.	AZ	12209	(602)266-1166	17,025,449	9,971,399	7,054,050	144,763	RG	
REVIOS REINSURANCE U.S. INC.	TX	87017	<i>Name changed 11/14/07, now known as SCOR GLOBAL LIFE RE INS CO OF TEXAS</i>						
RG REINSURANCE CO	MO	93572	(636)736-7000	11,821,492,433	10,637,358,768	1,184,133,665	0	DI LI	
RIHT LIFE INS CO	AZ	94943	(602)254-5866	3,094,227	459,503	2,634,724	0	LR	
RISK RESOURCES, LTD.	FY Ending 05/31/2007	AZ	---	(602)337-6302	Financial Information Not Available				CP
RIVERPORT INS CO	MN	36684	(612)766-3000	78,344,251	42,937,489	35,406,761	1,770,307	CW DI MT PI SU VE	
RIVERSIDE CAPTIVE INS CO	FY Ending 08/31/2007	AZ	---	(602)427-3234	Financial Information Not Available				CP
RIVERSOURCE LIFE INS CO	MN	65005	(612)671-3131	79,870,146,548	77,049,705,730	2,820,440,818	162,721,479	DI LI VA VL	

Company Names: CO = COMPANY CORP = CORPORATION INS = INSURANCE RRG = RISK RETENTION GROUP  
 Authorized Lines: CE = CERTIFICATE OF EXEMPTION ( WITH LINES OF AUTHORITY )  
 CI = CASUALTY CP = CAPTIVE INSURER CW = CASUALTY WITH WORKERS' COMPENSATION DI = DISABILITY DS = DENTAL SERVICE  
 HC = HEALTH CARE SERVICES ORGANIZATION HS = HOSPITAL SERVICE LC = LIFE CARE PROVIDER LP = LIFE CARE PROVIDER PROVISIONAL PERMIT  
 LI = LIFE LR = LIFE AND DISABILITY REINSURANCE MG = MORTGAGE GUARANTY MR = MECHANICAL REIMBURSEMENT REINSURANCE MS = MEDICAL SERVICE  
 MT = MARINE AND TRANSPORTATION OS = OPTOMETRIC SERVICE PD = PREPAID DENTAL PLAN PI = PROPERTY PL = PREPAID LEGAL  
 RG = DOMESTIC RISK RETENTION GROUP SU = SURETY TI = TITLE UR = UNAFFILIATED CREDIT LIFE AND DISABILITY REINSURANCE VA = VARIABLE ANNUITY  
 VE = VEHICLE VL = VARIABLE LIFE

Financial information is as of 12/31/2007 unless alternative fiscal year end is indicated.  
 † Fiscal year financial information due August 1 or November 1, 2008 pursuant to A.R.S. § 20-1083.  
 ‡ Financial information was not required during this period or is not available due to regulatory action or notification of merger or withdrawal.  
 \* DBA (Doing Business As)  
 \*\* Life Care Facility

**INSURERS AUTHORIZED IN ARIZONA AS OF DECEMBER 31, 2007 - (continued)**

NAME	DOMICILE	NAIC #	TELEPHONE	ASSETS	LIABILITIES	CAPITAL & SURPLUS	ARIZONA PREMIUMS	AUTHORIZED LINES	
RLI INDEMNITY CO	IL	28860	(309)692-1000	41,511,305	4,614,132	36,897,173	10,475	CI MT PI SU VE	
RLI INS CO	IL	13056	(309)692-1000	1,351,885,102	599,880,777	752,004,325	7,430,576	CI DI MT PI SU VE	
ROCHDALE INS CO	NY	12491	(212)220-7120	128,685,235	104,035,952	24,649,283	0	SUSPENDED	
ROCHE SURETY AND CASUALTY CO, INC.	FL	42706	(813)623-5042	16,004,102	9,986,302	6,017,800	3,002	SU	
ROCKFORD LIFE INS CO	AZ	60008	(602)266-1166	12,337,910	11,065,767	1,272,143	0	LR	
ROCKHILL INS CO	AZ	28053	(816)412-2801	167,416,345	55,681,351	111,734,994	72,406	CI DI MT PI SU VE	
ROCKWOOD CASUALTY INS CO	PA	35505	(814)926-4661	245,719,676	164,427,467	81,292,209	0	CW MT PI SU	
ROYAL INDEMNITY CO	DE	24678	<i>Name changed 9/15/07, now known as ARROWOOD INDEMNITY CO</i>						
ROYAL NEIGHBORS OF AMERICA	IL	57657	(309)788-4561	683,224,144	438,865,160	244,358,984	5,359,108	DI LI	
ROYAL OAKS **	FY Ending 02/28/2007	AZ	95249	(623)933-2807	100,310,555	71,704,433	28,606,122	0	LC
RSUI INDEMNITY CO	NH	22314	(404)504-6100	2,499,798,495	1,415,754,878	1,084,043,617	5,711,687	CI MT PI	
RUDANDA LIFE INS CO	AZ	---	(847)572-6864	Financial Information Not Available †				UR	
RURAL COMMUNITY INS CO	MN	39039	(763)323-2299	3,085,387,732	2,770,317,518	315,070,214	754,180	CI MT PI VE	
S.USA LIFE INS CO, INC.	AZ	60183	(877)725-4372	17,332,526	3,319,096	14,013,430	41,570	DI LI	
SAFE AUTO INS CO	OH	25405	(614)231-0200	450,198,642	277,582,287	172,616,355	13,020,969	VE	
SAFECO INS CO OF AMERICA	WA	24740	(206)545-5000	4,067,248,117	3,228,637,423	838,610,694	61,387,536	CW DI MT PI SU VE	
SAFECO INS CO OF ILLINOIS	IL	39012	(206)545-5000	671,062,138	485,564,153	185,497,985	341,160	CI MT PI SU VE	
SAFECO INS CO OF INDIANA	IN	11215	(206)545-5000	19,130,317	6,559,516	12,570,801	0	CI MT PI VE	
SAFECO NATIONAL INS CO	MO	24759	(206)545-5000	257,720,731	159,221,383	98,499,348	0	CI MT VE	
SAFEHEALTH LIFE INS CO	CA	79014	(949)425-4300	27,770,313	9,887,842	17,882,471	1,813,043	DI LI	
SAFETY FIRST INS CO	IL	11123	(888)372-7512	15,460,265	2,860,570	12,599,695	5,208	CW SU	
SAFETY NATIONAL CASUALTY CORP	MO	15105	(314)995-5300	1,778,544,979	1,315,593,485	462,951,494	2,775,779	CW MT PI SU VE	
SAFEWAY INS CO	IL	12521	(630)887-8300	370,339,496	107,010,497	263,328,999	27,151,907	CI	
SAFEWAY PROPERTY INS CO	NE	17248	(352)333-0160	30,221,879	16,769,020	13,452,859	0	CI PI VE	
SAGAMORE INS CO	IN	40460	(317)636-9800	157,610,940	51,436,888	106,174,052	208,382	CW DI MT PI SU VE	
SAGEWOOD **	IA	---	(515)875-4500	74,357,777	44,111,584	30,246,193	0	LC	
SAGICOR LIFE INS CO	TX	60445	(480)425-5100	527,925,714	492,783,295	35,142,419	516,981	DI LI	
SAGUARO NATIONAL CAPTIVE INS CO	AZ	---	(802)658-9466	Financial Information Not Available				CP	
SAN FRANCISCO REINSURANCE CO	CA	21911	(415)899-2000	105,352,970	27,833,239	77,519,731	0	CW DI MT PI SU VE	
SANDHILL LIFE INS CO	AZ	---	(480)994-5812	Financial Information Not Available †				UR	
SB LI RE, INC.	AZ	---	(602)266-1166	Financial Information Not Available				CP	
SCAFFOLD INDUSTRY INS CO RRG, INC.	DC	12524	(877)587-1763	3,954,067	3,238,224	715,843	303,571	CI	
SCAN HEALTH PLAN ARIZONA	AZ	12279	(562)989-5100	6,453,198	2,404,147	4,049,051	5,953,868	HC	
SCF ARIZONA *	AZ	36714	(602)631-2278	3,656,540,211	3,007,815,678	648,724,533	496,846,189	CW	
SCF PREMIER INS CO	AZ	12741	(602)631-2050	8,034,744	1,936,212	6,098,532	1,416,097	CW	
SCOR GLOBAL LIFE RE INS CO OF TEXAS	TX	87017	(469)246-9500	376,591,585	333,973,405	42,618,180	0	DI LI	
SCOR LIFE INS CO	TX	68446	(972)560-9500	18,040,672	10,925,255	7,115,415	43,325	DI LI	
SCOR LIFE U.S. RE INS CO	TX	64688	(972)560-9500	1,958,167,115	1,832,617,265	125,549,848	0	DI LI	
SCOR REINSURANCE CO	NY	30058	(212)480-1900	1,475,427,050	983,772,389	491,654,661	0	CI MT PI SU VE	

Company Names: **CO** = COMPANY **CORP** = CORPORATION **INS** = INSURANCE **RRG** = RISK RETENTION GROUP  
 Authorized Lines: **CE** = CERTIFICATE OF EXEMPTION ( WITH LINES OF AUTHORITY )  
**CI** = CASUALTY **CP** = CAPTIVE INSURER **CW** = CASUALTY WITH WORKERS' COMPENSATION **DI** = DISABILITY **DS** = DENTAL SERVICE  
**HC** = HEALTH CARE SERVICES ORGANIZATION **HS** = HOSPITAL SERVICE **LC** = LIFE CARE PROVIDER **LP** = LIFE CARE PROVIDER PROVISIONAL PERMIT  
**LI** = LIFE **LR** = LIFE AND DISABILITY REINSURANCE **MG** = MORTGAGE GUARANTY **MR** = MECHANICAL REIMBURSEMENT REINSURANCE **MS** = MEDICAL SERVICE  
**MT** = MARINE AND TRANSPORTATION **OS** = OPTOMETRIC SERVICE **PD** = PREPAID DENTAL PLAN **PI** = PROPERTY **PL** = PREPAID LEGAL  
**RG** = DOMESTIC RISK RETENTION GROUP **SU** = SURETY **TI** = TITLE **UR** = UNAFFILIATED CREDIT LIFE AND DISABILITY REINSURANCE **VA** = VARIABLE ANNUITY  
**VE** = VEHICLE **VL** = VARIABLE LIFE

Financial information is as of 12/31/2007 unless alternative fiscal year end is indicated.

† Fiscal year financial information due August 1 or November 1, 2008 pursuant to A.R.S. § 20-1083.

‡ Financial information was not required during this period or is not available due to regulatory action or notification of merger or withdrawal.

\* DBA (Doing Business As)

\*\* Life Care Facility

**INSURERS AUTHORIZED IN ARIZONA AS OF DECEMBER 31, 2007 - (continued)**

NAME	DOMICILE	NAIC #	TELEPHONE	ASSETS	LIABILITIES	CAPITAL & SURPLUS	ARIZONA PREMIUMS	AUTHORIZED LINES	
SCOTT LIFE INS CO	AZ	76961	(515)243-2131	97,399,084	4,906,702	92,492,382	0	DI LI	
SCOTTISH RE (U.S.), INC.	DE	87572	(704)752-6742	2,950,562,632	2,702,005,093	248,557,539	0	DI LI	
SCOTTISH RE LIFE CORP	DE	90670	(704)542-9192	581,345,539	488,069,373	93,276,166	0	DI LI	
SCOTTSDALE CAPTIVE INS CO	FY Ending 09/30/2007 AZ	---	(602)337-6248	Financial Information Not Available				CP	
SCOTTSDALE INS CO	OH	41297	(480)365-4000	1,595,696,965	1,061,659,178	534,037,787	14,580,231	CI MT PI VE	
SCOTTSDALE SURPLUS LINES INS CO	AZ	10672	(480)948-0505	16,200,273	880,725	15,319,548	0	CI MT PI VE	
SEABOARD SURETY CO	NY	22535	(651)310-7911	154,528,452	23,542,094	130,986,358	850,387	CW MT PI SU	
SEABRIGHT INS CO	IL	15563	(206)269-8500	675,195,528	418,873,182	256,322,346	11,430,484	CW DI MT PI SU VE	
SEARS LIFE INS CO	TX	69914	(817)348-7565	73,650,925	22,300,357	51,350,569	1,454,824	DI LI	
SEATON INS CO	RI	25763	(401)331-4885	77,466,694	52,362,146	25,104,546	0	CW DI MT PI SU VE	
SEB TRYGG LIFE (USA) ASSURANCE CO LIMITED	AZ	89071	(602)266-1166	649,203	196,221	452,982	0	LI VA VL	
SECURA INS, A MUTUAL CO	WI	22543	(920)739-3161	599,266,002	372,237,796	227,028,206	1,615,817	CW MT PI SU VE	
SECURA SUPREME INS CO	WI	10239	(920)739-3161	74,798,293	42,496,497	32,301,796	3,760,984	CW MT PI SU VE	
SECURIAN CASUALTY CO	MN	10054	(651)665-3500	53,643,651	5,984,659	47,658,992	201,982	CI PI	
SECURIAN LIFE INS CO	MN	93742	(651)665-3500	141,542,651	22,592,821	118,949,830	320,115	DI LI VA VL	
SECURITY AMERICA RRG, INC.	VT	11267	(802)864-5599	3,966,453	2,255,580	1,710,873	16,138	CI	
SECURITY BENEFIT LIFE INS CO	KS	68675	(785)438-3000	12,341,315,068	11,738,952,867	602,362,201	15,235,921	DI LI VA VL	
SECURITY LIFE INS CO OF AMERICA	MN	68721	(612)544-2121	96,470,567	71,823,078	24,647,489	917,431	DI LI	
SECURITY LIFE OF DENVER INS CO	CO	68713	(303)860-1290	24,221,950,465	22,916,279,378	1,305,671,087	22,658,735	DI LI VA VL	
SECURITY MUTUAL LIFE INS CO OF NEW YORK	NY	68772	(607)723-3551	2,116,278,992	2,001,548,979	114,730,013	893,959	DI LI	
SECURITY NATIONAL LIFE INS CO	UT	69485	(801)264-1060	329,293,994	311,418,585	17,875,409	771,916	DI LI	
SECURITY UNION TITLE INS CO	CA	50857	(904)854-8100	83,985,606	37,420,423	46,565,183	15,997,668	TI	
SELECT INS CO	TX	22233	(860)227-3966	64,969,558	343,485	64,626,072	0	CW MT PI SU VE	
SELECT MARKETS INS CO	IL	19836	(210)321-8400	13,148,231	2,218,347	10,929,884	2,342	CW MT PI SU VE	
SELECTIVE INS CO OF NEW YORK	NY	13730	(973)948-3000	306,223,495	231,053,413	75,170,082	331,496	CI MT PI SU VE	
SENECA INS CO, INC.	NY	10936	(212)344-3000	318,435,422	190,712,851	127,722,571	2,191,304	CW MT PI SU VE	
SENECA SPECIALTY INS CO	AZ	10729	(212)344-3000	26,901,842	2,116,710	24,785,132	20,688	CI MT PI SU VE	
SENIOR AMERICAN LIFE INS CO	PA	76759	(215)918-0515	19,070,733	14,530,165	4,540,568	896,898	DI LI	
SENTINEL AMERICAN LIFE INS CO	TX	77119	(219)919-2702	46,876,444	29,994,312	16,882,132	0	DI LI	
SENTINEL INS CO, LTD.	CT	11000	(860)547-5000	369,702,005	67,001,361	302,700,644	32,674,149	CW MT PI SU VE	
SENTINEL SECURITY LIFE INS CO	UT	68802	(801)484-8514	53,754,190	30,464,579	23,289,611	577,785	DI LI	
SENTRY CASUALTY CO	WI	28460	(715)346-6000	157,264,822	101,707,720	55,557,102	0	CW DI MT PI SU VE	
SENTRY INS A MUTUAL CO	WI	24988	(715)346-6000	5,525,349,588	2,510,234,125	3,015,115,462	10,148,960	CW DI MT PI SU VE	
SENTRY LIFE INS CO	WI	68810	(715)346-6000	3,338,037,766	3,076,345,721	261,692,046	15,966,307	DI LI VA VL	
SENTRY SELECT INS CO	WI	21180	(715)346-6000	654,865,660	435,135,922	219,729,738	6,968,904	CW DI MT PI SU VE	
SEQUOIA INS CO	CA	22985	(831)657-4525	185,487,551	116,920,825	68,566,726	904,074	CW MT PI SU VE	
SERVICE INS CO	FL	36560	(941)746-4107	22,600,756	9,255,833	13,344,923	1,416	CW MT PI SU VE	
SERVICE LIFE AND CASUALTY INS CO	TX	77151	(512)343-0600	149,448,952	115,243,162	34,205,790	27,064	DI LI	
SERVUS LIFE INS CO	DE	80586	Name changed 9/18/06, now known as XL RE LIFE AMERICA INC.						

Company Names: CO = COMPANY CORP = CORPORATION INS = INSURANCE RRG = RISK RETENTION GROUP  
 CE = CERTIFICATE OF EXEMPTION ( WITH LINES OF AUTHORITY )  
 Authorized Lines: CI = CASUALTY CP = CAPTIVE INSURER CW = CASUALTY WITH WORKERS' COMPENSATION DI = DISABILITY DS = DENTAL SERVICE  
 HC = HEALTH CARE SERVICES ORGANIZATION HS = HOSPITAL SERVICE LC = LIFE CARE PROVIDER LP = LIFE CARE PROVIDER PROVISIONAL PERMIT  
 LI = LIFE LR = LIFE AND DISABILITY REINSURANCE MG = MORTGAGE GUARANTY MR = MECHANICAL REIMBURSEMENT REINSURANCE MS = MEDICAL SERVICE  
 MT = MARINE AND TRANSPORTATION OS = OPTOMETRIC SERVICE PD = PREPAID DENTAL PLAN PI = PROPERTY PL = PREPAID LEGAL  
 RG = DOMESTIC RISK RETENTION GROUP SU = SURETY TI = TITLE UR = UNAFFILIATED CREDIT LIFE AND DISABILITY REINSURANCE VA = VARIABLE ANNUITY  
 VE = VEHICLE VL = VARIABLE LIFE

Financial information is as of 12/31/2007 unless alternative fiscal year end is indicated.  
 † Fiscal year financial information due August 1 or November 1, 2008 pursuant to A.R.S. § 20-1083.  
 ‡ Financial information was not required during this period or is not available due to regulatory action or notification of merger or withdrawal.  
 \* DBA (Doing Business As)  
 \*\* Life Care Facility

**INSURERS AUTHORIZED IN ARIZONA AS OF DECEMBER 31, 2007 - (continued)**

NAME		DOMICILE	NAIC #	TELEPHONE	ASSETS	LIABILITIES	CAPITAL & SURPLUS	ARIZONA PREMIUMS	AUTHORIZED LINES
SETTLERS LIFE INS CO		WI	97241	(608)257-5611	381,810,616	333,013,118	48,797,496	117,120	DI LI
SFM MUTUAL INS CO		MN	11347	(952)838-4200	336,308,620	269,332,269	66,976,351	48,234	CW
SHENANDOAH LIFE INS CO		VA	68845	(540)985-4400	1,664,854,647	1,539,064,840	125,789,807	805,936	DI LI
SHERIDAN RE, INC.		AZ	---	(602)427-3251	Financial Information Not Available				CP
SIERRA HEALTH AND LIFE INS CO, INC.		CA	71420	(702)242-7779	133,494,394	70,433,319	63,061,075	13,595,152	DI LI
SIERRA WINDS **	FY Ending 10/31/2007	AZ	96032	(623)972-0212	35,973,317	53,977,687	(18,004,370)	0	LC
SIGHTCARE, INC.		AZ	47012	(480)961-1865	810,716	383,651	427,065	2,466,328	OS
SIGNIFICA INS GROUP, INC.		PA	67636	(570)200-4440	22,989,335	16,332,522	6,656,813	2,200	DI LI
SILVERSCRIPT INS CO		TN	12575	(615)743-6616	234,153,660	165,835,585	68,318,075	1,062,850	DI
SLOVENE NATIONAL BENEFIT SOCIETY		PA	57673	(412)695-1100	156,724,487	147,431,854	9,292,633	0	DI LI
SOCIAL SERVICES PROVIDERS CAPTIVE INS CO		AZ	---	(602)337-6300	Financial Information Not Available				CP
SOMERSET LIFE INS CO		AZ	63169	(201)666-5156	15,570,132	11,489,280	4,080,852	0	LR
SOMPO JAPAN INS CO OF AMERICA		NY	11126	(212)416-1200	770,799,110	420,951,493	349,847,617	1,103,888	CW MT PI SU VE
SONS OF NORWAY		MN	57142	(612)827-3611	247,360,015	237,235,753	10,124,262	301,386	DI LI
SOUTHEAST FAMILY LIFE INS CO		AZ	89281	(954)429-2333	16,226,835	10,905,466	5,321,369	0	LR
SOUTHERN GENERAL UNDERWRITERS INS CO		AZ	37311	(770)952-0080	18,444,022	2,880,401	15,563,622	0	CI DI MT PI SU VE
SOUTHERN INS CO		TX	19216	(972)788-6000	10,208,464	1,859,222	8,349,242	102,830	CW DI MT PI SU VE
SOUTHERN RISK LIFE INS CO		AZ	---	(602)254-5866	Financial Information Not Available †				UR
SOUTHLAND NATIONAL INS CORP		AL	79057	(205)345-7410	151,221,216	140,525,165	10,696,051	1,165,926	DI LI
SOUTHWEST EQUITY LIFE INS CO		AZ	98426	(319)355-8511	9,381,338	4,081,144	5,300,194	0	LR
SOUTHWEST GENERAL INS CO		NM	27499	(505)722-6621	4,768,408	2,921,136	1,847,272	713,078	VE
SOUTHWEST INS CO, INC.		AZ	---	(800)682-0291	Financial Information Not Available				CP
SOUTHWEST MARINE AND GENERAL INS CO		AZ	12294	(212)551-0600	33,633,699	7,135,817	26,497,882	6,875	CW MT PI SU
SOUTHWEST RISK ASSURANCE CO, INC.		AZ	---	(602)337-6211	Financial Information Not Available				CP
SPARTA INS CO		MA	20613	(860)275-6500	257,737,009	2,103,387	255,633,622	0	CW DI MT PI SU VE
SPECTRUM LIFE INS CO		AZ	---	(602)254-5866	Financial Information Not Available †				UR
SPIRIT MOUNTAIN INS CO RRG, INC.		DC	10754	(202)471-5944	4,936,730	3,664,113	1,272,617	65,600	CI
SPLENDIDO AT RANCHO VISTOSO **		AZ	---	(847)492-7500	84,635,000	78,988,000	5,647,000	0	LC
SPRINGFIELD INS CO		CA	36790	(626)915-1951	75,966,140	50,575,809	25,390,332	656,909	CW
SRP CAPTIVE RISK SOLUTIONS, LIMITED	FY Ending 04/30/2007	AZ	---	(802)860-1958	Financial Information Not Available				CP
ST. CHARLES INS CO RRG		SC	11114	(843)766-2327	9,831,926	6,021,443	3,810,483	9,540	CI
ST. PAUL FIRE AND MARINE INS CO		MN	24767	(651)310-7911	19,842,695,554	12,961,588,288	6,881,107,266	27,305,458	CW DI MT PI SU VE
ST. PAUL GUARDIAN INS CO		MN	24775	(612)310-7066	76,423,237	50,480,540	25,942,697	241,366	CW DI MT PI SU VE
ST. PAUL MEDICAL LIABILITY INS CO		MN	41750	(612)310-7911	198,415,804	138,778,340	59,637,465	0	CW MT PI SU VE
ST. PAUL MERCURY INS CO		MN	24791	(612)310-7066	261,366,150	202,003,345	59,362,805	4,426,217	CW DI MT PI SU VE
ST. PAUL PROTECTIVE INS CO		IL	19224	(651)310-7911	510,243,219	277,899,850	232,343,369	65,092	CW DI MT PI SU VE
STANDARD CASUALTY CO		TX	12645	(830)629-6111	21,838,869	4,917,011	16,921,858	215,449	CI PI SU
STANDARD FIRE INS CO		CT	19070	(860)277-0111	3,750,201,302	2,328,122,163	1,422,079,139	14,928,794	CW DI MT PI SU VE
STANDARD GUARANTY INS CO		DE	42986	(770)763-1000	192,934,763	104,065,269	88,869,494	1,938,407	CI DI MT PI VE

Company Names: **CO** = COMPANY **CORP** = CORPORATION **INS** = INSURANCE **RRG** = RISK RETENTION GROUP  
 Authorized Lines: **CE** = CERTIFICATE OF EXEMPTION ( WITH LINES OF AUTHORITY )  
**CI** = CASUALTY **CP** = CAPTIVE INSURER **CW** = CASUALTY WITH WORKERS' COMPENSATION **DI** = DISABILITY **DS** = DENTAL SERVICE  
**HC** = HEALTH CARE SERVICES ORGANIZATION **HS** = HOSPITAL SERVICE **LC** = LIFE CARE PROVIDER **LP** = LIFE CARE PROVIDER PROVISIONAL PERMIT  
**LI** = LIFE **LR** = LIFE AND DISABILITY REINSURANCE **MG** = MORTGAGE GUARANTY **MR** = MECHANICAL REIMBURSEMENT REINSURANCE **MS** = MEDICAL SERVICE  
**MT** = MARINE AND TRANSPORTATION **OS** = OPTOMETRIC SERVICE **PD** = PREPAID DENTAL PLAN **PI** = PROPERTY **PL** = PREPAID LEGAL  
**RG** = DOMESTIC RISK RETENTION GROUP **SU** = SURETY **TI** = TITLE **UR** = UNAFFILIATED CREDIT LIFE AND DISABILITY REINSURANCE **VA** = VARIABLE ANNUITY  
**VE** = VEHICLE **VL** = VARIABLE LIFE

Financial information is as of 12/31/2007 unless alternative fiscal year end is indicated.

† Fiscal year financial information due August 1 or November 1, 2008 pursuant to A.R.S. § 20-1083.

‡ Financial information was not required during this period or is not available due to regulatory action or notification of merger or withdrawal.

\* DBA (Doing Business As)

\*\* Life Care Facility

**INSURERS AUTHORIZED IN ARIZONA AS OF DECEMBER 31, 2007 - (continued)**

NAME	DOMICILE	NAIC #	TELEPHONE	ASSETS	LIABILITIES	CAPITAL & SURPLUS	ARIZONA PREMIUMS	AUTHORIZED LINES
STANDARD INS CO	OR	69019	(503)321-7000	13,265,338,273	12,250,957,381	1,014,380,892	99,185,721	DI LI VA
STANDARD LIFE AND ACCIDENT INS CO	OK	86355	(409)766-6624	531,349,226	320,402,735	210,946,491	2,314,471	DI LI
STANDARD LIFE INS CO OF INDIANA	IN	69051	(317)574-6200	1,988,891,653	1,882,691,792	106,199,861	85,105	DI LI
STANDARD SECURITY LIFE INS CO OF NY	NY	69078	(212)355-4141	367,198,928	257,550,756	109,648,172	15,543,620	DI LI
STAR INS CO	MI	18023	(248)358-1100	524,580,928	336,200,355	188,380,573	2,574,877	CW DI MT PI SU VE
STARBOARD INS CO	AZ	---	(602)266-1166	Financial Information Not Available				CP
STARMOUNT LIFE INS CO	LA	68985	(225)926-2888	24,768,575	13,043,265	11,725,310	268,236	DI LI
STARNET INS CO	DE	40045	(203)542-3800	163,575,204	57,706,082	105,869,122	3,367,310	CW DI MT PI SU VE
STARR INDEMNITY & LIABILITY CO	TX	38318	(212)230-5043	277,870,588	59,745,211	218,125,377	0	CI DI MT PI SU VE
STARVED ROCK LIFE INS CO	AZ	---	(847)572-6864	Financial Information Not Available †				UR
STATE AUTO NATIONAL INS CO	OH	19530	(614)464-5000	106,627,631	33,405,685	73,221,946	475,472	CI MT PI SU VE
STATE AUTO PROPERTY & CASUALTY INS CO	IA	25127	(614)464-5000	1,604,496,398	988,534,351	615,962,047	364,331	CW MT PI SU VE
STATE AUTOMOBILE MUTUAL INS CO	OH	25135	(614)464-5000	1,845,151,826	651,388,312	1,193,763,514	3,785,427	CW MT PI SU VE
STATE FARM ANNUITY AND LIFE INS CO	IL	94498	(309)766-2311	8,259,718	30,469	8,229,250	0	DI LI
STATE FARM FIRE AND CASUALTY CO	IL	25143	(309)766-2311	26,187,616,433	16,026,153,021	10,161,463,413	359,093,110	CW DI MT PI SU VE
STATE FARM GENERAL INS CO	IL	25151	(309)766-2311	4,360,181,312	2,496,661,285	1,863,520,027	0	CW DI MT PI SU
STATE FARM LIFE INS CO	IL	69108	(309)766-2311	43,307,956,809	38,052,424,753	5,255,532,056	60,758,465	LI VA VL
STATE FARM MUTUAL AUTOMOBILE INS CO	IL	25178	(309)766-2311	104,842,398,449	41,265,129,346	63,577,269,103	510,683,893	CI DI MT PI SU VE
STATE LIFE INS CO, THE	IN	69116	(317)681-5300	2,504,180,763	2,353,382,137	150,798,626	1,791,596	DI LI
STATE MUTUAL INS CO	GA	69132	(706)291-1054	374,893,023	344,286,583	30,606,440	1,004,421	DI LI
STATE NATIONAL INS CO, INC.	TX	12831	(817)265-2000	175,470,188	71,599,013	103,871,176	10,652,773	CI MT PI SU VE
STATES SELF-INSURERS RRG, INC.	VT	44075	(612)766-3000	19,234,051	11,118,448	8,115,603	0	CI
STERLING INS GROUP, INC.	AZ	---	(480)889-8960	Financial Information Not Available				CP
STERLING INVESTORS LIFE INS CO	GA	89184	(706)235-8154	22,647,382	16,194,675	6,452,707	124,935	DI LI
STERLING LIFE INS CO	IL	77399	(847)953-1000	303,865,990	119,975,608	183,890,382	19,730,385	DI LI
STEWART TITLE GUARANTY CO	TX	50121	(713)625-8100	1,082,024,546	566,123,531	515,901,015	21,222,189	TI
STICO MUTUAL INS CO, RRG	VT	10476	(802)862-4400	20,153,290	9,792,410	10,360,880	0	CI
STONEBRIDGE CASUALTY INS CO	OH	10952	(800)233-4624	289,832,880	169,688,046	120,144,834	1,838,994	CI DI MT PI SU VE
STONEBRIDGE LIFE INS CO	VT	65021	(972)881-6406	2,206,086,016	1,964,551,858	241,534,158	11,443,441	DI LI
STONEWALL INS CO	RI	22276	(401)331-4885	94,953,337	35,616,507	59,336,826	0	CI MT PI VE
STONINGTON INS CO	TX	10340	(972)664-7000	384,124,045	259,254,386	124,869,659	4,431,660	CW MT PI SU VE
STRATFORD INS CO	NH	40436	(201)847-8600	174,035,875	118,826,058	55,209,817	17,346	CI PI VE
SUA INS CO	IL	40134	(312)277-1600	303,028,470	213,183,373	89,845,097	338,237	CW MT PI SU VE
SUMMERLIN LIFE AND HEALTH INS CO	NV	11838	(702)304-5500	19,749,246	12,361,819	7,387,427	0	DI LI
SUMMIT CREDIT LIFE INS CO	AZ	85596	(602)254-5866	5,696,769	516,970	5,179,799	0	LR
SUN HEALTH MEDISUN, INC.	AZ	95982	(623)974-7434	15,931,515	5,241,840	10,689,675	172,680,382	HC
SUN LIFE AND HEALTH INS CO (U.S.)	CT	80926	(781)446-1523	119,234,776	83,944,930	35,289,846	6,298,239	DI LI
SUN LIFE ASSURANCE CO OF CANADA	CANADA	80802	(781)237-6030	14,719,905,912	14,169,230,774	550,675,138	47,149,431	DI LI
SUN LIFE ASSURANCE CO OF CANADA (U.S.)	DE	79065	(781)237-6030	44,700,805,700	43,526,661,682	1,174,144,018	92,847,226	DI LI VA VL

Company Names: CO = COMPANY CORP = CORPORATION INS = INSURANCE RRG = RISK RETENTION GROUP  
 CE = CERTIFICATE OF EXEMPTION ( WITH LINES OF AUTHORITY )  
 Authorized Lines: CI = CASUALTY CP = CAPTIVE INSURER CW = CASUALTY WITH WORKERS' COMPENSATION DI = DISABILITY DS = DENTAL SERVICE  
 HC = HEALTH CARE SERVICES ORGANIZATION HS = HOSPITAL SERVICE LC = LIFE CARE PROVIDER LP = LIFE CARE PROVIDER PROVISIONAL PERMIT  
 LI = LIFE LR = LIFE AND DISABILITY REINSURANCE MG = MORTGAGE GUARANTY MR = MECHANICAL REIMBURSEMENT REINSURANCE MS = MEDICAL SERVICE  
 MT = MARINE AND TRANSPORTATION OS = OPTOMETRIC SERVICE PD = PREPAID DENTAL PLAN PI = PROPERTY PL = PREPAID LEGAL  
 RG = DOMESTIC RISK RETENTION GROUP SU = SURETY TI = TITLE UR = UNAFFILIATED CREDIT LIFE AND DISABILITY REINSURANCE VA = VARIABLE ANNUITY  
 VE = VEHICLE VL = VARIABLE LIFE

Financial information is as of 12/31/2007 unless alternative fiscal year end is indicated.  
 † Fiscal year financial information due August 1 or November 1, 2008 pursuant to A.R.S. § 20-1083.  
 ‡ Financial information was not required during this period or is not available due to regulatory action or notification of merger or withdrawal.  
 \* DBA (Doing Business As)  
 \*\* Life Care Facility



**INSURERS AUTHORIZED IN ARIZONA AS OF DECEMBER 31, 2007 - (continued)**

NAME	DOMICILE	NAIC #	TELEPHONE	ASSETS	LIABILITIES	CAPITAL & SURPLUS	ARIZONA PREMIUMS	AUTHORIZED LINES
SUN SURETY INS CO	SD	10909	(605)348-1000	12,137,702	6,154,472	5,983,230	97,972	SU
SUNAMERICA LIFE INS CO	AZ	69256	(888)502-0600	39,454,567,710	34,733,224,708	4,721,343,002	246,662	DI LI
SUNSET LIFE INS CO OF AMERICA	MO	69272	(816)753-0034	430,172,070	391,805,951	38,366,123	460,295	DI LI
SUNTRUST INS CO	AZ	85995	(602)254-5866	15,427,250	2,015,180	13,412,070	0	DI LI
SUPERIOR INS CO	FL	12220	(813)887-4878	6,015,412	2,549,378	3,466,034	0	REHABILITATION
SUPERIOR VISION INS, INC.	AZ	60188	(949)461-3300	17,394,052	7,118,937	10,275,115	0	LR
SUPREME COUNCIL OF THE ROYAL ARCANUM	MA	58181	(617)426-4135	67,056,582	51,607,266	15,449,316	0	LI
SURETEC INS CO	TX	10916	(713)812-0800	85,590,061	34,520,777	51,069,284	56,625	SU
SURETY BONDING CO OF AMERICA	SD	24047	(605)336-0850	9,268,898	1,809,620	7,459,278	128,319	CI SU
SURETY LIFE INS CO	NE	69310	(847)402-5000	12,600,069	993,545	11,606,524	454,592	DI LI
SUTLIFF LIFE INS CO	AZ	79090	(602)439-4322	1,493,432	385,170	1,108,262	0	LR
SUTLIFF WARRANTY CO	AZ	11249	(602)439-4322	2,936,071	1,437,705	1,498,366	0	MR
SWISS RE LIFE & HEALTH AMERICA INC.	CT	82627	(914)828-8486	11,925,550,298	10,285,371,350	1,640,178,948	0	DI LI
SWISS REINSURANCE AMERICA CORP	NY	25364	(914)828-8665	14,245,829,463	10,180,802,597	4,065,026,866	0	CW DI MT PI SU VE
SYMETRA LIFE INS CO	WA	68608	(425)256-8134	18,004,829,093	16,779,830,911	1,224,998,182	18,719,717	DI LI VA VL
SYMETRA NATIONAL LIFE INS CO	WA	90581	(425)256-8000	16,807,590	6,303,626	10,503,964	2,317	DI LI
SYNERGY INS CO, INC., A RRG	NV	12349	(775)322-6636	696,272	0	696,272	0	CI
T.H.E. INS CO	LA	12866	(727)367-6900	174,050,582	119,472,600	54,577,982	895,963	CW MT PI SU VE
TAPESTRY INS CORP	AZ	---	(602)512-2110	Financial Information Not Available				CP
TEACHERS INS AND ANNUITY ASSOCIATION OF AMERICA	NY	69345	(212)490-9000	196,409,274,903	178,582,155,031	17,827,119,872	104,610,068	DI LI VA
TEACHERS INS CO	IL	22683	(217)789-2500	311,367,645	193,438,239	117,929,406	2,264,198	CI DI MT PI VE
TEB LIFE INS CO	AZ	81604	(540)896-8941	3,826,886	223,520	3,603,367	0	LR
TECHNOLOGY INS CO, INC.	NH	42376	(212)220-7120	401,438,454	268,786,165	132,652,289	4,123,992	CW MT PI SU VE
TEMPLETON FUNDS ANNUITY CO	MN	69604	<i>Name changed 5/11/07, now known as ALLIANZ LIFE AND ANNUITY CO</i>					
TENNESSEE LIFE INS CO	AZ	85502	(615)484-8411	981,686	425,192	556,494	0	LR
TERRA INS CO (A RRG)	VT	10113	(802)229-5042	29,954,061	9,920,779	20,033,282	0	CI
TEXAS CONSTRUCTION INS CO RRG	NV	12614	(202)471-5944	587,963	58,891	529,072	0	CI
TEXAS GENERAL INDEMNITY CO	CO	19526	(319)399-5700	30,743,291	16,906,720	13,836,571	0	CI VE
TEXAS LIFE INS CO	TX	69396	(817)752-6521	630,854,947	585,141,170	45,713,783	820,104	LI
TGG CAPTIVE INS CO	AZ	---	(888)872-7475	Financial Information Not Available				CP
THRIVENT FINANCIAL FOR LUTHERANS	WI	56014	(612)340-7000	53,474,099,420	49,040,478,220	4,433,621,200	59,660,548	VA DI LI VL
THRIVENT LIFE INS CO	MN	97721	(612)340-7000	3,664,564,029	3,486,487,956	178,076,073	729,752	DI LI
THUREUS INS GROUP, INC.	AZ	---	(480)563-2315	Financial Information Not Available				CP
TIAA-CREF LIFE INS CO	NY	60142	(888)842-5433	3,115,349,760	2,783,219,468	332,130,292	3,062,201	DI LI VA VL
TICOR TITLE INS CO	CA	50067	(312)223-2581	237,995,198	170,308,285	67,686,913	18,859,206	TI
TICOR TITLE INS CO OF FLORIDA	NE	51535	(904)854-8100	120,872,364	95,285,888	25,586,476	443,037	TI
TIERONE REINSURANCE CO	AZ	---	(602)266-1166	Financial Information Not Available †				UR
TIG INDEMNITY CO	CA	25496	(603)656-2233	26,051,019	3,602,602	22,448,417	0	CW DI MT PI SU VE
TIG INS CO	CA	25534	(603)656-2233	2,061,585,008	1,323,166,373	738,418,635	323	CW DI MT PI SU VE

Company Names: CO = COMPANY CORP = CORPORATION INS = INSURANCE RRG = RISK RETENTION GROUP  
 Authorized Lines: CE = CERTIFICATE OF EXEMPTION ( WITH LINES OF AUTHORITY )  
 CI = CASUALTY CP = CAPTIVE INSURER CW = CASUALTY WITH WORKERS' COMPENSATION DI = DISABILITY DS = DENTAL SERVICE  
 HC = HEALTH CARE SERVICES ORGANIZATION HS = HOSPITAL SERVICE LC = LIFE CARE PROVIDER LP = LIFE CARE PROVIDER PROVISIONAL PERMIT  
 LI = LIFE LR = LIFE AND DISABILITY REINSURANCE MG = MORTGAGE GUARANTY MR = MECHANICAL REIMBURSEMENT REINSURANCE MS = MEDICAL SERVICE  
 MT = MARINE AND TRANSPORTATION OS = OPTOMETRIC SERVICE PD = PREPAID DENTAL PLAN PI = PROPERTY PL = PREPAID LEGAL  
 RG = DOMESTIC RISK RETENTION GROUP SU = SURETY TI = TITLE UR = UNAFFILIATED CREDIT LIFE AND DISABILITY REINSURANCE VA = VARIABLE ANNUITY  
 VE = VEHICLE VL = VARIABLE LIFE

Financial information is as of 12/31/2007 unless alternative fiscal year end is indicated.  
 † Fiscal year financial information due August 1 or November 1, 2008 pursuant to A.R.S. § 20-1083.  
 ‡ Financial information was not required during this period or is not available due to regulatory action or notification of merger or withdrawal.  
 \* DBA (Doing Business As)  
 \*\* Life Care Facility

**INSURERS AUTHORIZED IN ARIZONA AS OF DECEMBER 31, 2007 - (continued)**

NAME	DOMICILE	NAIC #	TELEPHONE	ASSETS	LIABILITIES	CAPITAL & SURPLUS	ARIZONA PREMIUMS	AUTHORIZED LINES
TIG SPECIALTY INS CO	AZ	25445	(646)826-6600	31,602,275	251,310	31,350,965	0	CI MT PI VE
TIME INS CO	WI	69477	(414)271-3011	812,867,383	558,359,482	254,507,901	40,624,518	DI LI
TIPPECANOE LIFE INS CO	AZ	---	(312)332-0430	Financial Information Not Available †				UR
TITAN INDEMNITY CO	TX	13242	(800)888-8424	133,701,918	36,171,788	97,530,130	21,961,142	CI MT PI SU VE
TITAN INS CO	MI	36269	(800)888-8424	83,774,460	5,606,242	78,168,218	6,633,526	CI MT PI SU VE
TITAN INS CO, INC., A RRG	SC	11153	(843)766-2327	19,896,448	4,688,194	15,208,254	0	CI
TITLE INDUSTRY ASSURANCE CO RRG	VT	10084	(802)863-5774	9,699,519	6,221,768	3,477,751	1,065	CI
TITLE INS CO OF AMERICA	NE	50245	(804)267-8038	15,413,940	3,747,365	11,666,575	0	TI
TITLE RESOURCES GUARANTY CO	TX	50016	(972)644-6500	40,058,907	14,347,303	25,711,604	15,856,339	TI
TM SPECIALTY INS CO	AZ	10738	(212)297-6600	20,762,833	278,162	20,484,671	0	CW
TNUS INS CO	NY	32301	(212)297-6600	58,226,845	9,387,131	48,839,714	0	CI DI MT PI SU VE
TOA REINSURANCE CO OF AMERICA, THE	DE	42439	(973)898-9480	1,427,654,454	970,605,995	457,048,459	0	CI MT PI SU VE
TOKIO MARINE & NICHIDO FIRE INS CO., LTD. (U.S. BRANCH)	JAPAN	12904	(212)297-6600	1,685,125,738	1,169,510,257	515,615,481	3,244,716	CW DI MT PI SU VE
TOPA INS CO	CA	18031	(310)201-0451	208,074,207	132,713,127	75,361,080	2,707,014	CI MT PI VE
TOTAL DENTAL ADMINISTRATORS HEALTH PLAN, INC.	AZ	52120	(602)266-1995	1,054,235	800,627	253,608	3,439,607	PD
TOWER INS CO OF NEW YORK	NY	44300	(212)655-2000	661,013,565	445,761,738	215,251,827	512,177	CW MT PI SU VE
TOWER NATIONAL INS CO	MA	43702	(212)655-2000	35,617,417	25,198,743	10,418,674	6,317	CW MT PI SU
TOWN & COUNTRY LIFE INS CO	UT	77674	(801)363-5227	5,212,082	2,313,380	2,898,702	67,305	DI LI
TOYOTA MOTOR INS CO	IA	37621	(310)787-3692	306,521,018	221,344,403	85,176,615	1,372,105	CI MT PI SU VE
TRACE LIFE INS CO	AZ	---	(602)200-6900	Financial Information Not Available †				UR
TRADERS INS CO	MO	42749	(816)822-1887	14,236,133	9,880,706	4,355,427	0	CI MT PI VE
TRANS CITY CASUALTY INS CO	AZ	34002	(480)483-6500	18,258,487	10,794,363	7,464,124	8,132,106	CW
TRANS PACIFIC INS CO	NY	41238	(212)297-6600	59,828,926	15,213,092	44,615,834	329	CW MT PI SU VE
TRANS WORLD ASSURANCE CO	CA	69566	(650)348-2300	331,958,650	264,838,353	67,120,297	185,560	DI LI
TRANSAM ASSURANCE CO	AZ	71986	(850)456-7401	4,236,109	1,065,681	3,170,428	1,533	DI LI
TRANSAMERICA FINANCIAL LIFE INS CO	NY	70688	(914)697-8000	17,771,744,889	16,958,449,963	813,294,926	41,212,385	DI LI VA
TRANSAMERICA LIFE INS CO	IA	86231	(319)398-8511	73,509,105,557	71,519,356,059	1,989,749,498	99,570,934	DI LI VA VL
TRANSAMERICA OCCIDENTAL LIFE INS CO	IA	67121	(213)742-2111	31,011,957,970	27,414,019,709	3,597,938,261	36,153,928	DI LI VA VL
TRANSATLANTIC REINSURANCE CO	NY	19453	(212)770-2000	12,633,236,131	9,264,434,780	3,368,801,351	0	CW DI MT PI SU VE
TRANS-CITY LIFE INS CO.	AZ	77690	(480)483-6500	19,807,815	11,997,069	7,810,745	3,105,655	DI LI
TRANSGUARD INS CO OF AMERICA, INC.	IL	28886	(630)864-3500	207,402,544	126,356,199	81,046,345	875,227	CW MT PI SU VE
TRANSNATION TITLE INS CO	NE	50012	(804)267-8000	159,577,693	137,242,911	22,334,782	41,510,707	TI
TRANSPORT INS CO	OH	33014	(617)234-3801	45,560,150	29,322,417	16,237,733	0	CW DI MT PI SU VE
TRANSPORTATION INS CO	IL	20494	(312)822-5000	91,954,944	624,435	91,330,509	11,151,238	CW DI MT PI SU VE
TRANSUNION NATIONAL TITLE INS CO	SC	51152	(803)799-4747	15,575,501	5,526,969	10,048,532	81,056	TI
TRANSURANCE RRG, INCORPORATED	AZ	11815	(602)266-1166	12,995,547	10,303,756	2,691,791	0	RG
TRAVCO INS CO	CT	28188	(860)277-0111	196,799,167	129,332,146	67,467,020	0	CI MT PI SU VE
TRAVELERS CASUALTY AND SURETY CO	CT	19038	(860)277-0111	15,376,976,596	9,968,392,334	5,408,584,262	1,896,292	CW DI MT PI SU VE
TRAVELERS CASUALTY AND SURETY CO OF AMERICA	CT	31194	(860)277-0111	3,555,971,086	2,265,324,801	1,290,646,286	25,713,237	CW DI MT PI SU VE

Company Names: **CO** = COMPANY **CORP** = CORPORATION **INS** = INSURANCE **RRG** = RISK RETENTION GROUP  
 Authorized Lines: **CE** = CERTIFICATE OF EXEMPTION ( WITH LINES OF AUTHORITY )  
**CI** = CASUALTY **CP** = CAPTIVE INSURER **CW** = CASUALTY WITH WORKERS' COMPENSATION **DI** = DISABILITY **DS** = DENTAL SERVICE  
**HC** = HEALTH CARE SERVICES ORGANIZATION **HS** = HOSPITAL SERVICE **LC** = LIFE CARE PROVIDER **LP** = LIFE CARE PROVIDER PROVISIONAL PERMIT  
**LI** = LIFE **LR** = LIFE AND DISABILITY REINSURANCE **MG** = MORTGAGE GUARANTY **MR** = MECHANICAL REIMBURSEMENT REINSURANCE **MS** = MEDICAL SERVICE  
**MT** = MARINE AND TRANSPORTATION **OS** = OPTOMETRIC SERVICE **PD** = PREPAID DENTAL PLAN **PI** = PROPERTY **PL** = PREPAID LEGAL  
**RG** = DOMESTIC RISK RETENTION GROUP **SU** = SURETY **TI** = TITLE **UR** = UNAFFILIATED CREDIT LIFE AND DISABILITY REINSURANCE **VA** = VARIABLE ANNUITY  
**VE** = VEHICLE **VL** = VARIABLE LIFE

Financial information is as of 12/31/2007 unless alternative fiscal year end is indicated.

† Fiscal year financial information due August 1 or November 1, 2008 pursuant to A.R.S. § 20-1083.

‡ Financial information was not required during this period or is not available due to regulatory action or notification of merger or withdrawal.

\* DBA (Doing Business As)

\*\* Life Care Facility

**INSURERS AUTHORIZED IN ARIZONA AS OF DECEMBER 31, 2007 - (continued)**

NAME	DOMICILE	NAIC #	TELEPHONE	ASSETS	LIABILITIES	CAPITAL & SURPLUS	ARIZONA PREMIUMS	AUTHORIZED LINES
TRAVELERS CASUALTY CO OF CONNECTICUT	CT	36170	(860)277-0111	306,333,146	225,688,478	80,644,668	0	CW MT PI SU VE
TRAVELERS CASUALTY INS CO OF AMERICA	CT	19046	(860)277-0111	1,740,100,646	1,307,653,622	432,447,024	1,031,535	CW MT PI SU VE
TRAVELERS COMMERCIAL CASUALTY CO	CT	40282	(860)277-0111	320,449,960	233,019,810	87,430,150	0	CW DI MT PI VE
TRAVELERS COMMERCIAL INS CO	CT	36137	(860)277-0111	307,861,356	225,150,288	82,711,069	2,184,625	CW MT PI SU VE
TRAVELERS HOME AND MARINE INS CO, THE	CT	27998	(860)277-0111	196,797,359	129,014,062	67,783,297	21,759,916	CI MT PI SU VE
TRAVELERS INDEMNITY CO OF AMERICA, THE	CT	25666	(860)277-0111	502,787,650	368,436,688	134,350,962	15,669,607	CW MT PI SU VE
TRAVELERS INDEMNITY CO OF CONNECTICUT, THE	CT	25682	(860)277-0111	987,959,041	658,952,952	329,006,089	10,142,789	CW DI MT PI SU VE
TRAVELERS INDEMNITY CO, THE	CT	25658	(860)277-0111	21,284,346,648	12,813,703,001	8,470,643,647	34,744,067	CW DI MT PI SU VE
TRAVELERS PROPERTY CASUALTY CO OF AMERICA	CT	25674	(860)277-0111	263,501,709	172,070,332	91,431,376	84,798,938	CW MT PI SU VE
TRAVELERS PROPERTY CASUALTY INS CO	CT	36161	(860)277-0111	210,201,688	143,616,769	66,584,918	73,715	CI MT PI VE
TRAVELERS PROTECTIVE ASSOCIATION OF AMERICA, THE	MO	56006	(314)371-0533	11,290,841	1,570,082	9,720,759	2,317	DI
TRENWICK AMERICA REINSURANCE CORP	CT	34894	(203)418-4100	168,217,345	129,969,373	38,247,972	0	CW MT PI SU VE
TRIAD GUARANTY INS CORP	IL	24350	(336)723-1282	962,256,098	764,543,043	197,713,054	5,660,984	MG
TRINITY UNIVERSAL INS CO	TX	19887	(214)360-8000	3,239,794,038	2,094,371,817	1,145,422,221	0	CI MT PI SU VE
TRINITY UNIVERSAL INS CO OF KANSAS, INC.	KS	15954	(214)360-8000	21,009,644	11,223,112	9,786,532	0	CW MT PI SU VE
TRI-STATE INS CO OF MINNESOTA	MN	31003	(515)473-3000	31,756,556	(740,070)	32,496,626	0	CW DI MT PI SU VE
TRITON INS CO	TX	41211	(817)348-7565	587,237,915	285,889,988	301,347,927	1,193,289	CI DI MT VE
TRIUMPHE CASUALTY CO	PA	41106	(330)659-8900	14,607,016	487,728	14,119,289	0	CI DI MT PI SU VE
TRUASSURE INS CO	IL	92525	(800)414-4988	5,345,340	126,660	5,218,680	0	DI LI
TRUCK INS EXCHANGE	CA	21709	(213)932-3200	1,773,137,935	1,269,051,544	504,086,390	36,437,464	CW DI MT PI SU VE
TRUMBULL INS CO	CT	27120	(860)547-5000	420,211,599	111,560,059	308,651,540	33,661,684	CW DI MT PI SU VE
TRUSTEES LIFE INS CO	AZ	---	(602)254-5866	Financial Information Not Available †				UR
TRUSTMARK INS CO	IL	61425	(847)615-1500	1,236,855,539	1,000,464,239	236,391,300	1,133,021	DI LI
TRUSTMARK LIFE INS CO	IL	62863	(847)615-1500	361,680,502	189,983,406	171,697,095	35,928,991	DI LI
TWIN CITY FIRE INS CO	IN	29459	(860)547-5000	637,635,566	334,420,536	303,215,030	34,651,187	CW DI MT PI SU VE
TWIN LIFE INS CO	AZ	80209	(972)751-5544	335,635	0	335,635	0	LR
U.S. FIDELIS INS CO RRG, INC	MT	12922	(480)563-2315	4,230,646	173,432	4,057,214	0	CI
U.S. FINANCIAL LIFE INS CO	OH	84530	(212)314-2537	543,683,858	498,253,130	45,430,728	3,417,034	LI
U.S. SPECIALTY INS CO	TX	29599	(713)744-3700	945,514,546	668,450,823	277,063,723	4,626,686	CW DI MT PI SU
UBS LIFE INS CO USA	CA	67423	(515)245-2000	42,517,580	6,203,778	36,313,802	0	DI LI VA VL
ULICO CASUALTY CO	DE	37893	<i>Name changed 11/17/06, now known as ULLICO CASUALTY CO</i>					
ULLICO CASUALTY CO	DE	37893	(202)682-0900	150,631,761	92,035,130	58,596,632	202,570	CW DI MT PI SU VE
ULLICO LIFE INS CO	TX	86371	(202)682-0900	14,292,854	3,366,853	10,926,001	17,467	DI LI
UNDERWRITER FOR THE PROFESSIONS INS CO	CO	41050	(707)226-0100	273,978,691	185,418,839	88,559,852	0	CI
UNICARE LIFE & HEALTH INS CO	IN	80314	(312)234-7000	1,725,804,981	1,380,869,631	344,935,350	29,001,288	DI LI
UNIFIED LIFE INS CO	TX	11121	(913)685-2233	95,602,140	82,896,753	12,705,387	23,802	DI LI
UNIGARD INDEMNITY CO	WA	25798	(206)641-4321	95,768,806	64,627,452	31,141,355	686,139	CW MT PI SU VE
UNIGARD INS CO	WA	25747	(206)641-4321	723,821,143	495,416,597	228,404,546	6,662,904	CW DI MT PI SU VE
UNIMERICA INS CO	WI	91529	(763)797-7126	135,192,042	90,098,142	45,093,900	4,426,799	DI LI

Company Names: CO = COMPANY CORP = CORPORATION INS = INSURANCE RRG = RISK RETENTION GROUP  
 Authorized Lines: CE = CERTIFICATE OF EXEMPTION ( WITH LINES OF AUTHORITY )  
 CI = CASUALTY CP = CAPTIVE INSURER CW = CASUALTY WITH WORKERS' COMPENSATION DI = DISABILITY DS = DENTAL SERVICE  
 HC = HEALTH CARE SERVICES ORGANIZATION HS = HOSPITAL SERVICE LC = LIFE CARE PROVIDER LP = LIFE CARE PROVIDER PROVISIONAL PERMIT  
 LI = LIFE LR = LIFE AND DISABILITY REINSURANCE MG = MORTGAGE GUARANTY MR = MECHANICAL REIMBURSEMENT REINSURANCE MS = MEDICAL SERVICE  
 MT = MARINE AND TRANSPORTATION OS = OPTOMETRIC SERVICE PD = PREPAID DENTAL PLAN PI = PROPERTY PL = PREPAID LEGAL  
 RG = DOMESTIC RISK RETENTION GROUP SU = SURETY TI = TITLE UR = UNAFFILIATED CREDIT LIFE AND DISABILITY REINSURANCE VA = VARIABLE ANNUITY  
 VE = VEHICLE VL = VARIABLE LIFE

Financial information is as of 12/31/2007 unless alternative fiscal year end is indicated.  
 † Fiscal year financial information due August 1 or November 1, 2008 pursuant to A.R.S. § 20-1083.  
 ‡ Financial information was not required during this period or is not available due to regulatory action or notification of merger or withdrawal.  
 \* DBA (Doing Business As)  
 \*\* Life Care Facility

**INSURERS AUTHORIZED IN ARIZONA AS OF DECEMBER 31, 2007 - (continued)**

NAME	DOMICILE	NAIC #	TELEPHONE	ASSETS	LIABILITIES	CAPITAL & SURPLUS	ARIZONA PREMIUMS	AUTHORIZED LINES
UNION BANKERS INS CO	TX	69701	(407)628-1776	104,521,421	89,978,424	14,542,996	331,880	DI LI
UNION CAPTIVE INS, INC.	AZ	---	(480)248-6400	Financial Information Not Available				CP
UNION CENTRAL LIFE INS CO, THE	OH	80837	(513)595-2200	7,284,871,050	6,963,812,540	321,058,510	10,453,942	DI LI VA VL
UNION FIDELITY LIFE INS CO	IL	62596	(215)542-4590	18,204,149,019	17,789,714,585	414,434,434	2,172,152	DI LI
UNION INS CO	IA	25844	(515)278-3000	84,258,221	57,599,431	26,658,790	3,787,152	CW MT PI SU VE
UNION INS CO OF PROVIDENCE	IA	21423	(515)280-2511	88,318,354	47,515,119	40,803,235	2,214,449	CI MT PI VE
UNION LABOR LIFE INS CO, THE	MD	69744	(202)682-0900	4,058,034,518	3,931,830,426	126,204,092	766,796	DI LI
UNION SECURITY INS CO	IA	70408	(816)474-2345	7,195,167,472	6,756,243,516	438,923,956	25,688,106	DI LI VA VL
UNION STANDARD INS CO	OK	38911	(972)719-2400	21,076,061	145,108	20,930,953	0	CW DI MT PI SU VE
UNIONE ITALIANA REINSURANCE CO OF AMERICA, INC.	NY	36048	(402)536-3000	79,582,868	43,257,260	36,325,608	0	CI MT PI SU VE
UNITED AGRICULTURAL BENEFIT TRUST *	CA	---	(949)975-1424	17,794,213	1,765,378	16,028,835	1,011,210	CE (DI LI)
UNITED AMERICAN INS CO	NE	92916	(972)529-5085	1,309,631,500	1,141,160,614	168,470,886	15,247,216	DI LI
UNITED AMERICAS INS CO	NY	36285	(212)486-0700	8,774,439	1,588,068	7,186,371	0	SUSPENDED
UNITED AUTOMOBILE INS CO	FL	35319	(305)935-2119	537,823,382	437,620,229	100,203,153	5,139,815	VE
UNITED BENEFIT LIFE INS CO	OH	65269	(913)722-1110	3,154,064	42,141	3,111,923	0	DI LI
UNITED CAPITAL TITLE INS CO	CA	50041	(213)385-3600	51,191,665	28,424,123	22,767,542	15,002,635	TI
UNITED CONCORDIA INS CO	AZ	85766	(717)260-7081	71,416,207	29,474,472	41,941,735	17,353,290	DI LI
UNITED CONTRACTORS INS CO, INC., A RRG	DC	12280	(877)872-7475	30,623,420	19,514,083	11,109,337	1,924,060	CI
UNITED DENTAL CARE OF ARIZONA, INC.	AZ	47708	(816)474-2345	5,681,610	1,002,420	4,679,190	7,260,193	PD
UNITED EDUCATORS INS, A RECIPROCAL RRG	VT	10020	(301)907-4908	503,934,906	327,044,714	176,890,192	424,720	CI
UNITED FAMILY LIFE INS CO	GA	91693	(770)206-6400	80,304,763	62,741,726	17,563,037	20,244	DI LI
UNITED FARM FAMILY LIFE INS CO	IN	69892	(317)692-7200	1,667,508,539	1,462,413,751	205,094,788	0	DI LI
UNITED FIDELITY LIFE INS CO	TX	87645	(816)391-2000	609,661,082	383,598,978	226,062,104	214,053	DI LI
UNITED FINANCIAL CASUALTY CO	OH	11770	(440)461-5000	1,764,001,051	1,347,925,691	416,075,360	29,567,370	CI MT PI VE
UNITED FIRE & CASUALTY CO	IA	13021	(319)399-5700	1,254,220,957	605,769,299	648,451,658	137,071	CI MT PI SU VE
UNITED FIRE & INDEMNITY CO	TX	19496	(409)766-4600	36,860,359	21,881,118	14,979,241	0	CI MT PI VE
UNITED GENERAL TITLE INS CO	CO	51624	(303)292-4848	119,101,390	91,127,118	27,974,272	6,618,322	TI
UNITED GUARANTY COMMERCIAL INS CO OF NC	NC	16659	(336)373-0232	288,394,039	247,020,630	41,373,409	0	CI
UNITED GUARANTY CREDIT INS CO	NC	40525	(800)334-0296	21,648,616	3,442,438	18,206,178	0	MG
UNITED GUARANTY MORTGAGE INDEMNITY CO	NC	26999	(336)373-0232	229,289,293	173,847,630	55,441,663	58,898	MG
UNITED GUARANTY RESIDENTIAL INS CO	NC	15873	(336)373-0232	1,907,961,281	1,412,449,338	495,511,943	17,251,206	MG
UNITED HEALTHCARE INS CO	CT	79413	(877)832-7734	11,425,483,510	8,320,618,457	3,104,865,053	972,246,420	DI LI
UNITED HEALTHCARE OF ARIZONA, INC.	AZ	96016	(602)664-2600	103,666,080	15,538,892	88,127,188	106,208,883	HC
UNITED HERITAGE LIFE INS CO	ID	63983	(800)657-6351	411,703,364	370,069,829	41,633,535	863,229	DI LI
UNITED HERITAGE PROPERTY & CASUALTY CO	ID	18939	(208)493-6200	20,419,969	10,610,217	9,809,752	0	CI PI
UNITED HOME INS CO, A RRG	VT	10712	(802)864-5599	10,311,267	7,078,681	3,232,586	0	CI
UNITED HOME LIFE INS CO	IN	69922	(317)692-7979	59,190,965	43,305,616	15,885,349	259,112	DI LI
UNITED INS CO OF AMERICA	IL	69930	(314)819-4300	2,055,249,126	1,851,052,398	204,196,728	42,281	DI LI
UNITED INVESTORS LIFE INS CO	MO	94099	(205)325-2722	3,058,371,933	2,668,729,663	389,642,270	1,153,036	LI VA VL

Company Names: CO = COMPANY CORP = CORPORATION INS = INSURANCE RRG = RISK RETENTION GROUP  
 Authorized Lines: CE = CERTIFICATE OF EXEMPTION ( WITH LINES OF AUTHORITY )  
 CI = CASUALTY CP = CAPTIVE INSURER CW = CASUALTY WITH WORKERS' COMPENSATION DI = DISABILITY DS = DENTAL SERVICE  
 HC = HEALTH CARE SERVICES ORGANIZATION HS = HOSPITAL SERVICE LC = LIFE CARE PROVIDER LP = LIFE CARE PROVIDER PROVISIONAL PERMIT  
 LI = LIFE LR = LIFE AND DISABILITY REINSURANCE MG = MORTGAGE GUARANTY MR = MECHANICAL REIMBURSEMENT REINSURANCE MS = MEDICAL SERVICE  
 MT = MARINE AND TRANSPORTATION OS = OPTOMETRIC SERVICE PD = PREPAID DENTAL PLAN PI = PROPERTY PL = PREPAID LEGAL  
 RG = DOMESTIC RISK RETENTION GROUP SU = SURETY TI = TITLE UR = UNAFFILIATED CREDIT LIFE AND DISABILITY REINSURANCE VA = VARIABLE ANNUITY  
 VE = VEHICLE VL = VARIABLE LIFE

Financial information is as of 12/31/2007 unless alternative fiscal year end is indicated.  
 † Fiscal year financial information due August 1 or November 1, 2008 pursuant to A.R.S. § 20-1083.  
 ‡ Financial information was not required during this period or is not available due to regulatory action or notification of merger or withdrawal.  
 \* DBA (Doing Business As)  
 \*\* Life Care Facility

**INSURERS AUTHORIZED IN ARIZONA AS OF DECEMBER 31, 2007 - (continued)**

NAME	DOMICILE	NAIC #	TELEPHONE	ASSETS	LIABILITIES	CAPITAL & SURPLUS	ARIZONA PREMIUMS	AUTHORIZED LINES
UNITED LIBERTY LIFE INS CO	KY	82694	(502)244-2420	27,339,997	25,068,444	2,271,553	2,179	DI LI
UNITED LIFE INS CO	IA	69973	(319)399-5700	1,356,738,832	1,192,570,562	164,168,269	22,182	DI LI
UNITED MISSOURI INS CO	AZ	---	(602)254-5866	Financial Information Not Available †				UR
UNITED NATIONAL CASUALTY INS CO	IN	11445	(610)664-1500	38,026,318	12,572,861	25,453,456	0	CW DI MT PI SU VE
UNITED NATIONAL SPECIALTY INS CO	WI	41335	(610)664-1500	82,986,934	23,423,249	59,563,686	1,111	CW DI MT PI SU VE
UNITED OF OMAHA LIFE INS CO	NE	69868	(402)342-7600	13,227,857,612	11,869,797,721	1,358,059,891	35,943,458	DI LI VA VL
UNITED SECURITY LIFE AND HEALTH INS CO	IL	81108	(800)875-4422	26,138,949	18,743,014	7,395,936	7,224,390	DI LI
UNITED SERVICES AUTOMOBILE ASSOCIATION	TX	25941	(210)498-2211	18,401,816,176	5,505,253,475	12,896,562,700	117,647,551	CI MT PI VE
UNITED STATES FIDELITY AND GUARANTY CO	MD	25887	(651)310-7911	4,079,567,049	2,151,063,995	1,928,503,054	4,110,592	CW DI MT PI SU VE
UNITED STATES FIRE INS CO	DE	21113	(973)490-6600	3,694,722,840	2,533,793,031	1,160,929,809	8,034,752	CW DI MT PI SU VE
UNITED STATES LIABILITY INS CO	PA	25895	(610)688-2535	481,398,209	185,302,827	296,095,381	2,642,353	CW MT PI SU VE
UNITED STATES LIFE INS CO IN THE CITY OF NEW YORK, THE	NY	70106	(732)922-7000	5,314,658,764	4,842,259,406	472,399,358	5,751,467	DI LI
UNITED TEACHER ASSOCIATES INS CO	TX	63479	(512)451-2224	499,286,186	433,634,898	65,651,288	2,425,979	DI LI
UNITED WISCONSIN INS CO	WI	29157	(262)787-7400	280,391,099	211,539,199	68,851,897	102,908	CW DI
UNITED WORLD LIFE INS CO	NE	72850	(402)978-5127	91,903,643	69,347,060	22,556,583	1,569,952	DI LI
UNITRIN AUTO AND HOME INS CO	NY	16063	(904)245-5600	165,934,522	136,923,317	29,011,204	0	CW MT PI SU VE
UNITRIN DIRECT INS CO	IL	10226	(760)599-4700	35,834,270	22,253,606	13,580,664	0	CI PI VE
UNITRIN DIRECT PROPERTY & CASUALTY CO	IL	10915	(760)599-4700	53,701,832	39,327,096	14,374,736	11,350,123	CI MT PI VE
UNITY FINANCIAL LIFE INS CO	PA	63819	(513)247-0711	57,747,401	51,000,657	6,746,744	225,891	DI LI
UNITY MUTUAL LIFE INS CO	NY	70114	(315)448-7000	320,911,394	301,631,029	19,280,365	31,949	LI
UNIVERSAL CASUALTY CO	IL	42862	(847)700-9100	96,215,528	66,858,264	29,357,264	4,997,961	CI DI MT PI SU VE
UNIVERSAL FIDELITY LIFE INS CO	OK	70122	(405)608-0174	8,876,216	5,713,916	3,162,300	0	DI LI
UNIVERSAL FIRE & CASUALTY INS CO	IN	32867	(616)662-3900	7,562,012	1,724,920	5,837,092	37,764	CI PI SU
UNIVERSAL GUARANTY LIFE INS CO	OH	70130	(217)241-6300	263,087,901	232,957,184	30,130,717	44,095	LI
UNIVERSAL HEALTH CARE INS CO, INC.	FL	12577	(727)822-3446	196,730,140	75,637,792	121,092,348	14,200,307	DI
UNIVERSAL INS CO OF TEXAS	TX	10759	<i>Name changed 12/28/07, now known as UNIVERSAL NORTH AMERICA INS CO</i>					
UNIVERSAL NORTH AMERICA INS CO	TX	10759	(210)877-5800	12,861,193	5,855,281	7,005,912	0	CI MT PI VE
UNIVERSAL PRUDENTIAL REINSURANCE CO	AZ	---	(602)337-6300	Financial Information Not Available				CP
UNIVERSAL SURETY CO	NE	25933	(402)435-4302	132,663,013	36,793,781	95,869,232	134,069	SU
UNIVERSAL UNDERWRITERS INS CO	KS	41181	(913)339-1000	418,321,599	75,388,800	342,932,799	15,220,690	CW DI MT PI SU VE
UNIVERSAL UNDERWRITERS LIFE INS CO	KS	70173	(913)339-1000	328,939,851	282,532,128	46,407,723	130,483	DI LI
UNIVERSAL UNDERWRITERS OF TEXAS INS CO	TX	40843	(913)339-1000	14,361,344	5,371,437	8,989,907	0	CW MT PI SU VE
UNIVEST REINSURANCE CO	AZ	64599	(215)721-2594	1,182,130	268,278	913,852	0	LR
UNUM LIFE INS CO OF AMERICA	ME	62235	(423)755-2277	16,438,518,655	14,948,015,742	1,490,502,913	44,934,432	DI LI
US HEALTH AND LIFE INS CO	MI	97772	(810)826-4845	31,210,489	21,930,140	9,280,349	200	DI LI
US RAIL INS CO, A RRG	VT	12923	(802)229-5042	1,881,676	450,928	1,430,748	0	CI
USAA CASUALTY INS CO	TX	25968	(210)498-8111	6,040,601,742	3,191,238,757	2,849,362,985	95,450,709	CI MT PI VE
USAA DIRECT LIFE INS CO	NE	72613	(210)498-8000	8,943,719	55,483	8,888,237	0	DI LI
USAA GENERAL INDEMNITY CO	TX	18600	(210)498-2211	358,339,161	206,319,172	152,019,989	7,629,624	CI MT PI VE

Company Names: **CO** = COMPANY **CORP** = CORPORATION **INS** = INSURANCE **RRG** = RISK RETENTION GROUP  
 Authorized Lines: **CE** = CERTIFICATE OF EXEMPTION ( WITH LINES OF AUTHORITY )  
**CI** = CASUALTY **CP** = CAPTIVE INSURER **CW** = CASUALTY WITH WORKERS' COMPENSATION **DI** = DISABILITY **DS** = DENTAL SERVICE  
**HC** = HEALTH CARE SERVICES ORGANIZATION **HS** = HOSPITAL SERVICE **LC** = LIFE CARE PROVIDER **LP** = LIFE CARE PROVIDER PROVISIONAL PERMIT  
**LI** = LIFE **LR** = LIFE AND DISABILITY REINSURANCE **MG** = MORTGAGE GUARANTY **MR** = MECHANICAL REIMBURSEMENT REINSURANCE **MS** = MEDICAL SERVICE  
**MT** = MARINE AND TRANSPORTATION **OS** = OPTOMETRIC SERVICE **PD** = PREPAID DENTAL PLAN **PI** = PROPERTY **PL** = PREPAID LEGAL  
**RG** = DOMESTIC RISK RETENTION GROUP **SU** = SURETY **TI** = TITLE **UR** = UNAFFILIATED CREDIT LIFE AND DISABILITY REINSURANCE **VA** = VARIABLE ANNUITY  
**VE** = VEHICLE **VL** = VARIABLE LIFE

Financial information is as of 12/31/2007 unless alternative fiscal year end is indicated.

† Fiscal year financial information due August 1 or November 1, 2008 pursuant to A.R.S. § 20-1083.

‡ Financial information was not required during this period or is not available due to regulatory action or notification of merger or withdrawal.

\* DBA (Doing Business As)

\*\* Life Care Facility

**INSURERS AUTHORIZED IN ARIZONA AS OF DECEMBER 31, 2007 - (continued)**

NAME	DOMICILE	NAIC #	TELEPHONE	ASSETS	LIABILITIES	CAPITAL & SURPLUS	ARIZONA PREMIUMS	AUTHORIZED LINES
USAA LIFE INS CO	TX	69663	(210)498-0676	10,862,262,253	9,897,136,741	965,125,511	42,003,693	DI LI VA VL
USABLE LIFE	AR	94358	(501)375-7200	239,530,295	140,221,973	99,308,322	952,760	DI LI
USAGENCIES DIRECT INS CO	NY	10413	(225)928-9000	16,676,007	7,152,774	9,523,233	0	VE
USON INS CO	AZ	---	(602)337-6302	Financial Information Not Available				CP
USON RRG, INC.	AZ	13033	(602)337-6302	2,000,000	0	2,000,000	0	RG
USPLATE GLASS INS CO	IL	28497	(708)449-6060	16,415,614	7,677,531	8,738,083	4,577	CI
UTICA MUTUAL INS CO	NY	25976	(315)734-2000	2,187,614,360	1,423,132,568	764,481,792	84,320	CW DI MT PI SU VE
VALIANT INS CO	DE	26611	(212)608-3964	51,544,727	1,071,552	50,473,175	0	CW DI MT PI SU VE
VALLEY FORGE INS CO	PA	20508	(312)822-5000	58,840,129	11,962	58,828,167	13,579,469	CW DI MT PI SU VE
VALLEY FORGE LIFE INS CO	IN	70211	<i>Name changed 9/30/07, now known as REASSURE AMERICA LIFE INS CO</i>					
VALLEY INS CO	CA	14133	(214)360-8000	28,425,867	9,344,123	19,081,744	0	CI MT PI SU VE
VALUE HEALTH REINSURANCE, INC.	AZ	89518	(757)459-5200	6,991,005	157,655	6,833,350	0	LR
VANLINER INS CO	MO	21172	(636)343-9889	479,807,970	361,253,390	118,554,580	2,081,406	CW MT PI VE
VANTISLIFE INS CO	CT	68632	(866)826-8471	649,526,441	582,212,758	67,313,683	47,772	DI LI
VARIABLE ANNUITY LIFE INS CO, THE	TX	70238	(713)526-5251	63,998,991,276	61,157,685,672	2,841,305,604	40,831,125	LI VA
VEHICULAR SERVICE INS CO, RRG	OK	11063	(256)851-6777	1,794,214	194,221	1,599,993	6,220	CI
VEREX ASSURANCE, INC.	WI	18759	(919)846-4100	27,394,725	12,079,476	15,315,249	2,111	MG
VERLAN FIRE INS CO	MD	10815	(301)495-7722	26,212,226	9,149,691	17,062,535	104,141	CI MT PI
VESTA INS CORP	TX	42668	(205)970-7000	Financial Information Not Available ‡				REHABILITATION
VICTORIA AUTOMOBILE INS CO	IN	10644	(440)461-3461	10,591,247	2,604,975	7,986,272	4,363,534	VE
VICTORIA FIRE & CASUALTY CO	OH	42889	(440)461-3461	180,878,011	138,483,242	42,394,769	294,097	CI MT PI SU VE
VICTORIA SELECT INS CO	OH	10105	(440)461-3461	16,086,144	8,864,057	7,222,087	7,627,310	VE
VICTORIA SPECIALTY INS CO	OH	10777	(440)461-3461	7,456,477	4,284,911	3,171,566	17,352,758	VE
VIGILANT INS CO	NY	20397	(908)903-2000	392,431,088	242,114,518	150,316,570	7,112,955	CW DI MT PI SU VE
VIKING INS CO OF WISCONSIN	WI	13137	(715)346-6000	364,180,670	221,152,367	143,028,303	15,962,968	VE
VIRGINIA SURETY CO, INC.	IL	40827	(847)953-1500	1,135,059,769	884,687,587	250,372,183	1,807,418	CW DI MT PI SU VE
VISION SERVICE PLAN INS CO	CT	39616	(916)851-5000	387,965,299	68,066,728	319,898,571	18,201,602	DI
VISTA LIFE INS CO	MI	84549	(313)390-6170	40,796,424	6,150,587	34,645,837	0	DI LI
VOYAGER PROPERTY AND CASUALTY INS CO	SC	35971	(770)763-1000	80,058,047	49,600,302	30,457,745	6,324,999	CI DI MT PI
WACHOVIA LIFE INS CO	AZ	72559	(602)254-5866	57,439,720	3,456,668	53,983,052	0	LR
WARNER INS CO	CT	26085	(203)634-7200	30,949,814	9,219,343	21,730,471	1,615,063	CI VE
WASHINGTON INTERNATIONAL INS CO	AZ	32778	(630)227-4700	100,062,534	46,198,636	53,863,898	1,494,177	CW DI MT PI SU VE
WASHINGTON NATIONAL INS CO	IL	70319	(317)817-4100	2,473,581,370	2,037,995,843	435,585,526	8,951,152	DI LI
WAUSAU BUSINESS INS CO	WI	26069	(617)357-9500	176,625,394	126,415,536	50,209,858	4,572,189	CW MT PI SU VE
WAUSAU UNDERWRITERS INS CO	WI	26042	(617)357-9500	233,032,611	142,235,501	90,797,110	8,641,956	CW DI MT PI SU VE
WELLCARE HEALTH INS OF ARIZONA, INC.	AZ	83445	(813)865-1658	152,303,172	86,681,787	65,621,385	119,413	DI LI
WELLCARE HEALTH INS OF ILLINOIS, INC.	IL	64467	(813)865-1658	83,271,946	70,981,061	12,290,885	10,157,015	DI LI
WELLCARE PRESCRIPTION INS, INC.	FL	10155	(813)290-6200	345,194,461	181,215,488	163,978,973	3,434,162	DI
WELLINGTON LIFE INS CO	AZ	85537	(757)459-5200	7,100,710	691,283	6,409,427	0	DI LI

Company Names: **CO** = COMPANY **CORP** = CORPORATION **INS** = INSURANCE **RRG** = RISK RETENTION GROUP  
 Authorized Lines: **CE** = CERTIFICATE OF EXEMPTION ( WITH LINES OF AUTHORITY )  
**CI** = CASUALTY **CP** = CAPTIVE INSURER **CW** = CASUALTY WITH WORKERS' COMPENSATION **DI** = DISABILITY **DS** = DENTAL SERVICE  
**HC** = HEALTH CARE SERVICES ORGANIZATION **HS** = HOSPITAL SERVICE **LC** = LIFE CARE PROVIDER **LP** = LIFE CARE PROVIDER PROVISIONAL PERMIT  
**LI** = LIFE **LR** = LIFE AND DISABILITY REINSURANCE **MG** = MORTGAGE GUARANTY **MR** = MECHANICAL REIMBURSEMENT REINSURANCE **MS** = MEDICAL SERVICE  
**MT** = MARINE AND TRANSPORTATION **OS** = OPTOMETRIC SERVICE **PD** = PREPAID DENTAL PLAN **PI** = PROPERTY **PL** = PREPAID LEGAL  
**RG** = DOMESTIC RISK RETENTION GROUP **SU** = SURETY **TI** = TITLE **UR** = UNAFFILIATED CREDIT LIFE AND DISABILITY REINSURANCE **VA** = VARIABLE ANNUITY  
**VE** = VEHICLE **VL** = VARIABLE LIFE

Financial information is as of 12/31/2007 unless alternative fiscal year end is indicated.

† Fiscal year financial information due August 1 or November 1, 2008 pursuant to A.R.S. § 20-1083.

‡ Financial information was not required during this period or is not available due to regulatory action or notification of merger or withdrawal.

\* DBA (Doing Business As)

\*\* Life Care Facility

**INSURERS AUTHORIZED IN ARIZONA AS OF DECEMBER 31, 2007 - (continued)**

NAME	DOMICILE	NAIC #	TELEPHONE	ASSETS	LIABILITIES	CAPITAL & SURPLUS	ARIZONA PREMIUMS	AUTHORIZED LINES
WELLMARK COMMUNITY INS, INC.	IA	83607	(515)245-4999	22,231,184	4,693,204	17,537,980	0	DI LI
WESCO INS CO	DE	25011	(212)220-7120	97,938,003	66,134,648	31,803,355	456,591	CW DI MT PI SU VE
WEST AMERICAN INS CO	IN	44393	(513)603-2250	271,633,241	57,756,818	213,876,422	9,608,451	CW MT PI SU VE
WEST COAST LIFE INS CO	NE	70335	(415)591-8200	3,130,421,068	2,831,043,721	299,377,347	14,932,378	DI LI
WESTCHESTER FIRE INS CO	NY	21121	(215)640-1000	2,542,889,887	1,739,957,367	802,932,520	7,198,236	CW DI MT PI SU VE
WESTCOR LAND TITLE INS CO	CA	50050	(702)253-5100	24,062,681	15,400,201	8,662,482	3,280,714	TI
WESTERN AGRICULTURAL INS CO	IA	27871	(515)225-5400	135,416,855	79,586,118	55,830,737	2,996,182	CI DI MT PI SU VE
WESTERN AND SOUTHERN LIFE INS CO	OH	70483	(513)629-1800	8,832,318,171	5,126,353,628	3,705,964,543	1,568,452	DI LI
WESTERN DIVERSIFIED CASUALTY INS CO	NE	30830	(212)651-6500	21,108,987	157,704	20,951,283	0	CI MT PI SU VE
WESTERN GENERAL INS CO	CA	27502	(818)880-9070	103,037,469	71,343,884	31,693,585	2,311,514	CI PI VE
WESTERN GROWERS ASSURANCE TRUST	FY Ending 06/30/2007 CA	---	(949)863-1000	70,901,517	5,777,542	65,123,975	4,309,520	CE ( DI LI )
WESTERN HERITAGE INS CO	AZ	37150	(480)951-0703	104,079,594	15,639,049	88,440,545	4,327,145	CI DI MT PI SU VE
WESTERN HOME INS CO	MN	26395	(952)842-9800	29,102,545	14,802,396	14,300,149	0	CI MT PI
WESTERN INS CO	NV	10008	(775)829-6650	29,827,090	11,398,390	18,428,700	359,369	SU
WESTERN INS RRG, INC.	AZ	11978	(602)427-3234	1,067,826	264,908	802,918	0	RG
WESTERN MUTUAL INS CO	UT	68420	(801)263-8000	10,081,344	4,934,354	5,146,990	984,422	DI LI
WESTERN NATIONAL ASSURANCE CO	MN	24465	(952)835-5350	37,069,454	22,206,757	14,862,697	0	CI DI MT PI SU VE
WESTERN PACIFIC MUTUAL INS CO, A RRG	CO	40940	(303)388-5688	138,343,895	61,134,151	77,209,744	491,996	CI
WESTERN RESERVE LIFE ASSURANCE CO. OF OHIO	OH	91413	(813)585-6565	11,768,905,053	11,280,202,528	488,702,525	31,832,816	DI LI VA VL
WESTERN SURETY CO	SD	13188	(605)336-0850	1,083,774,330	641,549,457	442,224,873	10,446,013	CI SU
WESTERN UNITED LIFE ASSURANCE CO	WA	77925	(800)247-2045	812,525,802	766,968,791	45,557,011	86,477	REHABILITATION
WESTERN-SOUTHERN LIFE ASSURANCE CO	OH	92622	(513)629-1800	9,294,093,634	8,600,442,999	693,650,635	8,312,581	DI LI VA
WESTFIELD INS CO	OH	24112	(330)887-0101	2,235,508,685	1,508,233,813	727,274,872	19,676,267	CW DI MT PI SU VE
WESTFIELD NATIONAL INS CO	OH	24120	(330)887-0101	474,762,542	295,805,136	178,957,406	28,807	CW DI MT PI SU VE
WESTMARK LIFE INS CO	AZ	---	(847)572-6864	Financial Information Not Available †				UR
WESTMINSTER VILLAGE **	AZ	95419	(480)451-2000	39,468,237	52,228,160	(12,759,923)	0	LC
WESTPORT INS CORP	MO	34207	(913)676-5200	1,110,639,562	817,131,599	293,507,963	12,173,705	CW DI MT PI SU VE
WESTPORT LIFE INS CO	AZ	62332	(602)254-5866	16,051,759	7,843,864	8,207,895	0	LR
WESTWARD LIFE INS CO	AZ	78301	(949)720-1568	23,665,940	3,707,532	19,958,408	287,183	DI LI
WILLIAMSBURG NATIONAL INS CO	MI	25780	(248)358-1100	89,306,419	67,460,648	21,845,771	797,039	CW MT PI SU VE
WILSHIRE INS CO	NC	13234	(919)833-1600	201,488,429	97,810,159	103,678,270	8,279,466	CI DI MT PI SU VE
WILTON REASSURANCE CO	MN	66133	(203)862-3172	433,471,351	316,639,169	116,832,181	0	DI LI
WILTON REASSURANCE LIFE CO OF NEW YORK	NY	60704	(203)762-4400	1,219,486,267	1,126,124,901	93,361,398	266,290	DI LI VA VL
WINDSOR LIFE INS CO	TX	65960	(214)559-0850	2,931,461	224,340	2,707,121	57,236	DI LI
WOMAN'S LIFE INS SOCIETY	MI	56170	(810)985-5191	184,370,544	151,531,001	32,839,543	9,593	LI
WOODMEN OF THE WORLD LIFE INS SOCIETY	NE	57320	(402)342-1890	7,647,374,215	6,730,640,678	916,733,537	1,893,972	VA DI LI VL
WORK FIRST CASUALTY CO	DE	31232	(302)477-1710	24,025,514	13,350,268	10,675,246	587,153	CW
WORKMEN'S AUTO INS CO	CA	13250	(213)747-6492	63,331,543	40,685,796	22,645,747	89,995	CI MT PI SU VE
WORKMEN'S LIFE INS CO	AZ	78409	(213)747-6492	557,774	3,577	554,197	0	DI LI

Company Names: CO = COMPANY CORP = CORPORATION INS = INSURANCE RRG = RISK RETENTION GROUP  
 Authorized Lines: CE = CERTIFICATE OF EXEMPTION ( WITH LINES OF AUTHORITY )  
 CI = CASUALTY CP = CAPTIVE INSURER CW = CASUALTY WITH WORKERS' COMPENSATION DI = DISABILITY DS = DENTAL SERVICE  
 HC = HEALTH CARE SERVICES ORGANIZATION HS = HOSPITAL SERVICE LC = LIFE CARE PROVIDER LP = LIFE CARE PROVIDER PROVISIONAL PERMIT  
 LI = LIFE LR = LIFE AND DISABILITY REINSURANCE MG = MORTGAGE GUARANTY MR = MECHANICAL REIMBURSEMENT REINSURANCE MS = MEDICAL SERVICE  
 MT = MARINE AND TRANSPORTATION OS = OPTOMETRIC SERVICE PD = PREPAID DENTAL PLAN PI = PROPERTY PL = PREPAID LEGAL  
 RG = DOMESTIC RISK RETENTION GROUP SU = SURETY TI = TITLE UR = UNAFFILIATED CREDIT LIFE AND DISABILITY REINSURANCE VA = VARIABLE ANNUITY  
 VE = VEHICLE VL = VARIABLE LIFE

Financial information is as of 12/31/2007 unless alternative fiscal year end is indicated.  
 † Fiscal year financial information due August 1 or November 1, 2008 pursuant to A.R.S. § 20-1083.  
 ‡ Financial information was not required during this period or is not available due to regulatory action or notification of merger or withdrawal.  
 \* DBA (Doing Business As)  
 \*\* Life Care Facility

**INSURERS AUTHORIZED IN ARIZONA AS OF DECEMBER 31, 2007 - (continued)**

NAME	DOMICILE	NAIC #	TELEPHONE	ASSETS	LIABILITIES	CAPITAL & SURPLUS	ARIZONA PREMIUMS	AUTHORIZED LINES
WORLD CORP INS CO	NE	79987	(402)496-8000	23,198,424	962,619	22,235,805	22,041	DI LI
WORLD INS CO	NE	70629	(402)496-8000	231,500,679	115,124,879	116,375,800	6,172,203	DI LI
XL CAPITAL ASSURANCE INC.	NY	20311	(212)478-3400	653,987,182	462,003,684	191,983,498	942,576	SU
XL INS AMERICA, INC.	DE	24554	(203)964-5235	542,736,297	331,163,360	211,572,937	2,915,569	CW MT PI SU VE
XL INS CO OF NEW YORK, INC.	NY	40193	(203)964-5200	155,575,380	98,593,860	56,981,520	0	CI MT PI SU VE
XL LIFE INS AND ANNUITY CO	IL	88080	(847)517-2990	736,668,962	710,618,306	26,050,656	0	DI LI
XL RE LIFE AMERICA INC.	DE	80586	(847)517-2990	57,550,892	8,090,501	49,460,391	0	DI LI VA VL
XL REINSURANCE AMERICA INC.	NY	20583	(203)964-5200	5,027,624,663	2,983,144,285	2,044,480,378	0	CW MT PI SU VE
XL SPECIALTY INS CO	DE	37885	(203)964-5200	555,492,269	403,897,138	151,595,131	20,937,011	CW MT PI SU VE
XPRESS ASSURANCE, INC.	AZ	---	(602)427-3251	Financial Information Not Available				CP
YADKIN VALLEY LIFE INS CO	AZ	90735	(919)716-2266	390,296	58,627	331,669	0	LR
YORK INS CO	IL	24325	(401)453-7163	24,655,934	18,447,046	6,208,888	0	CW MT PI
YOSEMITE INS CO	IN	26220	(812)468-5338	558,607,533	93,313,891	465,293,642	1,005,877	CI DI MT PI SU VE
YOUNG AMERICA INS CO	TX	27090	(214)333-4002	49,886,492	35,778,416	14,108,076	0	CI PI VE
ZALE INDEMNITY CO	TX	30325	(972)580-4080	14,498,074	3,966,321	10,531,753	6,779	CI MT PI SU
ZALE LIFE INS CO	AZ	71323	(972)580-4080	12,127,567	2,482,573	9,644,994	42,730	DI LI
ZENITH INS CO	CA	13269	(818)713-1000	2,252,913,454	1,801,818,805	451,094,649	1,066,377	CW MT PI SU VE
ZURICH AMERICAN INS CO	NY	16535	(847)605-6000	31,808,017,253	25,063,304,962	6,744,712,291	86,022,788	CW DI MT PI PL SU VE
ZURICH AMERICAN INS CO OF ILLINOIS	IL	27855	(847)605-6000	63,392,037	19,594,224	43,797,814	899,477	CW MT PI SU VE
21ST CENTURY INS CO OF THE SOUTHWEST	TX	10245	(818)704-3682	8,071,592	4,431,879	3,639,713	22,216,142	CI MT PI SU VE
5 STAR LIFE INS CO	LA	77879	(703)706-5975	165,974,478	113,699,921	52,274,557	4,224,425	DI LI
84 INDEMNITY CO	AZ	---	(602)952-9532	Financial Information Not Available				CP

Company Names: CO = COMPANY CORP = CORPORATION INS = INSURANCE RRG = RISK RETENTION GROUP  
 Authorized Lines: CE = CERTIFICATE OF EXEMPTION ( WITH LINES OF AUTHORITY )  
 CI = CASUALTY CP = CAPTIVE INSURER CW = CASUALTY WITH WORKERS' COMPENSATION DI = DISABILITY DS = DENTAL SERVICE  
 HC = HEALTH CARE SERVICES ORGANIZATION HS = HOSPITAL SERVICE LC = LIFE CARE PROVIDER LP = LIFE CARE PROVIDER PROVISIONAL PERMIT  
 LI = LIFE LR = LIFE AND DISABILITY REINSURANCE MG = MORTGAGE GUARANTY MR = MECHANICAL REIMBURSEMENT REINSURANCE MS = MEDICAL SERVICE  
 MT = MARINE AND TRANSPORTATION OS = OPTOMETRIC SERVICE PD = PREPAID DENTAL PLAN PI = PROPERTY PL = PREPAID LEGAL  
 RG = DOMESTIC RISK RETENTION GROUP SU = SURETY TI = TITLE UR = UNAFFILIATED CREDIT LIFE AND DISABILITY REINSURANCE VA = VARIABLE ANNUITY  
 VE = VEHICLE VL = VARIABLE LIFE

Financial information is as of 12/31/2007 unless alternative fiscal year end is indicated.  
 † Fiscal year financial information due August 1 or November 1, 2008 pursuant to A.R.S. § 20-1083.  
 ‡ Financial information was not required during this period or is not available due to regulatory action or notification of merger or withdrawal.  
 \* DBA (Doing Business As)  
 \*\* Life Care Facility



**TOP 25 AUTHORIZED  
PREMIUM WRITERS  
FOR SELECT  
LINES OF BUSINESS**



# FIRE

## 2007 Ranking of Top Twenty-Five Insurers by Premiums Written

(\$000 Omitted)

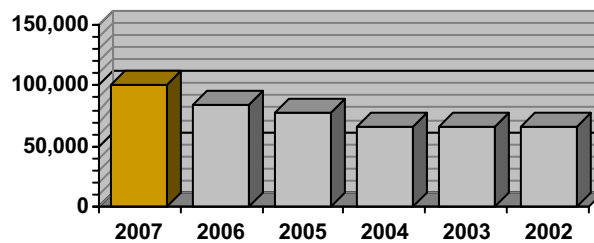
NAIC#	INSURER NAME	Market Share		PREMIUMS WRITTEN	PREMIUMS EARNED	LOSSES PAID	LOSSES INCURRED	LOSS RATIO
		'07	'06	(1)	(2)	(3)	(4)	(4)/(2)
1. 42978	AMERICAN SECURITY INS CO	18.1%	10.7%	18,114	13,592	1,016	1,463	10.8%
2. 16535	ZURICH AMERICAN INS CO	6.7%	3.0%	6,707	4,587	0	51	1.1%
3. 18988	AUTO-OWNERS INS CO	5.8%	7.0%	5,850	5,919	4,204	4,969	84.0%
4. 21482	FACTORY MUTUAL INS CO	5.6%	5.1%	5,600	4,562	(4,784)	(2,559)	(56.1%)
5. 25658	TRAVELERS INDEMNITY CO, THE	4.5%	4.8%	4,462	4,485	(804)	(1,251)	(27.9%)
6. 23035	LIBERTY MUTUAL FIRE INS CO	4.4%	4.1%	4,404	4,358	1,508	1,690	38.8%
7. 41297	SCOTTSDALE INS CO	4.3%	5.8%	4,270	4,567	1,004	1,149	25.2%
8. 35300	ALLIANZ GLOBAL RISKS US INS CO	3.4%	3.5%	3,410	3,279	231	283	8.6%
9. 24740	SAFECO INS CO OF AMERICA	2.6%	2.6%	2,612	2,456	1,109	1,107	45.1%
10. 25674	TRAVELERS PROPERTY CASUALTY CO OF AMERICA	2.5%	2.9%	2,456	2,547	466	1,775	69.7%
11. 24767	ST. PAUL FIRE AND MARINE INS CO	2.0%	2.1%	1,980	2,079	994	1,489	71.6%
12. 39306	FIDELITY AND DEPOSIT CO OF MARYLAND	2.0%	2.3%	1,955	2,011	(1,543)	(719)	(35.8%)
13. 26247	AMERICAN GUARANTEE AND LIABILITY INS CO	1.9%	2.3%	1,949	1,758	3,819	3,961	225.3%
14. 24813	BALBOA INS CO	1.9%	1.2%	1,924	1,653	156	197	11.9%
15. 10014	AFFILIATED FM INS CO	1.8%	1.9%	1,839	1,604	77	71	4.4%
16. 25941	UNITED SERVICES AUTOMOBILE ASSOCIATION	1.5%	1.6%	1,532	1,459	205	316	21.7%
17. 21113	UNITED STATES FIRE INS CO	1.5%	1.9%	1,489	1,776	278	2,729	153.7%
18. 11185	FOREMOST INS CO OF GRAND RAPIDS, MI	1.4%	1.7%	1,385	1,397	655	680	48.6%
19. 24554	XL INS AMERICA, INC.	1.4%	2.5%	1,367	1,705	183	0	0.0%
20. 21415	EMPLOYERS MUTUAL CASUALTY CO	1.2%	1.4%	1,188	1,181	382	431	36.5%
21. 19062	AUTOMOBILE INS CO OF HARTFORD, CT	1.2%	1.1%	1,155	1,052	164	130	12.4%
22. 25968	USAA CASUALTY INS CO	1.1%	1.1%	1,064	1,010	363	360	35.6%
23. 26905	CENTURY-NATIONAL INS CO	0.9%	1.0%	893	864	517	548	63.4%
24. 10921	AAA FIRE & CASUALTY INS CO	0.9%	0.7%	875	729	285	451	61.9%
25. 23469	AMERICAN MODERN HOME INS CO	0.8%	0.8%	851	817	268	380	46.5%
<b>Current Year Top 25:</b>		79.2%		79,334	71,449	10,753	19,701	27.6%
<b>Total for Current Year: 246 Insurers</b>				100,218	93,205	21,578	23,574	25.3%
<b>Prior Year: 248 Insurers</b>				84,725	80,103	18,977	20,610	25.7%

Company Names: CO = COMPANY CORP = CORPORATION INS = INSURANCE RRG = RISK RETENTION GROUP

Note: Due to rounding, numbers may not produce the totals presented.

Insurers Reporting may include insurers that did not have any written premiums but may have reported other activity such as Direct Premiums Earned, Dividends Paid, Losses Paid and Losses Incurred.

### Total Arizona Premiums for This Line for All Insurers Reporting (\$000 Omitted)



# HOMEOWNERS MULTIPLE PERIL

## 2007 Ranking of Top Twenty-Five Insurers by Premiums Written

(\$000 Omitted)

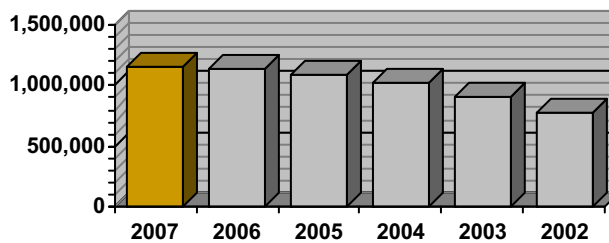
NAIC#	INSURER NAME	Market Share		PREMIUMS WRITTEN	PREMIUMS EARNED	LOSSES PAID	LOSSES INCURRED	LOSS RATIO
		'07	'06	(1)	(2)	(3)	(4)	(4)/(2)
1. 25143	STATE FARM FIRE AND CASUALTY CO	19.4%	19.4%	225,032	225,304	101,185	103,466	45.9%
2. 21598	FARMERS INS CO OF ARIZONA	12.1%	13.7%	140,090	148,816	69,482	66,466	44.7%
3. 19275	AMERICAN FAMILY MUTUAL INS CO	8.3%	9.1%	96,409	101,001	51,957	52,507	52.0%
4. 19240	ALLSTATE INDEMNITY CO	5.7%	6.5%	66,195	70,352	30,313	30,678	43.6%
5. 17230	ALLSTATE PROPERTY AND CASUALTY INS CO	4.5%	3.2%	52,565	45,657	16,081	20,774	45.5%
6. 19232	ALLSTATE INS CO	3.4%	3.7%	39,138	41,086	19,137	18,347	44.7%
7. 25941	UNITED SERVICES AUTOMOBILE ASSOCIATION	2.4%	2.7%	27,906	28,700	18,466	18,531	64.6%
8. 11185	FOREMOST INS CO OF GRAND RAPIDS, MI	2.2%	2.1%	25,356	24,998	12,771	13,307	53.2%
9. 34690	PROPERTY AND CASUALTY INS CO OF HARTFORD	2.0%	1.8%	23,564	22,300	9,470	8,742	39.2%
10. 26298	METROPOLITAN PROPERTY AND CASUALTY INS CO	1.9%	1.6%	21,707	20,259	7,330	8,489	41.9%
11. 23035	LIBERTY MUTUAL FIRE INS CO	1.9%	2.0%	21,442	22,390	6,910	7,636	34.1%
12. 25968	USAA CASUALTY INS CO	1.7%	2.0%	19,866	21,002	13,762	13,481	64.2%
13. 20990	COUNTRY MUTUAL INS CO	1.6%	1.6%	18,526	18,396	9,741	10,013	54.4%
14. 20346	PACIFIC INDEMNITY CO	1.5%	1.4%	17,715	17,040	5,261	4,339	25.5%
15. 21652	FARMERS INS EXCHANGE	1.5%	0.1%	17,001	9,506	2,955	3,952	41.6%
16. 10071	ENCOMPASS INS CO OF AMERICA	1.2%	1.3%	13,526	14,356	5,059	5,467	38.1%
17. 25180	FIDELITY NATIONAL INS CO	1.1%	1.4%	12,368	14,206	7,585	6,229	43.8%
18. 37478	HARTFORD INS CO OF THE MIDWEST	1.0%	1.1%	11,819	12,077	7,678	8,101	67.1%
19. 19062	AUTOMOBILE INS CO OF HARTFORD, CT	1.0%	1.2%	11,714	12,831	4,566	4,689	36.5%
20. 19623	AMERICAN SUMMIT INS CO	1.0%	1.1%	11,407	11,934	4,774	4,295	36.0%
21. 10921	AAA FIRE & CASUALTY INS CO	1.0%	0.7%	11,325	9,584	4,369	5,523	57.6%
22. 13773	FARM BUREAU MUTUAL INS CO	1.0%	0.7%	11,229	10,088	4,368	5,253	52.1%
23. 24740	SAFECO INS CO OF AMERICA	0.9%	0.8%	10,134	9,864	7,946	7,361	74.6%
24. 21857	AMERICAN INS CO, THE	0.9%	0.7%	9,912	9,155	2,387	3,167	34.6%
25. 37710	FIRST AMERICAN PROPERTY & CASUALTY INS CO	0.9%	0.9%	9,891	10,343	6,204	6,660	64.4%
<b>Current Year Top 25:</b>		79.9%		925,836	931,247	429,758	437,472	47.0%
<b>Total for Current Year: 193 Insurers</b>				1,158,182	1,156,734	523,661	533,597	46.1%
<b>Prior Year: 197 Insurers</b>				1,144,953	1,118,319	400,526	430,540	38.5%

Company Names: CO = COMPANY CORP = CORPORATION INS = INSURANCE RRG = RISK RETENTION GROUP

Note: Due to rounding, numbers may not produce the totals presented.

Insurers Reporting may include insurers that did not have any written premiums but may have reported other activity such as Direct Premiums Earned, Dividends Paid, Losses Paid and Losses Incurred.

**Total Arizona Premiums for This Line for All Insurers Reporting**  
(\$000 Omitted)



# COMMERCIAL MULTIPLE PERIL

## 2007 Ranking of Top Twenty-Five Insurers by Premiums Written

(\$000 Omitted)

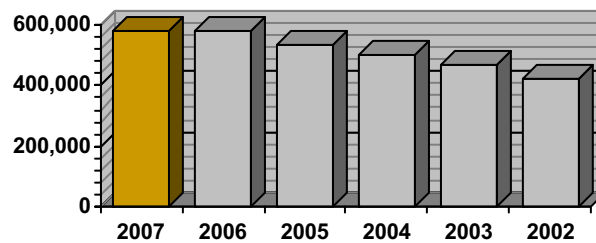
NAIC#	INSURER NAME	Market Share		PREMIUMS WRITTEN	PREMIUMS EARNED	LOSSES PAID	LOSSES INCURRED	LOSS RATIO
		'07	'06	(1)	(2)	(3)	(4)	(4)/(2)
1. 19275	AMERICAN FAMILY MUTUAL INS CO	5.4%	5.6%	31,041	30,796	10,108	19,412	63.0%
2. 29424	HARTFORD CASUALTY INS CO	5.2%	5.2%	30,182	30,288	10,545	10,591	35.0%
3. 25143	STATE FARM FIRE AND CASUALTY CO	4.6%	4.6%	26,516	26,548	9,739	10,177	38.3%
4. 25674	TRAVELERS PROPERTY CASUALTY CO OF AMERICA	4.2%	4.1%	24,225	23,294	6,077	8,529	36.6%
5. 19100	AMCO INS CO	3.8%	3.1%	21,726	19,004	11,038	10,381	54.6%
6. 21598	FARMERS INS CO OF ARIZONA	3.7%	3.6%	21,398	21,224	8,390	8,666	40.8%
7. 32700	OWNERS INS CO	3.5%	3.9%	20,499	21,265	11,716	(1,889)	(8.9%)
8. 21709	TRUCK INS EXCHANGE	3.2%	3.2%	18,727	18,947	7,252	4,388	23.2%
9. 18988	AUTO-OWNERS INS CO	2.6%	2.8%	15,029	15,443	4,502	5,806	37.6%
10. 21652	FARMERS INS EXCHANGE	2.5%	2.4%	14,561	14,282	3,944	3,817	26.7%
11. 20281	FEDERAL INS CO	2.4%	2.5%	13,906	14,471	3,489	5,605	38.7%
12. 41785	COLORADO CASUALTY INS CO	2.3%	2.3%	13,549	13,106	5,132	8,088	61.7%
13. 18058	PHILADELPHIA INDEMNITY INS CO	2.3%	2.5%	13,313	13,820	3,457	4,640	33.6%
14. 19240	ALLSTATE INDEMNITY CO	2.2%	1.7%	12,490	11,136	4,430	5,322	47.8%
15. 10677	CINCINNATI INS CO	2.0%	1.8%	11,440	10,917	3,799	5,649	51.7%
16. 21873	FIREMAN'S FUND INS CO	1.9%	1.9%	11,029	10,874	8,091	10,238	94.2%
17. 19232	ALLSTATE INS CO	1.6%	1.7%	9,166	9,599	4,379	4,252	44.3%
18. 19356	MARYLAND CASUALTY CO	1.5%	1.9%	8,879	10,496	6,251	1,527	14.5%
19. 21857	AMERICAN INS CO, THE	1.5%	1.3%	8,541	8,138	2,324	2,614	32.1%
20. 13773	FARM BUREAU MUTUAL INS CO	1.4%	0.3%	8,012	5,586	1,489	3,576	64.0%
21. 37206	CONTRACTORS BONDING AND INS CO	1.4%	1.4%	7,859	8,105	2,058	2,046	25.2%
22. 24112	WESTFIELD INS CO	1.3%	1.1%	7,539	6,895	1,995	3,864	56.1%
23. 22667	ACE AMERICAN INS CO	1.2%	1.4%	6,960	7,535	964	1,990	26.4%
24. 20508	VALLEY FORGE INS CO	1.2%	1.1%	6,835	6,940	2,431	8,075	116.4%
25. 20443	CONTINENTAL CASUALTY CO	1.2%	1.0%	6,729	6,229	3,299	3,641	58.5%
<b>Current Year Top 25:</b>		64.0%		370,153	364,940	136,899	151,005	41.4%
<b>Total for Current Year: 288 Insurers</b>				578,054	577,280	234,663	239,894	41.6%
<b>Prior Year: 276 Insurers</b>				578,623	559,163	224,347	221,975	39.7%

Company Names: CO = COMPANY CORP = CORPORATION INS = INSURANCE RRG = RISK RETENTION GROUP

Note: Due to rounding, numbers may not produce the totals presented.

Insurers Reporting may include insurers that did not have any written premiums but may have reported other activity such as Direct Premiums Earned, Dividends Paid, Losses Paid and Losses Incurred.

**Total Arizona Premiums for This Line for All Insurers Reporting**  
(\$000 Omitted)



# MEDICAL MALPRACTICE

## 2007 Ranking of Top Twenty-Five Insurers by Premiums Written

(\$000 Omitted)

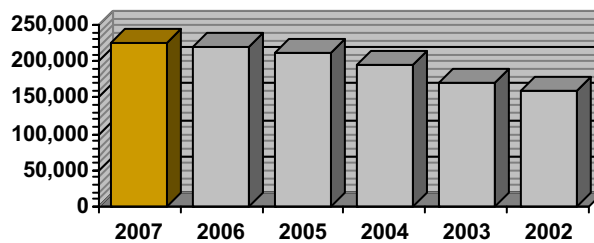
NAIC#	INSURER NAME	Market Share		PREMIUMS WRITTEN	PREMIUMS EARNED	LOSSES PAID	LOSSES INCURRED	LOSS RATIO
		'07	'06	(1)	(2)	(3)	(4)	(4)/(2)
1. 32832	MUTUAL INS CO OF ARIZONA	74.3%	75.5%	170,982	162,673	62,028	61,626	37.9%
2. 11843	MEDICAL PROTECTIVE CO, THE	4.7%	4.3%	10,885	10,664	1,758	2,262	21.2%
3. 44083	PREFERRED PHYSICIANS MEDICAL RRG, INC.	3.3%	3.1%	7,542	7,631	70	(303)	(4.0%)
4. 20443	CONTINENTAL CASUALTY CO	3.0%	2.9%	6,820	7,396	3,358	6,561	88.7%
5. 11598	APPLIED MEDICO-LEGAL SOLUTIONS RRG, INC.	1.6%	1.7%	3,750	2,934	875	3,118	106.3%
6. 20427	AMERICAN CASUALTY CO OF READING, PENNSYLVANIA	1.5%	1.3%	3,394	3,201	707	2,075	64.8%
7. 34495	DOCTORS' CO, AN INTERINSURANCE EXCHANGE, THE	1.1%	1.5%	2,443	3,163	0	2,892	91.4%
8. 21857	AMERICAN INS CO, THE	1.0%	0.8%	2,399	1,989	488	1,528	76.9%
9. 44105	OPHTHALMIC MUTUAL INS. CO., RRG	0.9%	0.9%	2,114	2,074	40	(901)	(43.4%)
10. 15865	NCMIC INS CO	0.8%	0.8%	1,954	1,905	2,622	(62)	(3.2%)
11. 37656	ANESTHESIOLOGISTS PROFESSIONAL ASSURANCE CO	0.7%	0.7%	1,698	1,663	0	810	48.8%
12. 14460	PODIATRY INS CO OF AMERICA, A MUTUAL CO	0.7%	0.7%	1,629	1,586	800	1,623	102.4%
13. 22667	ACE AMERICAN INS CO	0.6%	0.6%	1,477	1,439	446	616	42.8%
14. 10903	AMERICAN EXCESS INS EXCHANGE, RRG	0.6%	0.6%	1,368	1,402	0	1,117	79.7%
15. 22810	CHICAGO INS CO	0.6%	0.7%	1,328	1,483	168	1,118	75.4%
16. 19445	NATIONAL UNION FIRE INS CO OF PITTSBURGH, PA	0.6%	0.7%	1,324	1,408	193	247	17.5%
17. 44121	OMS NATIONAL INS CO, RRG	0.5%	0.5%	1,155	1,098	20	164	15.0%
18. 26257	MEDAMERICA MUTUAL RRG, INC.	0.4%	0.2%	914	782	0	196	25.1%
19. 12167	CHARITABLE SERVICE PROVIDERS RECIPROCAL RRG	0.4%	0.4%	894	894	55	527	58.9%
20. 12003	EMERGENCY MEDICINE PROFESSIONAL ASSURANCE CO	0.3%	0.2%	805	928	390	846	91.2%
21. 39152	AMERICAN HEALTHCARE INDEMNITY CO	0.3%	0.3%	640	643	1,395	921	143.1%
22. 12189	OCEANUS INS CO, A RRG	0.2%	0.2%	528	482	50	514	106.7%
23. 11798	CONTINUING CARE RRG, INC.	0.2%	0.1%	453	453	0	0	0.0%
24. 11825	CARE RRG, INC.	0.2%	0.1%	412	259	0	93	35.8%
25. 16624	DARWIN NATIONAL ASSURANCE CO	0.2%	0.1%	354	331	0	113	34.3%
<b>Current Year Top 25:</b>		98.8%		227,262	218,479	75,464	87,702	40.1%
<b>Total for Current Year: 77 Insurers</b>				230,128	221,269	82,267	93,739	42.4%
<b>Prior Year: 81 Insurers</b>				225,024	223,705	77,479	106,909	47.8%

Company Names: CO = COMPANY CORP = CORPORATION INS = INSURANCE RRG = RISK RETENTION GROUP

Note: Due to rounding, numbers may not produce the totals presented.

Insurers Reporting may include insurers that did not have any written premiums but may have reported other activity such as Direct Premiums Earned, Dividends Paid, Losses Paid and Losses Incurred.

### Total Arizona Premiums for This Line for All Insurers Reporting (\$000 Omitted)



# WORKERS' COMPENSATION

## 2007 Ranking of Top Twenty-Five Insurers by Premiums Written

(\$000 Omitted)

NAIC#	INSURER NAME	Market Share		PREMIUMS WRITTEN	PREMIUMS EARNED	LOSSES PAID	LOSSES INCURRED	LOSS RATIO
		'07	'06	(1)	(2)	(3)	(4)	(4)/(2)
1.	36714 SCF ARIZONA *	55.4%	55.3%	495,576	495,576	307,120	472,498	95.3%
2.	19380 AMERICAN HOME ASSURANCE CO	5.4%	4.7%	48,359	52,152	12,427	26,652	51.1%
3.	16535 ZURICH AMERICAN INS CO	3.3%	2.3%	29,320	21,499	4,122	14,948	69.5%
4.	29459 TWIN CITY FIRE INS CO	2.7%	3.2%	23,784	24,287	7,892	7,952	32.7%
5.	25674 TRAVELERS PROPERTY CASUALTY CO OF AMERICA	2.3%	3.3%	20,322	21,733	11,293	22,988	105.8%
6.	42404 LIBERTY INS CORP	1.6%	1.8%	14,406	13,758	1,671	9,199	66.9%
7.	22667 ACE AMERICAN INS CO	1.4%	1.4%	12,377	11,861	691	2,254	19.0%
8.	23035 LIBERTY MUTUAL FIRE INS CO	1.3%	1.5%	11,756	11,150	10,887	10,031	90.0%
9.	15563 SEABRIGHT INS CO	1.3%	0.8%	11,430	10,026	2,348	5,643	56.3%
10.	23841 NEW HAMPSHIRE INS CO	1.2%	0.5%	10,351	7,142	2,087	5,791	81.1%
11.	19429 INSURANCE CO OF THE STATE OF PENNSYLVANIA, THE	1.1%	1.6%	9,983	9,882	1,801	1,916	19.4%
12.	25658 TRAVELERS INDEMNITY CO, THE	0.9%	1.1%	7,765	7,051	3,242	4,565	64.7%
13.	21709 TRUCK INS EXCHANGE	0.8%	1.0%	7,444	7,243	2,426	3,920	54.1%
14.	26042 WAUSAU UNDERWRITERS INS CO	0.8%	0.6%	7,089	5,409	1,570	2,728	50.4%
15.	22179 REPUBLIC INDEMNITY CO OF AMERICA	0.8%	0.8%	7,079	7,087	4,326	10,522	148.5%
16.	34207 WESTPORT INS CORP	0.8%	0.9%	6,935	7,466	3,259	5,552	74.4%
17.	19445 NATIONAL UNION FIRE INS CO OF PITTSBURGH, PA	0.8%	0.5%	6,873	4,581	2,863	4,706	102.7%
18.	20494 TRANSPORTATION INS CO	0.7%	0.6%	6,224	5,721	3,760	6,291	109.9%
19.	19410 COMMERCE AND INDUSTRY INS CO	0.7%	0.9%	5,974	6,337	3,205	2,663	42.0%
20.	37478 HARTFORD INS CO OF THE MIDWEST	0.7%	0.7%	5,844	5,516	579	1,794	32.5%
21.	18988 AUTO-OWNERS INS CO	0.6%	0.6%	5,797	5,313	1,473	2,084	39.2%
22.	20281 FEDERAL INS CO	0.6%	1.0%	5,596	5,995	1,596	2,514	41.9%
23.	20443 CONTINENTAL CASUALTY CO	0.6%	0.7%	5,320	5,614	1,634	1,909	34.0%
24.	34002 TRANS CITY CASUALTY INS CO	0.6%	0.7%	5,283	5,283	1,140	2,625	49.7%
25.	25682 TRAVELERS INDEMNITY CO OF CONNECTICUT, THE	0.6%	0.4%	4,938	4,426	483	1,946	44.0%
<b>Current Year Top 25:</b>		86.8%		775,826	762,109	393,896	633,688	83.1%
<b>Total for Current Year: 284 Insurers</b>				894,126	874,618	453,313	722,831	82.6%
<b>Prior Year: 279 Insurers</b>				773,057	751,749	421,350	622,204	82.8%

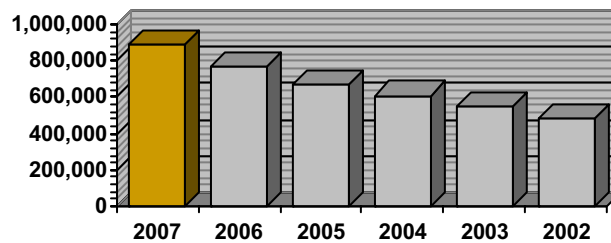
Company Names: CO = COMPANY CORP = CORPORATION INS = INSURANCE RRG = RISK RETENTION GROUP

Note: Due to rounding, numbers may not produce the totals presented.

\* SCF Arizona figures do not include self-rater program.

Insurers Reporting may include insurers that did not have any written premiums but may have reported other activity such as Direct Premiums Earned, Dividends Paid, Losses Paid and Losses Incurred.

### Total Arizona Premiums for This Line for All Insurers Reporting (\$000 Omitted)



# OTHER LIABILITY

## 2007 Ranking of Top Twenty-Five Insurers by Premiums Written

(\$000 Omitted)

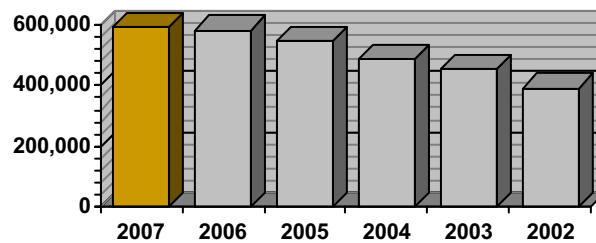
NAIC#	INSURER NAME	Market Share		PREMIUMS WRITTEN	PREMIUMS EARNED	LOSSES PAID	LOSSES INCURRED	LOSS RATIO
		'07	'06	(1)	(2)	(3)	(4)	(4)/(2)
1. 19445	NATIONAL UNION FIRE INS CO OF PITTSBURGH, PA	10.6%	9.7%	62,918	58,089	40,843	35,227	60.6%
2. 20281	FEDERAL INS CO	3.8%	3.8%	22,681	22,615	5,482	12,130	53.6%
3. 20443	CONTINENTAL CASUALTY CO	3.8%	3.3%	22,542	21,828	3,398	8,432	38.6%
4. 19380	AMERICAN HOME ASSURANCE CO	3.7%	0.7%	22,160	19,128	3,850	13,154	68.8%
5. 22667	ACE AMERICAN INS CO	3.3%	4.0%	19,557	21,449	5,715	28,146	131.2%
6. 16535	ZURICH AMERICAN INS CO	3.2%	3.5%	18,766	19,849	19,994	27,483	138.5%
7. 25143	STATE FARM FIRE AND CASUALTY CO	2.8%	2.6%	16,419	15,876	13,894	14,843	93.5%
8. 24767	ST. PAUL FIRE AND MARINE INS CO	2.7%	2.9%	16,233	16,516	5,947	4,386	26.6%
9. 19429	INSURANCE CO OF THE STATE OF PENNSYLVANIA, THE	2.3%	2.6%	13,358	15,749	2,937	7,300	46.4%
10. 10120	EVEREST NATIONAL INS CO	2.1%	1.8%	12,309	10,900	793	5,051	46.3%
11. 21415	EMPLOYERS MUTUAL CASUALTY CO	2.0%	2.0%	11,729	11,538	3,972	5,865	50.8%
12. 19275	AMERICAN FAMILY MUTUAL INS CO	1.8%	1.6%	10,438	10,263	3,621	6,040	58.9%
13. 11255	CATERPILLAR INS CO	1.7%	1.8%	10,165	6,714	7,956	9,644	143.6%
14. 25658	TRAVELERS INDEMNITY CO, THE	1.5%	1.7%	9,096	9,090	1,102	(105)	(1.2%)
15. 37885	XL SPECIALTY INS CO	1.5%	1.4%	8,792	9,124	816	3,148	34.5%
16. 21652	FARMERS INS EXCHANGE	1.4%	1.4%	8,116	8,122	1,976	4,802	59.1%
17. 11603	CONTRACTORS INS CO OF NORTH AMERICA, INC., A RRG	1.4%	2.7%	8,057	10,277	133	5,101	49.6%
18. 18988	AUTO-OWNERS INS CO	1.4%	1.5%	8,038	8,309	580	4,729	56.9%
19. 18058	PHILADELPHIA INDEMNITY INS CO	1.3%	1.3%	7,788	7,548	514	2,172	28.8%
20. 16691	GREAT AMERICAN INS CO	1.3%	1.3%	7,736	7,835	1,420	8,075	103.1%
21. 10639	ATTORNEYS' LIABILITY ASSURANCE SOCIETY, INC. A RR	1.3%	1.2%	7,645	7,577	2,790	(6,350)	(83.8%)
22. 25674	TRAVELERS PROPERTY CASUALTY CO OF AMERICA	1.2%	1.4%	6,966	8,230	9,400	5,682	69.0%
23. 10677	CINCINNATI INS CO	1.1%	1.1%	6,820	6,526	333	795	12.2%
24. 19100	AMCO INS CO	1.1%	0.6%	6,747	5,075	7,520	10,507	207.0%
25. 22322	GREENWICH INS CO	1.1%	1.0%	6,682	6,562	254	3,016	46.0%
<b>Current Year Top 25:</b>		59.3%		351,759	344,791	145,239	219,273	63.6%
<b>Total for Current Year: 464 Insurers</b>				593,430	594,332	292,604	364,141	61.3%
<b>Prior Year: 461 Insurers</b>				583,974	540,003	233,836	273,404	50.6%

Company Names: CO = COMPANY CORP = CORPORATION INS = INSURANCE RRG = RISK RETENTION GROUP

Note: Due to rounding, numbers may not produce the totals presented.

Insurers Reporting may include insurers that did not have any written premiums but may have reported other activity such as Direct Premiums Earned, Dividends Paid, Losses Paid and Losses Incurred.

### Total Arizona Premiums for This Line for All Insurers Reporting (\$000 Omitted)





# PRIVATE PASSENGER AUTOMOBILE LIABILITY

## 2007 Ranking of Top Twenty-Five Insurers by Premiums Written

(\$000 Omitted)

NAIC#	INSURER NAME	Market Share		PREMIUMS WRITTEN	PREMIUMS EARNED	LOSSES PAID	LOSSES INCURRED	LOSS RATIO
		'07	'06	(1)	(2)	(3)	(4)	(4)/(2)
1. 25178	STATE FARM MUTUAL AUTOMOBILE INS CO	13.2%	13.1%	263,648	263,497	163,926	170,532	64.7%
2. 21598	FARMERS INS CO OF ARIZONA	9.7%	9.2%	194,672	189,276	115,691	126,943	67.1%
3. 19275	AMERICAN FAMILY MUTUAL INS CO	7.1%	7.0%	141,468	139,379	95,686	98,786	70.9%
4. 11851	PROGRESSIVE ADVANCED INS CO	4.5%	4.5%	90,270	90,580	42,439	49,698	54.9%
5. 35882	GEICO GENERAL INS CO	3.5%	3.3%	69,041	67,949	42,921	46,718	68.8%
6. 37834	PROGRESSIVE PREFERRED INS CO	2.8%	2.8%	55,919	55,764	33,075	32,678	58.6%
7. 17230	ALLSTATE PROPERTY AND CASUALTY INS CO	2.7%	3.4%	53,944	56,596	40,452	32,521	57.5%
8. 29688	ALLSTATE FIRE AND CASUALTY INS CO	2.7%	1.4%	53,675	47,421	20,361	35,003	73.8%
9. 21687	MID-CENTURY INS CO	2.7%	2.8%	53,482	53,095	33,677	38,759	73.0%
10. 19232	ALLSTATE INS CO	2.6%	3.3%	52,421	55,422	38,662	26,477	47.8%
11. 25941	UNITED SERVICES AUTOMOBILE ASSOCIATION	2.2%	2.6%	44,035	45,307	31,212	38,728	85.5%
12. 25968	USAA CASUALTY INS CO	2.1%	2.4%	41,191	42,210	30,134	35,021	83.0%
13. 22055	GEICO INDEMNITY CO	2.0%	1.8%	40,397	38,524	25,096	27,721	72.0%
14. 25143	STATE FARM FIRE AND CASUALTY CO	2.0%	2.0%	39,564	39,123	23,174	24,161	61.8%
15. 19283	AMERICAN STANDARD INS CO OF WISCONSIN	1.7%	1.9%	33,558	34,593	24,730	23,615	68.3%
16. 23035	LIBERTY MUTUAL FIRE INS CO	1.6%	1.5%	31,553	30,919	19,913	18,146	58.7%
17. 22063	GOVERNMENT EMPLOYEES INS CO	1.3%	1.3%	26,642	26,422	17,236	17,389	65.8%
18. 37770	AAA MEMBERS INS CO	1.3%	0.9%	25,198	22,050	11,156	21,476	97.4%
19. 30104	HARTFORD UNDERWRITERS INS CO	1.1%	1.2%	21,143	21,875	14,358	10,743	49.1%
20. 40169	METROPOLITAN CASUALTY INS CO	1.0%	0.9%	20,292	19,283	10,416	12,911	67.0%
21. 27120	TRUMBULL INS CO	1.0%	0.6%	19,936	16,438	6,333	11,063	67.3%
22. 24740	SAFECO INS CO OF AMERICA	1.0%	1.1%	19,642	20,345	11,949	12,710	62.5%
23. 40150	MGA INS CO, INC.	1.0%	0.8%	19,413	19,243	9,019	11,219	58.3%
24. 37478	HARTFORD INS CO OF THE MIDWEST	0.9%	1.1%	18,224	19,599	13,783	7,459	38.1%
25. 19240	ALLSTATE INDEMNITY CO	0.9%	1.0%	17,407	17,700	9,687	8,338	47.1%
<b>Current Year Top 25:</b>		72.3%		1,446,735	1,432,607	885,087	938,815	65.5%
<b>Total for Current Year: 289 Insurers</b>				2,000,841	1,982,240	1,212,633	1,249,822	63.1%
<b>Prior Year: 296 Insurers</b>				1,963,398	1,941,699	1,134,741	1,169,779	60.2%

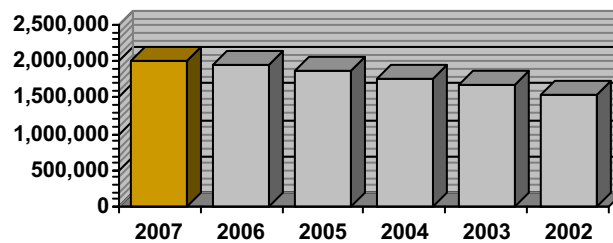
Company Names: CO = COMPANY CORP = CORPORATION INS = INSURANCE RRG = RISK RETENTION GROUP

Note: Due to rounding, numbers may not produce the totals presented.

Insurers Reporting may include insurers that did not have any written premiums but may have reported other activity such as Direct Premiums Earned, Dividends Paid, Losses Paid and Losses Incurred.

### Total Arizona Premiums for This Line for All Insurers Reporting

(\$000 Omitted)



# COMMERCIAL AUTOMOBILE LIABILITY

## 2007 Ranking of Top Twenty-Five Insurers by Premiums Written

(\$000 Omitted)

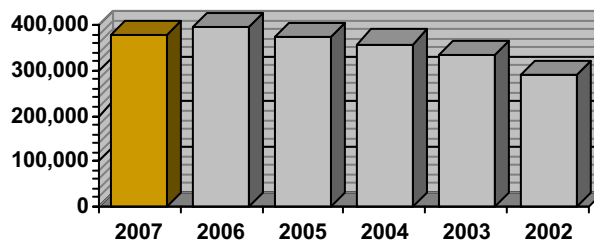
NAIC#	INSURER NAME	Market Share		PREMIUMS WRITTEN	PREMIUMS EARNED	LOSSES PAID	LOSSES INCURRED	LOSS RATIO
		'07	'06	(1)	(2)	(3)	(4)	(4)/(2)
1. 23787	NATIONWIDE MUTUAL INS CO	6.8%	7.3%	25,574	27,113	13,601	12,677	46.8%
2. 11770	UNITED FINANCIAL CASUALTY CO	5.8%	3.5%	21,766	20,721	3,857	10,926	52.7%
3. 21415	EMPLOYERS MUTUAL CASUALTY CO	4.7%	4.8%	17,601	17,862	9,078	7,841	43.9%
4. 25674	TRAVELERS PROPERTY CASUALTY CO OF AMERICA	3.1%	3.0%	11,675	11,988	6,126	8,133	67.8%
5. 32700	OWNERS INS CO	2.6%	2.9%	9,906	10,408	6,182	4,708	45.2%
6. 18988	AUTO-OWNERS INS CO	2.5%	2.8%	9,270	10,055	5,486	7,331	72.9%
7. 16535	ZURICH AMERICAN INS CO	2.4%	2.4%	9,113	8,836	1,776	4,991	56.5%
8. 19275	AMERICAN FAMILY MUTUAL INS CO	2.3%	2.1%	8,876	8,572	4,286	6,620	77.2%
9. 19380	AMERICAN HOME ASSURANCE CO	2.3%	1.2%	8,715	8,479	3,245	11,084	130.7%
10. 11371	GREAT WEST CASUALTY CO	2.2%	2.1%	8,307	8,295	6,454	7,972	96.1%
11. 21326	EMPIRE FIRE AND MARINE INS CO	2.2%	1.1%	8,233	8,479	2,439	2,149	25.3%
12. 10677	CINCINNATI INS CO	2.0%	1.8%	7,517	7,132	2,280	5,456	76.5%
13. 41785	COLORADO CASUALTY INS CO	1.8%	1.9%	6,798	7,286	4,773	3,555	48.8%
14. 21709	TRUCK INS EXCHANGE	1.7%	1.7%	6,419	6,661	2,568	1,741	26.1%
15. 18058	PHILADELPHIA INDEMNITY INS CO	1.6%	0.4%	6,092	3,962	1,067	1,148	29.0%
16. 23035	LIBERTY MUTUAL FIRE INS CO	1.6%	1.6%	6,049	5,791	2,355	3,308	57.1%
17. 24112	WESTFIELD INS CO	1.4%	1.2%	5,213	4,757	2,317	3,394	71.3%
18. 14184	ACUITY, A MUTUAL INS CO	1.3%	0.7%	5,062	4,269	521	2,314	54.2%
19. 13773	FARM BUREAU MUTUAL INS CO	1.3%	0.3%	4,878	3,351	508	1,524	45.5%
20. 19445	NATIONAL UNION FIRE INS CO OF PITTSBURGH, PA	1.3%	0.8%	4,840	4,959	1,025	1,863	37.6%
21. 19682	HARTFORD FIRE INS CO	1.3%	1.4%	4,791	5,154	3,258	2,824	54.8%
22. 22667	ACE AMERICAN INS CO	1.2%	1.2%	4,487	4,484	591	429	9.6%
23. 41181	UNIVERSAL UNDERWRITERS INS CO	1.1%	1.1%	4,173	4,117	1,692	2,358	57.3%
24. 13234	WILSHIRE INS CO	1.1%	1.2%	4,016	4,063	1,519	2,160	53.2%
25. 10510	CAROLINA CASUALTY INS CO	1.1%	0.6%	3,967	3,460	783	1,422	41.1%
<b>Current Year Top 25:</b>		56.5%		213,338	210,254	87,788	117,928	56.1%
<b>Total for Current Year: 329 Insurers</b>				377,775	382,641	197,898	218,774	57.2%
<b>Prior Year: 315 Insurers</b>				396,647	389,365	192,497	236,564	60.8%

Company Names: CO = COMPANY CORP = CORPORATION INS = INSURANCE RRG = RISK RETENTION GROUP

Note: Due to rounding, numbers may not produce the totals presented.

Insurers Reporting may include insurers that did not have any written premiums but may have reported other activity such as Direct Premiums Earned, Dividends Paid, Losses Paid and Losses Incurred.

### Total Arizona Premiums for This Line for All Insurers Reporting (\$000 Omitted)



# PRIVATE PASSENGER AUTOMOBILE PHYSICAL DAMAGE

## 2007 Ranking of Top Twenty-Five Insurers by Premiums Written

(\$000 Omitted)

NAIC#	INSURER NAME	Market Share		PREMIUMS WRITTEN	PREMIUMS EARNED	LOSSES PAID	LOSSES INCURRED	LOSS RATIO
		'07	'06	(1)	(2)	(3)	(4)	(4)/(2)
1.	25178 STATE FARM MUTUAL AUTOMOBILE INS CO	14.0%	14.1%	223,142	227,099	148,252	147,309	64.9%
2.	21598 FARMERS INS CO OF ARIZONA	9.9%	10.3%	157,038	158,794	90,799	91,791	57.8%
3.	19275 AMERICAN FAMILY MUTUAL INS CO	7.2%	7.6%	114,649	116,216	82,025	82,792	71.2%
4.	11851 PROGRESSIVE ADVANCED INS CO	4.1%	3.9%	65,460	64,755	41,857	41,249	63.7%
5.	35882 GEICO GENERAL INS CO	3.7%	3.5%	59,713	59,148	32,917	31,914	54.0%
6.	29688 ALLSTATE FIRE AND CASUALTY INS CO	3.6%	1.9%	57,921	51,867	31,014	31,443	60.6%
7.	17230 ALLSTATE PROPERTY AND CASUALTY INS CO	3.6%	4.3%	57,248	59,790	30,183	29,309	49.0%
8.	19232 ALLSTATE INS CO	3.5%	4.2%	56,082	58,751	22,706	22,022	37.5%
9.	37834 PROGRESSIVE PREFERRED INS CO	2.7%	2.8%	43,623	43,536	24,767	24,430	56.1%
10.	25941 UNITED SERVICES AUTOMOBILE ASSOCIATION	2.3%	2.7%	36,654	37,726	31,040	31,052	82.3%
11.	22055 GEICO INDEMNITY CO	2.0%	1.7%	32,315	30,988	18,374	18,630	60.1%
12.	25143 STATE FARM FIRE AND CASUALTY CO	2.0%	2.1%	32,298	32,528	24,503	24,662	75.8%
13.	23035 LIBERTY MUTUAL FIRE INS CO	2.0%	1.9%	32,163	31,328	16,042	16,601	53.0%
14.	25968 USAA CASUALTY INS CO	1.8%	2.3%	28,867	29,810	25,730	25,710	86.2%
15.	21687 MID-CENTURY INS CO	1.7%	1.7%	27,602	27,253	15,202	15,458	56.7%
16.	22063 GOVERNMENT EMPLOYEES INS CO	1.5%	1.5%	24,093	24,092	13,229	12,897	53.5%
17.	19283 AMERICAN STANDARD INS CO OF WISCONSIN	1.4%	1.6%	21,860	22,940	15,042	15,276	66.6%
18.	37770 AAA MEMBERS INS CO	1.2%	0.8%	18,673	16,390	10,185	10,381	63.3%
19.	40169 METROPOLITAN CASUALTY INS CO	1.1%	1.0%	18,036	17,379	10,215	10,363	59.6%
20.	37478 HARTFORD INS CO OF THE MIDWEST	1.1%	1.2%	16,887	17,820	7,030	6,913	38.8%
21.	30104 HARTFORD UNDERWRITERS INS CO	1.0%	1.1%	16,072	17,006	10,060	10,003	58.8%
22.	24740 SAFECO INS CO OF AMERICA	0.9%	1.0%	14,944	15,196	9,392	9,343	61.5%
23.	24260 PROGRESSIVE CASUALTY INS CO	0.9%	1.0%	14,888	15,207	8,113	8,122	53.4%
24.	19240 ALLSTATE INDEMNITY CO	0.9%	1.1%	14,421	15,211	6,161	5,966	39.2%
25.	27120 TRUMBULL INS CO	0.8%	0.5%	12,802	10,788	7,152	7,100	65.8%
<b>Current Year Top 25:</b>		75.1%		1,197,450	1,201,619	731,989	730,734	60.8%
<b>Total for Current Year: 284 Insurers</b>				1,594,231	1,593,325	966,386	963,579	60.5%
<b>Prior Year: 286 Insurers</b>				1,604,380	1,584,439	894,396	895,406	56.5%

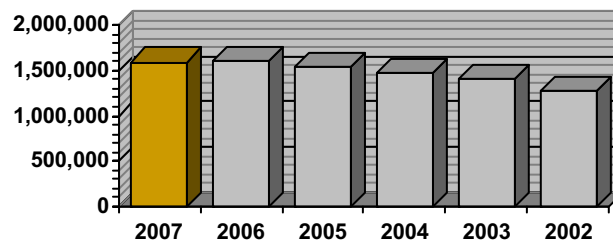
Company Names: CO = COMPANY CORP = CORPORATION INS = INSURANCE RRG = RISK RETENTION GROUP

Note: Due to rounding, numbers may not produce the totals presented.

Insurers Reporting may include insurers that did not have any written premiums but may have reported other activity such as Direct Premiums Earned, Dividends Paid, Losses Paid and Losses Incurred.

### Total Arizona Premiums for This Line for All Insurers Reporting

(\$000 Omitted)



# COMMERCIAL AUTOMOBILE PHYSICAL DAMAGE

## 2007 Ranking of Top Twenty-Five Insurers by Premiums Written

(\$000 Omitted)

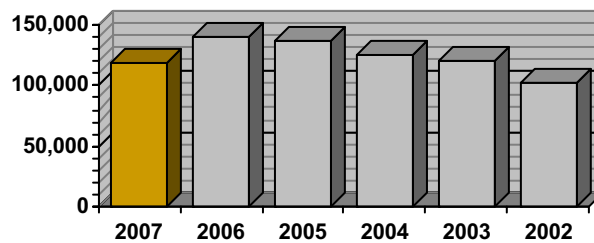
NAIC#	INSURER NAME	Market Share		PREMIUMS	PREMIUMS	LOSSES	LOSSES	LOSS
		'07	'06	WRITTEN (1)	EARNED (2)	PAID (3)	INCURRED (4)	RATIO (4)/(2)
1.	24813 BALBOA INS CO	7.2%	4.9%	8,451	7,707	2,821	2,987	38.8%
2.	11770 UNITED FINANCIAL CASUALTY CO	6.3%	3.3%	7,455	7,082	3,165	3,081	43.5%
3.	23787 NATIONWIDE MUTUAL INS CO	5.3%	5.2%	6,266	6,751	3,865	3,523	52.2%
4.	26344 GREAT AMERICAN ASSURANCE CO	4.9%	3.0%	5,799	5,792	2,913	2,961	51.1%
5.	32700 OWNERS INS CO	4.2%	4.0%	4,989	5,254	2,093	2,080	39.6%
6.	18988 AUTO-OWNERS INS CO	3.7%	4.0%	4,387	4,821	1,795	1,803	37.4%
7.	21415 EMPLOYERS MUTUAL CASUALTY CO	3.7%	3.4%	4,376	4,468	2,539	2,600	58.2%
8.	19275 AMERICAN FAMILY MUTUAL INS CO	2.9%	2.5%	3,419	3,425	1,766	1,762	51.4%
9.	25674 TRAVELERS PROPERTY CASUALTY CO OF AMERICA	2.2%	2.0%	2,629	2,747	1,485	1,878	68.4%
10.	41181 UNIVERSAL UNDERWRITERS INS CO	2.1%	5.6%	2,515	6,494	3,635	3,830	59.0%
11.	11371 GREAT WEST CASUALTY CO	2.0%	1.7%	2,419	2,369	1,812	1,692	71.4%
12.	10677 CINCINNATI INS CO	1.7%	1.5%	2,033	2,024	1,004	1,073	53.0%
13.	21709 TRUCK INS EXCHANGE	1.6%	1.4%	1,857	1,933	668	785	40.6%
14.	21326 EMPIRE FIRE AND MARINE INS CO	1.6%	1.5%	1,853	1,977	461	258	13.0%
15.	41785 COLORADO CASUALTY INS CO	1.5%	1.5%	1,808	1,989	1,287	1,641	82.5%
16.	19232 ALLSTATE INS CO	1.3%	1.3%	1,563	1,643	572	615	37.4%
17.	14184 ACUITY, A MUTUAL INS CO	1.3%	0.6%	1,557	1,322	521	612	46.3%
18.	25178 STATE FARM MUTUAL AUTOMOBILE INS CO	1.3%	8.2%	1,551	1,551	851	854	55.1%
19.	13773 FARM BUREAU MUTUAL INS CO	1.3%	0.2%	1,498	1,035	860	948	91.6%
20.	26905 CENTURY-NATIONAL INS CO	1.2%	1.2%	1,440	1,453	538	518	35.7%
21.	24112 WESTFIELD INS CO	1.2%	0.9%	1,427	1,304	777	873	67.0%
22.	10847 CUMIS INS SOCIETY, INC.	1.2%	1.6%	1,415	1,785	847	773	43.3%
23.	13234 WILSHIRE INS CO	1.2%	1.2%	1,406	1,421	526	478	33.7%
24.	16535 ZURICH AMERICAN INS CO	1.1%	0.6%	1,292	1,164	937	992	85.2%
25.	20087 NATIONAL INDEMNITY CO	0.9%	0.6%	1,024	1,003	346	364	36.3%
<b>Current Year Top 25:</b>		63.1%		74,430	78,514	38,084	38,982	49.6%
<b>Total for Current Year: 289 Insurers</b>				118,007	122,432	64,505	62,622	51.1%
<b>Prior Year: 290 Insurers</b>				139,611	138,798	72,598	72,402	52.2%

Company Names: CO = COMPANY CORP = CORPORATION INS = INSURANCE RRG = RISK RETENTION GROUP

Note: Due to rounding, numbers may not produce the totals presented.

Insurers Reporting may include insurers that did not have any written premiums but may have reported other activity such as Direct Premiums Earned, Dividends Paid, Losses Paid and Losses Incurred.

### Total Arizona Premiums for This Line for All Insurers Reporting (\$000 Omitted)



# SURETY

## 2007 Ranking of Top Twenty-Five Insurers by Premiums Written

(\$000 Omitted)

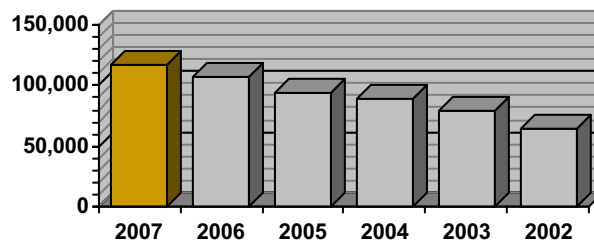
NAIC#	INSURER NAME	Market Share		PREMIUMS	PREMIUMS	LOSSES	LOSSES	LOSS
		'07	'06	WRITTEN (1)	EARNED (2)	PAID (3)	INCURRED (4)	RATIO (4)/(2)
1. 31194	TRAVELERS CASUALTY AND SURETY CO OF AMERICA	17.9%	19.6%	20,990	21,170	(3,677)	(2,350)	(11.1%)
2. 13188	WESTERN SURETY CO	8.6%	7.7%	10,050	9,344	162	706	7.6%
3. 24740	SAFECO INS CO OF AMERICA	7.6%	7.8%	8,915	7,986	1,941	2,962	37.1%
4. 39306	FIDELITY AND DEPOSIT CO OF MARYLAND	6.6%	8.8%	7,762	8,428	(276)	253	3.0%
5. 20281	FEDERAL INS CO	5.7%	4.2%	6,740	6,328	0	128	2.0%
6. 13056	RLI INS CO	4.5%	4.2%	5,227	4,860	191	(192)	(3.9%)
7. 14494	MERCHANTS BONDING CO (MUTUAL)	4.4%	4.5%	5,157	4,987	190	56	1.1%
8. 19682	HARTFORD FIRE INS CO	3.1%	3.0%	3,670	3,674	201	(265)	(7.2%)
9. 23043	LIBERTY MUTUAL INS CO	3.0%	3.6%	3,470	3,398	(37)	200	5.9%
10. 37206	CONTRACTORS BONDING AND INS CO	2.4%	2.4%	2,775	2,781	56	46	1.7%
11. 11150	ARCH INS CO	2.2%	3.1%	2,586	2,826	0	(483)	(17.1%)
12. 10216	AMERICAN CONTRACTORS INDEMNITY CO	2.0%	1.9%	2,298	2,186	(8)	252	11.5%
13. 13307	LEXON INS CO	1.9%	2.0%	2,186	2,186	0	(5)	(0.2%)
14. 16691	GREAT AMERICAN INS CO	1.8%	1.5%	2,098	1,987	50	332	16.7%
15. 21121	WESTCHESTER FIRE INS CO	1.8%	1.3%	2,067	1,862	(4)	45	2.4%
16. 29424	HARTFORD CASUALTY INS CO	1.7%	1.5%	1,960	1,824	76	270	14.8%
17. 27847	INSURANCE CO OF THE WEST	1.6%	1.2%	1,882	1,624	(45)	(161)	(9.9%)
18. 27081	BOND SAFEGUARD INS CO	1.6%	0.8%	1,843	1,450	0	200	13.8%
19. 18619	PLATTE RIVER INS CO	1.5%	1.6%	1,812	1,805	198	282	15.6%
20. 32778	WASHINGTON INTERNATIONAL INS CO	1.3%	0.9%	1,494	1,411	111	396	28.1%
21. 35289	CONTINENTAL INS CO, THE	1.0%	1.2%	1,186	1,146	0	4	0.3%
22. 24074	OHIO CASUALTY INS CO, THE	1.0%	0.8%	1,168	924	(15)	0	0.0%
23. 12718	DEVELOPERS SURETY AND INDEMNITY CO	1.0%	0.9%	1,167	1,085	136	165	15.3%
24. 22292	HANOVER INS CO, THE	1.0%	1.0%	1,150	1,087	13	(1,342)	(123.4%)
25. 36650	GUARANTEE CO OF NORTH AMERICA USA, THE	1.0%	1.1%	1,117	1,210	1,309	1,405	116.1%
<b>Current Year Top 25:</b>		86.0%		100,770	97,568	571	2,906	3.0%
<b>Total for Current Year: 180 Insurers</b>				117,231	114,033	3,055	11,661	10.2%
<b>Prior Year: 175 Insurers</b>				106,696	101,817	16,561	13,101	12.9%

Company Names: CO = COMPANY CORP = CORPORATION INS = INSURANCE RRG = RISK RETENTION GROUP

Note: Due to rounding, numbers may not produce the totals presented.

Insurers Reporting may include insurers that did not have any written premiums but may have reported other activity such as Direct Premiums Earned, Dividends Paid, Losses Paid and Losses Incurred.

### Total Arizona Premiums for This Line for All Insurers Reporting (\$000 Omitted)



# TITLE

## 2007 Ranking of Top Twenty-Five† Insurers by Premiums Written

(\$000 Omitted)

NAIC#	INSURER NAME	Market Share		PREMIUMS WRITTEN*
		'07	'06	
1. 50814	FIRST AMERICAN TITLE INS CO	32.2%	31.7%	161,175
2. 51586	FIDELITY NATIONAL TITLE INS CO	13.2%	12.1%	65,926
3. 50024	LAWYERS TITLE INS CORP	10.2%	10.3%	51,314
4. 50012	TRANSNATION TITLE INS CO	8.3%	8.7%	41,511
5. 50229	CHICAGO TITLE INS CO	6.7%	6.7%	33,726
6. 50083	COMMONWEALTH LAND TITLE INS CO	6.4%	5.4%	32,027
7. 50121	STEWART TITLE GUARANTY CO	4.2%	5.2%	21,222
8. 50067	TICOR TITLE INS CO	3.8%	4.0%	18,859
9. 50857	SECURITY UNION TITLE INS CO	3.2%	3.5%	15,998
10. 50016	TITLE RESOURCES GUARANTY CO	3.2%	3.7%	15,856
11. 50041	UNITED CAPITAL TITLE INS CO	3.0%	2.9%	15,003
12. 50520	OLD REPUBLIC NATIONAL TITLE INS CO	2.0%	1.9%	10,046
13. 51624	UNITED GENERAL TITLE INS CO	1.3%	1.3%	6,618
14. 50130	NORTH AMERICAN TITLE INS CO	0.9%	1.1%	4,679
15. 50050	WESTCOR LAND TITLE INS CO	0.7%	0.7%	3,281
16. 50026	COMMERCE TITLE INS CO	0.3%	0.3%	1,624
17. 50180	GUARANTEE TITLE AND TRUST CO, THE	0.3%	0.3%	1,506
18. 51535	TICOR TITLE INS CO OF FLORIDA	0.1%	0.4%	443
19. 51152	TRANSUNION NATIONAL TITLE INS CO	0.0%	0.0%	81
<b>Current Year Top 25: (Only 19 Reported Premium)</b>		100.0%		500,895
<b>Total for Current Year: 30 Insurers</b>				500,895
<b>Prior Year: 28 Insurers</b>				647,801

Company Names: CO = COMPANY CORP = CORPORATION INS = INSURANCE

Note: Due to rounding, numbers may not produce the totals presented.

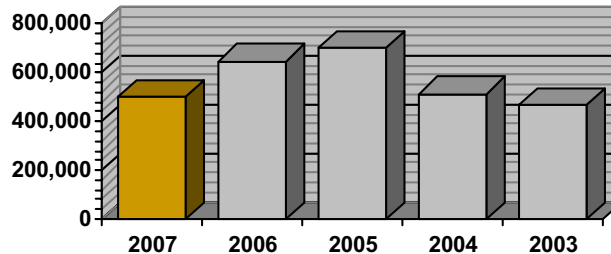
Insurers Reporting may include insurers that did not have any written premiums but may have reported other activity such as Direct Premiums Earned, Dividends Paid, Losses Paid and Losses Incurred.

\* Premiums Written is the sum of Direct Premiums Written through Direct, Non-Affiliated Agency, and Affiliated Agency operations.

† There were only 19 of these Insurers reporting business in Arizona during Calendar Year 2007.

### Total Arizona Premiums for This Line for All Insurers Reporting

(\$000 Omitted)



# TOTAL PROPERTY AND CASUALTY

*Excludes Accident and Health Insurance business and includes Finance and Service Charges*

## 2007 Ranking of Top Twenty-Five Insurers by Premiums Written

(\$'000 Omitted)

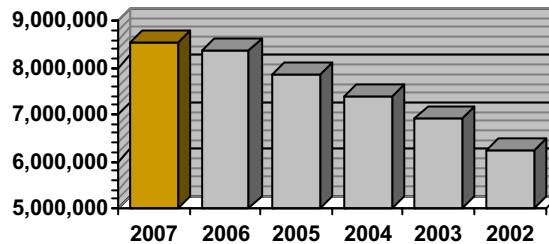
NAIC#	INSURER NAME	Market Share		PREMIUMS WRITTEN (1)	PREMIUMS EARNED (2)	LOSSES PAID (3)	LOSSES INCURRED (4)	LOSS RATIO (4)/(2)
		'07	'06					
1. 21598	FARMERS INS CO OF ARIZONA	6.1%	6.3%	518,970	523,350	284,914	294,426	56.3%
2. 36714	SCF ARIZONA	5.8%	5.1%	496,846	496,846	315,740	493,974	99.4%
3. 25178	STATE FARM MUTUAL AUTOMOBILE INS CO	5.8%	6.1%	494,994	495,383	314,939	321,138	64.8%
4. 19275	AMERICAN FAMILY MUTUAL INS CO	4.9%	5.1%	417,422	416,171	251,227	271,740	65.3%
5. 25143	STATE FARM FIRE AND CASUALTY CO	4.2%	4.2%	359,093	356,520	178,099	182,874	51.3%
6. 32832	MUTUAL INS CO OF ARIZONA	2.0%	2.0%	170,982	162,673	62,028	61,626	37.9%
7. 19232	ALLSTATE INS CO	2.0%	2.4%	169,305	176,036	89,591	74,809	42.5%
8. 17230	ALLSTATE PROPERTY AND CASUALTY INS CO	2.0%	2.1%	167,076	163,409	87,184	83,124	50.9%
9. 11851	PROGRESSIVE ADVANCED INS CO	1.9%	1.8%	158,596	156,371	84,457	91,109	58.3%
10. 35882	GEICO GENERAL INS CO	1.5%	1.5%	130,691	127,097	75,840	78,635	61.9%
11. 25941	UNITED SERVICES AUTOMOBILE ASSOCIATION	1.4%	1.6%	117,648	119,815	84,240	90,957	75.9%
12. 19240	ALLSTATE INDEMNITY CO	1.4%	1.5%	115,916	118,090	51,893	51,181	43.3%
13. 23035	LIBERTY MUTUAL FIRE INS CO	1.4%	1.3%	115,884	112,745	66,357	59,479	52.8%
14. 29688	ALLSTATE FIRE AND CASUALTY INS CO	1.3%	0.7%	112,808	99,287	51,375	66,446	66.9%
15. 19445	NATIONAL UNION FIRE INS CO OF PITTSBURGH, PA	1.3%	1.1%	107,577	99,712	52,608	56,033	56.2%
16. 37834	PROGRESSIVE PREFERRED INS CO	1.2%	1.2%	101,314	99,302	57,847	57,113	57.5%
17. 25968	USAA CASUALTY INS CO	1.1%	1.3%	95,451	97,410	71,655	77,274	79.3%
18. 21687	MID-CENTURY INS CO	1.1%	1.1%	92,137	90,436	52,352	59,730	66.0%
19. 16535	ZURICH AMERICAN INS CO	1.0%	0.9%	85,320	76,375	31,555	50,467	66.1%
20. 19380	AMERICAN HOME ASSURANCE CO	1.0%	0.8%	85,098	90,875	38,181	62,811	69.1%
21. 25674	TRAVELERS PROPERTY CASUALTY CO OF AMERICA	1.0%	1.1%	84,799	86,891	40,447	55,675	64.1%
22. 22055	GEICO INDEMNITY CO	0.9%	0.8%	74,107	69,512	43,472	46,353	66.7%
23. 20281	FEDERAL INS CO	0.8%	0.9%	71,675	72,791	16,180	27,272	37.5%
24. 20443	CONTINENTAL CASUALTY CO	0.8%	0.8%	69,761	69,884	25,974	35,824	51.3%
25. 24740	SAFECO INS CO OF AMERICA	0.7%	0.8%	61,388	60,588	34,124	36,530	60.3%
<b>Current Year Top 25:</b>		52.4%		4,474,856	4,437,567	2,462,280	2,786,601	62.8%
<b>Total for Current Year: 794 Insurers</b>				8,537,813	8,409,369	4,323,967	4,880,660	58.0%
<b>Prior Year: 783 Insurers</b>				8,352,260	8,059,070	3,962,858	4,331,262	53.7%

Company Names: CO = COMPANY CORP = CORPORATION INS = INSURANCE RRG = RISK RETENTION GROUP

Note: Due to rounding, numbers may not produce the totals presented.

Insurers Reporting may include insurers that did not have any written premiums but may have reported other activity such as Direct Premiums Earned, Dividends Paid, Losses Paid and Losses Incurred.

### Total Arizona Property and Casualty Premiums for All Insurers Reporting





# ACCIDENT AND HEALTH \*

\* Accident and Health Insurance includes, but is not limited to, Health, Limited Benefit, Credit, Long-Term Care, and Disability Income insurance.

## 2007 Ranking of Top Twenty-Five Insurers by Premiums Written

(\$000 Omitted)

NAIC#	INSURER NAME	Market Share		PREMIUMS WRITTEN (1)	PREMIUMS EARNED (2)	LOSSES PAID (3)	LOSSES INCURRED (4)	LOSS RATIO (4)/(2)
		'07	'06					
1. 79413	UNITED HEALTHCARE INS CO	27.9%	27.3%	968,969	964,511	752,212	769,038	79.7%
2. 73288	HUMANA INS CO	9.6%	8.5%	334,063	339,531	277,229	281,061	82.8%
3. 66141	HEALTH NET LIFE INS CO	6.8%	5.3%	237,033	237,369	170,192	177,835	74.9%
4. 62308	CONNECTICUT GENERAL LIFE INS CO	6.4%	3.7%	220,996	222,322	176,651	179,564	80.8%
5. 60054	AETNA LIFE INS CO	6.4%	5.0%	220,566	224,932	168,950	185,446	82.4%
6. 65978	METROPOLITAN LIFE INS CO	3.4%	3.1%	118,154	121,577	79,364	83,327	68.5%
7. 70815	HARTFORD LIFE AND ACCIDENT INS CO	1.8%	1.8%	62,285	61,908	36,209	43,333	70.0%
8. 60380	AMERICAN FAMILY LIFE ASSURANCE CO OF COLUMBUS	1.6%	1.4%	54,416	55,098	19,347	19,495	35.4%
9. 62286	GOLDEN RULE INS CO	1.4%	1.1%	47,735	47,565	27,712	28,255	59.4%
10. 70785	PACIFICARE LIFE AND HEALTH INS CO	1.4%	5.0%	46,976	56,491	81,117	58,677	103.9%
11. 61271	PRINCIPAL LIFE INS CO	1.3%	1.3%	46,643	45,955	33,683	33,984	74.0%
12. 69019	STANDARD INS CO	1.2%	1.2%	43,177	43,039	26,138	35,132	81.6%
13. 69477	TIME INS CO	1.2%	1.1%	39,887	39,665	25,084	25,293	63.8%
14. 62863	TRUSTMARK LIFE INS CO	1.0%	1.1%	35,289	38,007	23,942	22,421	59.0%
15. 60305	AMERICAN COMMUNITY MUTUAL INS CO	1.0%	1.0%	33,699	33,735	24,913	22,770	67.5%
16. 70025	GENWORTH LIFE INS CO	0.9%	0.9%	32,121	32,947	10,905	14,510	44.0%
17. 62235	UNUM LIFE INS CO OF AMERICA	0.9%	1.0%	31,898	32,019	39,129	42,472	132.6%
18. 71412	MUTUAL OF OMAHA INS CO	0.9%	1.0%	30,462	30,268	19,121	15,405	50.9%
19. 97055	MEGA LIFE AND HEALTH INS CO, THE	0.9%	0.8%	29,653	29,889	16,931	18,714	62.6%
20. 80314	UNICARE LIFE & HEALTH INS CO	0.8%	0.6%	28,807	28,988	19,694	19,629	67.7%
21. 60836	AMERICAN REPUBLIC INS CO	0.7%	0.7%	23,038	23,116	15,057	15,505	67.1%
22. 68322	GREAT-WEST LIFE & ANNUITY INS CO	0.6%	0.7%	22,186	22,297	20,239	20,161	90.4%
23. 70408	UNION SECURITY INS CO	0.6%	0.7%	21,669	21,530	16,405	16,198	75.2%
24. 65676	LINCOLN NATIONAL LIFE INS CO, THE	0.6%	0.0%	21,319	21,176	15,525	20,936	98.9%
25. 65099	JOHN HANCOCK LIFE INS CO	0.6%	0.5%	20,504	18,442	5,047	5,837	31.6%
<b>Current Year Top 25:</b>		79.9%		2,771,547	2,792,374	2,100,796	2,155,000	77.2%
<b>Total for Current Year: 415 Insurers</b>				3,467,847	3,480,982	2,581,497	2,647,264	76.0%
<b>Prior Year: 446 Insurers</b>				3,380,268	3,346,786	2,477,384	2,619,726	78.3%

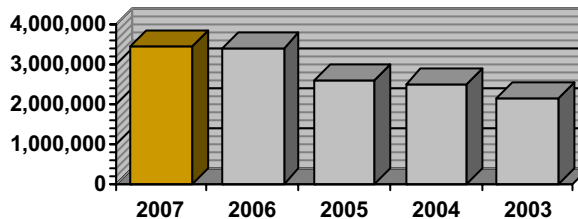
Company Names: CO = COMPANY CORP = CORPORATION INS = INSURANCE

Note: Due to rounding, numbers may not produce the totals presented.

Insurers Reporting may include insurers that did not have any written premiums but may have reported other activity such as Direct Premiums Earned, Dividends Paid, Losses Paid and Losses Incurred.

### Total Arizona Premiums for This Line for All Insurers Reporting

(\$000 Omitted)





# ALL OTHER HEALTH CARE

## 2007 Ranking of Top Twenty-Five† Insurers by Premiums Written

NAIC#	INSURER NAME	Market Share		PREMIUMS WRITTEN (\$000's Omitted)	ARIZONA MEMBERS Units	INSURER TYPE
		'07	'06			
1. 53589	BLUE CROSS AND BLUE SHIELD OF ARIZONA, INC.	27.3%	25.6%	1,272,704	1,117,492	SERVICE CORP
2. 95617	PACIFICARE OF ARIZONA, INC.	26.8%	29.8%	1,251,082	152,219	HCSO
3. 95125	CIGNA HEALTHCARE OF ARIZONA, INC.	13.2%	14.0%	616,713	97,335	HCSO
4. 95206	HEALTH NET OF ARIZONA, INC.	12.7%	10.4%	594,011	106,466	HCSO
5. 95003	AETNA HEALTH INC.	6.4%	6.6%	299,571	155,884	HCSO
6. 95982	SUN HEALTH MEDISUN, INC.	3.7%	3.5%	172,680	18,346	HCSO
7. 95885	HUMANA HEALTH PLAN, INC.	3.2%	3.5%	150,304	30,469	HCSO
8. 96016	UNITED HEALTHCARE OF ARIZONA, INC.	2.3%	2.4%	106,209	20,350	HCSO
9. 53597	DELTA DENTAL OF ARIZONA *	1.8%	1.9%	84,370	177,438	SERVICE CORP
10. 10160	ABRAZO ADVANTAGE HEALTH PLAN, INC.	0.8%	0.9%	39,558	3,355	HCSO
11. 12151	ARCADIAN HEALTH PLAN, INC.	0.5%	0.3%	21,849	2,832	HCSO
12. 53090	EMPLOYERS DENTAL SERVICES, INC.	0.4%	0.4%	16,851	150,907	PREPAID DENTAL
13. 47013	CIGNA DENTAL HEALTH PLAN OF ARIZONA, INC.	0.3%	0.3%	14,683	72,726	PREPAID DENTAL
14. 47708	UNITED DENTAL CARE OF ARIZONA, INC.	0.2%	0.2%	7,260	65,936	PREPAID DENTAL
15. 12279	SCAN HEALTH PLAN ARIZONA	0.1%	0.0%	5,954	591	HCSO
16. 52120	TOTAL DENTAL ADMINISTRATORS HEALTH PLAN, INC.	0.1%	0.1%	3,440	33,015	PREPAID DENTAL
17. 47012	SIGHTCARE, INC.	0.1%	0.0%	2,466	52,271	SERVICE CORP
18. 95224	PREMIER CHOICE DENTAL, INC.	0.0%	0.0%	1,203	20,939	PREPAID DENTAL
19. 95366	ALPHA DENTAL OF ARIZONA, INC.	0.0%	0.0%	251	2,424	PREPAID DENTAL
20. 95797	GREAT-WEST HEALTHCARE OF ARIZONA, INC.	0.0%	0.1%	(37)	0	HCSO
<b>Current Year Top 25:</b>		100.0%		4,661,123	2,280,995	
<b>Total for Current Year: 20 Insurers</b>				4,661,123	2,280,995	
<b>Prior Year: 22 Insurers</b>				4,505,810	2,242,252	

Company Names: CO = COMPANY CORP = CORPORATION INS = INSURANCE

Note: Due to rounding, numbers may not produce the totals presented.

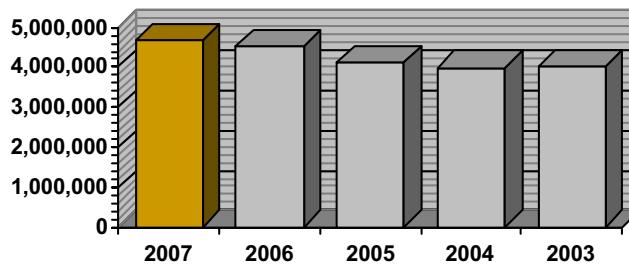
Insurers Reporting may include insurers that did not have any written premiums but may have reported other activity such as Arizona Members.

† There were only 20 of these Insurers reporting business in Arizona during Calendar Year 2007.

\* DBA (Doing Business As)

### Total Arizona Premiums for This Line for All Insurers Reporting

(\$000 Omitted)



# LIFE

Excludes Annuity Considerations, Deposit-Type Funds and Other Considerations

## 2007 Ranking of Top Twenty-Five Insurers by Premiums Written

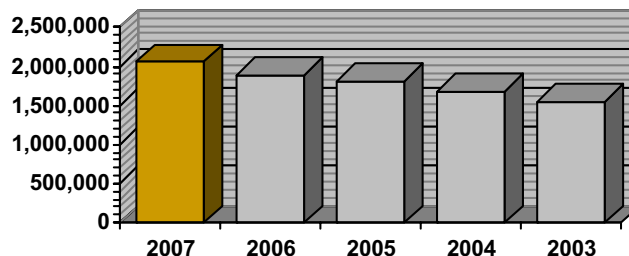
NAIC#	INSURER NAME	Market Share		PREMIUMS WRITTEN (\$000 Omitted)	DIVIDENDS PAID (\$000 Omitted)	POLICIES ISSUED	NUMBER OF POLICIES
		'07	'06				
1. 65978	METROPOLITAN LIFE INS CO	5.6%	4.9%	115,321	16,122	1,667	83,026
2. 88072	HARTFORD LIFE INS CO	5.2%	1.1%	107,656	341	0	7,168
3. 67091	NORTHWESTERN MUTUAL LIFE INS CO, THE	4.1%	4.2%	83,440	69,623	2,582	65,711
4. 66915	NEW YORK LIFE INS CO	3.4%	3.3%	69,038	27,093	3,285	63,497
5. 68241	PRUDENTIAL INS CO OF AMERICA, THE	3.0%	3.3%	61,735	28,841	127	102,609
6. 65676	LINCOLN NATIONAL LIFE INS CO, THE	3.0%	1.3%	60,999	370	691	18,664
7. 65838	JOHN HANCOCK LIFE INS CO (U.S.A.)	2.9%	2.7%	58,882	5,018	532	4,924
8. 67466	PACIFIC LIFE INS CO	2.7%	2.6%	55,064	282	302	5,769
9. 69108	STATE FARM LIFE INS CO	2.7%	2.7%	54,699	9,651	11,387	112,621
10. 71153	HARTFORD LIFE AND ANNUITY INS CO	2.3%	2.5%	48,295	0	1,486	8,215
11. 60488	AMERICAN GENERAL LIFE INS CO	2.2%	2.4%	45,350	675	2,876	41,396
12. 63177	FARMERS NEW WORLD LIFE INS CO	1.8%	1.8%	36,111	31	11,121	75,546
13. 66168	MINNESOTA LIFE INS CO	1.6%	1.8%	33,394	1,690	12,181	19,063
14. 65935	MASSACHUSETTS MUTUAL LIFE INS CO	1.6%	1.8%	32,961	15,962	839	23,851
15. 68136	PROTECTIVE LIFE INS CO	1.5%	0.6%	31,643	17	773	32,030
16. 65919	PRIMERICA LIFE INS CO	1.5%	1.5%	31,053	0	3,735	35,166
17. 62944	AXA EQUITABLE LIFE INS CO	1.5%	1.5%	31,040	3,794	441	12,440
18. 67121	TRANSAMERICA OCCIDENTAL LIFE INS CO	1.5%	1.6%	30,843	35	679	18,424
19. 80802	SUN LIFE ASSURANCE CO OF CANADA	1.5%	1.7%	30,281	1,959	176	3,173
20. 65595	LINCOLN BENEFIT LIFE CO	1.4%	1.6%	29,251	1	3,184	20,283
21. 64246	GUARDIAN LIFE INS CO OF AMERICA, THE	1.4%	1.4%	28,159	6,374	586	7,944
22. 91596	NEW YORK LIFE INS AND ANNUITY CORP	1.3%	1.6%	27,409	0	394	9,048
23. 69019	STANDARD INS CO	1.3%	1.2%	26,084	564	30	1,591
24. 69868	UNITED OF OMAHA LIFE INS CO	1.2%	1.2%	24,617	0	3,709	31,984
25. 70815	HARTFORD LIFE AND ACCIDENT INS CO	1.2%	1.1%	24,172	0	214	924
<b>Current Year Top 25:</b>		57.3%		1,177,497	188,445	62,997	805,067
<b>Total for Current Year: 437 Insurers</b>				2,055,426	234,363	250,399	2,236,445
<b>Prior Year: 458 Insurers</b>				1,891,433	224,424	234,336	2,198,973

Company Names: CO = COMPANY CORP = CORPORATION INS = INSURANCE

Note: Due to rounding, numbers may not produce the totals presented.

Insurers Reporting may include insurers that did not have any written premiums but may have reported other activity such as Dividends Paid, Policies Issued and Number of Policies.

### Total Arizona Premiums for This Line for All Insurers Reporting (\$000 Omitted)



# **INSURERS THAT CEASED ARIZONA BUSINESS ACTIVITY**



# MERGERS

INSURERS THAT MERGED INTO AN INSURER AUTHORIZED IN ARIZONA DURING 2007

Name of Insurer that merged Merger Survivor Name	Domicile	NAIC #	Business Type	Effective Date
1. AMERICAN ENTERPRISE LIFE INS CO RIVERSOURCE LIFE INS CO	IN MN	94234 65005	LD	12/31/06 †
2. AMERICAN INS CO OF TEXAS UNIFIED LIFE INS CO	TX TX	81949 11121	LD	10/01/07
3. AMERICAN PARTNERS LIFE INS CO RIVERSOURCE LIFE INS CO	AZ MN	93653 65005	LD	12/31/06 †
4. AMERICOM LIFE & ANNUITY INS CO OM FINANCIAL LIFE INS CO	TX MD	94471 63274	LD	09/30/07
5. AMERITAS VARIABLE LIFE INS CO AMERITAS LIFE INS CORP.	NE NE	97977 61301	LD	05/01/07
6. CHASE INS LIFE AND ANNUITY CO PROTECTIVE LIFE INS CO	IL TN	63207 68136	LD	04/01/07
7. CHASE INS LIFE CO PROTECTIVE LIFE INS CO	IL TN	70661 68136	LD	04/01/07
8. CHASE LIFE & ANNUITY CO PROTECTIVE LIFE INS CO	DE TN	67164 68136	LD	01/01/07
9. COREGIS INS CO WESTPORT INS CORP	IN MO	21318 34207	PC	03/30/07
10. CUNA MUTUAL LIFE INS CO CUNA MUTUAL INS SOCIETY	IA IA	65749 62626	LD	12/31/07
11. EMPIRE GENERAL LIFE ASSURANCE CORP PROTECTIVE LIFE INS CO	TN TN	94285 68136	LD	01/01/07
12. FEDERAL HOME LIFE INS CO GENWORTH LIFE AND ANNUITY INS CO	VA VA	67695 65536	LD	01/01/07
13. FIRST CITICORP LIFE INS CO METROPOLITAN LIFE INS CO	NY NY	92746 65978	LD	10/20/06 †
14. FIRST COLONY LIFE INS CO GENWORTH LIFE AND ANNUITY INS CO	VA VA	63401 65536	LD	01/01/07
15. FREEDOM FINANCIAL LIFE INS CO HUNTINGTON NATIONAL LIFE INS CO, THE	AZ AZ	86657 92150	LR	12/06/07
16. GE REINSURANCE CORP SWISS REINSURANCE AMERICA CORP	IL NY	22969 25364	PC	01/01/07
17. HARTFORD LIFE GROUP INS CO HARTFORD LIFE AND ACCIDENT INS CO	IL CT	74268 70815	LD	12/31/06 †
18. JEFFERSON PILOT FINANCIAL INS CO LINCOLN NATIONAL LIFE INS CO, THE	NE IN	70254 65676	LD	07/02/07
19. JEFFERSON-PILOT LIFE INS CO LINCOLN NATIONAL LIFE INS CO, THE	NC IN	67865 65676	LD	04/02/07
20. KEYSTONE STATE LIFE INS CO WILTON REASSURANCE LIFE CO OF NEW YORK	PA NY	90344 60704	LI	12/31/07
21. MAYFLOWER NATIONAL LIFE INS CO AMERICAN MEMORIAL LIFE INS CO	IN SD	87750 67989	LD	12/01/07
22. METLIFE LIFE AND ANNUITY CO OF CONNECTICUT METLIFE INS CO OF CONNECTICUT (LIFE DEPT)	CT CT	80950 87726	LD	12/07/07
23. MUTUAL SERVICE LIFE INS CO COUNTRY LIFE INS CO	MN IL	66419 62553	LD	11/01/07
24. NATIONAL FINANCIAL INS CO UNIFIED LIFE INS CO	TX TX	90956 11121	LD	10/01/07

Company Names: CO = COMPANY CORP = CORPORATION INS = INSURANCE RRG = RISK RETENTION GROUP  
 Business Types: CP = CAPTIVE INSURER HC = HEALTH CARE SERVICE ORGANIZATION LC = LIFE CARE PROVIDER LD = LIFE AND DISABILITY  
 LI = LIFE LR = LIFE AND DISABILITY REINSURER PC = PROPERTY AND CASUALTY PD = PREPAID DENTAL  
 RG = RISK RETENTION GROUP UR = UNAFFILIATED CREDIT LIFE AND DISABILITY REINSURER

\* DBA (Doing Business As)

\*\* Life Care Facility

† Transaction completed during Fiscal Year 2008, but effective prior to January 1, 2007.

**MERGERS DURING 2007 - (continued)**

Name of Insurer that merged Merger Survivor Name	Domicile	NAIC #	Business Type	Effective Date
25. OLD WEST ANNUITY & LIFE INS CO GREAT AMERICAN LIFE INS CO	AZ OH	76791 63312	LI	12/31/07
26. PEOPLES BENEFIT LIFE INS CO MONUMENTAL LIFE INS CO	IA IA	66605 66281	LD	10/01/07
27. REASSURE AMERICA LIFE INS CO REASSURE AMERICA LIFE INS CO	IL IN	65765 70211	LD	09/30/07
28. SECURITY FINANCIAL LIFE INS CO. ASSURITY LIFE INS CO	NE NE	68764 71439	LD	01/01/07
29. SECURITY INS CO OF HARTFORD ARROWOOD INDEMNITY CO	DE DE	24902 24678	PC	09/30/07
30. STANFORD LIFE INS CO UNIFIED LIFE INS CO	AZ TX	77372 11121	LD	04/02/07
31. TRANSCONTINENTAL INS CO NATIONAL FIRE INS CO OF HARTFORD	NY IL	20486 20478	PC	12/31/07
32. UNION SECURITY LIFE INS CO AMERICAN BANKERS LIFE ASSURANCE CO OF FLORIDA	DE FL	98884 60275	LD	12/01/06 †
33. VETERANS LIFE INS CO STONEBRIDGE LIFE INS CO	IL VT	81027 65021	LD	07/01/07

**WITHDRAWALS**

INSURERS THAT VOLUNTARILY WITHDREW FROM ARIZONA AND INSURERS THAT MERGED INTO AN INSURER NOT AUTHORIZED IN ARIZONA DURING 2007

Insurer Name	Domicile	NAIC #	Business Type	Effective Date
1. ADAMSON LIFE INS CO	AZ	---	UR	12/06/07
2. AMERICAN TRAVELERS ASSURANCE CO	DC	61140	LD	02/23/07
3. ASSOCIATED DEALERS LIFE INS CO	AZ	81485	LR	05/29/07
4. BANC ONE LIFE REINSURANCE CO	AZ	77534	LR	03/01/07
5. BANKERS CAPITAL LIFE INS CO	AZ	---	UR	12/26/07
6. CAPITAL ASSURANCE RRG, INC.	SC	11194	RG	11/08/07
7. CHEROB LIFE INS CO	AZ	---	UR	12/21/07
8. CITIZENS REINSURANCE CO	AZ	---	UR	05/07/07
9. CONESTOGA CASUALTY INS CO	AZ	37133	PC	03/30/07
10. CORNERSTONE INS CO, A RRG	NV	12906	RG	08/15/07
11. FARMERS & MERCHANTS LIFE INS CO	AZ	---	UR	06/14/07
12. FARMERS HOME MUTUAL INS CO	MN	13846	PC	02/16/07
13. FIRST COMMONWEALTH REINSURANCE CO	AZ	60000	LR	05/03/07
14. FIRST HEARTLAND CAPTIVE INS CO	AZ	---	CP	01/22/07
15. FRONTIER REINSURANCE, INC.	AZ	---	UR	12/17/07
16. GLOBAL HAWK INS CO RRG	SC	11948	RG	11/27/07
17. GREENPOINT INS CORP.	AZ	60155	LR	10/22/07
18. HEALTH PLAN OF NEVADA, INC.	NV	96342	HC	06/14/07
19. HOME BUILDERS NATIONAL INDEMNITY RRG	NV	12542	RG	12/20/07
20. ILLINOIS DEALERS LIFE INS CO	AZ	---	UR	02/16/07
21. JMP CAPTIVE INS, INC.	AZ	---	CP	07/19/07
22. LIVINGSTON LIFE INS CO	AZ	---	UR	04/30/07

Company Names: CO = COMPANY CORP = CORPORATION INS = INSURANCE RRG = RISK RETENTION GROUP  
 Business Types: CP = CAPTIVE INSURER HC = HEALTH CARE SERVICE ORGANIZATION LC = LIFE CARE PROVIDER LD = LIFE AND DISABILITY  
 LI = LIFE LR = LIFE AND DISABILITY REINSURER PC = PROPERTY AND CASUALTY PD = PREPAID DENTAL  
 RG = RISK RETENTION GROUP UR = UNAFFILIATED CREDIT LIFE AND DISABILITY REINSURER

\* DBA (Doing Business As)

\*\* Life Care Facility

† Transaction completed during Fiscal Year 2008, but effective prior to January 1, 2007.

**WITHDRAWALS DURING 2007 - (continued)**

<b>Insurer Name</b>	<b>Domicile</b>	<b>NAIC #</b>	<b>Business Type</b>	<b>Effective Date</b>
23. MENLO LIFE INS CO	AZ	71749	LD	05/14/07
24. MERCANTILE LIFE INS CO	AZ	- - -	UR	09/15/07
25. OLD KENT FINANCIAL LIFE INS CO	AZ	93300	LR	12/20/07
26. OMEGA REINSURANCE CORP	AZ	85774	LR	10/02/07
27. ORANGEWOOD **	AZ	95230	LC	07/23/07
28. PIONEER MILITARY INS CO	AZ	91570	LR	05/03/07
29. PRAMCO LIFE INS CO	AZ	- - -	UR	11/20/07
30. RED SHIELD SURPLUS INS CO.	AZ	11667	PC	12/26/07
31. STOCKBRIDGE INS CO	MN	23647	PC	10/23/07
32. TRANSWESTERN INS CO	AZ	11119	LR	12/26/07
33. TREMONT REINSURANCE CO	AZ	- - -	UR	07/23/07
34. TRYGG-HANSA INS CO, LTD. (U.S. BRANCH)	NY	33421	PC	12/19/07
35. UNITED CONCORDIA DENTAL PLANS OF ARIZONA, INC.	AZ	52122	PD	08/10/07
36. VENTURE LIFE INS CO	AZ	99104	LR	05/11/07

**RECEIVERSHIPS**

INSURERS ORDERED TO LIQUIDATE DURING 2007

<b>Insurer Name</b>	<b>Domicile</b>	<b>NAIC #</b>	<b>Business Type</b>	<b>Date of Order</b>
1. BENICORP INS CO	IN	69752	LD	10/05/07

Company Names: CO = COMPANY CORP = CORPORATION INS = INSURANCE RRG = RISK RETENTION GROUP  
 Business Types: CP = CAPTIVE INSURER HC = HEALTH CARE SERVICE ORGANIZATION LC = LIFE CARE PROVIDER LD = LIFE AND DISABILITY  
 LI = LIFE LR = LIFE AND DISABILITY REINSURER PC = PROPERTY AND CASUALTY PD = PREPAID DENTAL  
 RG = RISK RETENTION GROUP UR = UNAFFILIATED CREDIT LIFE AND DISABILITY REINSURER

\* DBA (Doing Business As)

\*\* Life Care Facility

† Transaction completed during Fiscal Year 2008, but effective prior to January 1, 2007.





# **RECEIVERSHIP ACTIVITY**



## 2007 RECEIVERSHIP ACTIVITY

### ARIZONA COMPANIES IN RECEIVERSHIP AS OF DECEMBER 31, 2007

COMPANY NAME	DATE OF RECEIVERSHIP	NAIC #
1. AMERICAN BONDING COMPANY	02/02/95	10138
2. PREMIER HEALTHCARE OF ARIZONA, INC.	11/16/99	95053

### ARIZONA COMPANIES IN RECEIVERSHIP WHICH WERE TERMINATED DURING 2007

COMPANY NAME	CLOSING DATE OF RECEIVERSHIP	NAIC #
1. DIAMOND BENEFITS LIFE INSURANCE COMPANY	12/21/2007	74969

### FOREIGN COMPANIES IN ANCILLARY RECEIVERSHIP AS OF DECEMBER 31, 2007

COMPANY NAME	DATE OF RECEIVERSHIP	NAIC #
1. RELIANCE INSURANCE COMPANY	3/14/02	24457

### FOREIGN COMPANIES IN ANCILLARY RECEIVERSHIP WHICH WERE TERMINATED DURING 2007

None to Report



# **QUALIFIED SURPLUS LINES INSURERS**



# QUALIFIED SURPLUS LINES INSURERS

AS OF DECEMBER 31, 2007

Listed below are those non-admitted insurers for which a sponsoring Surplus Lines Broker has filed documents required to qualify the insurer to transact surplus lines insurance in Arizona as of December 31, 2007. The Director of the Arizona Department of Insurance is not required to determine the actual financial condition or claims practices of non-admitted insurers. A Surplus Lines Broker shall not place business with an insurer that is not on this list. Surplus lines insurers may provide only coverages that are recognized surplus lines pursuant to A.R.S. § 20-409 or those that cannot be procured on the admitted market after diligent effort. Insurers are added to and removed from the list during the year. For a current listing, please visit the Department's Web Site at <http://www.id.state.az.us/>.

## NAME OF UNAUTHORIZED INSURER

1. ACCEPTANCE INDEMNITY INS CO
2. ACE EUROPEAN GROUP LIMITED
3. ADMIRAL INS CO
4. ADRIATIC INS CO
5. AIG EXCESS LIABILITY INS CO LTD.
6. AIX SPECIALTY INS CO
7. ALLIANZ GLOBAL CORPORATE & SPECIALTY (FRANCE)
8. ALLIANZ GLOBAL CORPORATE & SPECIALTY AG
9. ALLIED WORLD ASSURANCE CO (U.S.) INC.
10. AMERICAN EMPIRE SURPLUS LINES INS CO
11. AMERICAN EQUITY SPECIALTY INS CO
12. AMERICAN HEALTHCARE SPECIALTY INS CO
13. AMERICAN INTERNATIONAL SPECIALTY LINES INS CO
14. AMERICAN MODERN SURPLUS LINES INS CO
15. AMERICAN SAFETY INDEMNITY CO
16. AMERICAN WESTERN HOME INS CO
17. APPALACHIAN INS CO
18. ARCH EXCESS & SURPLUS INS CO
19. ARCH SPECIALTY INS CO
20. ASPEN INS UK LIMITED
21. ASPEN SPECIALTY INS CO
22. ASSOCIATED ELECTRIC & GAS INS SERVICES, LTD. (AEGIS)
23. ASSOCIATED INTERNATIONAL INS CO
24. ATLANTIC CASUALTY INS CO
25. AVIVA INTERNATIONAL INS LIMITED
26. AXA CORPORATE SOLUTIONS ASSURANCE
27. AXIS SPECIALTY EUROPE LIMITED
28. AXIS SPECIALTY INS CO
29. AXIS SURPLUS INS CO
30. BERKSHIRE HATHAWAY INTERNATIONAL INS LTD.
31. BRITISH AVIATION INS CO LTD., THE
32. BURLINGTON INS CO, THE
33. CANAL INDEMNITY CO
34. CAPITOL SPECIALTY INS CORP
35. CATLIN INS CO (UK) LTD.
36. CATLIN SPECIALTY INS CO

Company Names: CO = COMPANY CORP = CORPORATION INS = INSURANCE

**QUALIFIED SURPLUS LINES INSURERS as of December 31, 2007 - (continued)****NAME OF UNAUTHORIZED INSURER**

37. CHUBB CUSTOM INS CO
38. COLONY INS CO
39. COLONY NATIONAL INS CO
40. COLUMBIA CASUALTY CO
41. COMMONWEALTH INS CO
42. CONVERIUM INS (UK) LIMITED
43. DARWIN SELECT INS CO
44. DISCOVER SPECIALTY INS CO
45. EMPIRE INDEMNITY INS CO
46. ENDURANCE AMERICAN SPECIALTY INS CO
47. ENERGY INS MUTUAL LTD.
48. ESSEX INS CO
49. EVANSTON INS CO
50. EVEREST INDEMNITY INS CO
51. EXECUTIVE RISK SPECIALTY INS CO
52. FIREMAN'S FUND INS CO OF OHIO
53. FIRST MERCURY INS CO
54. FIRST SPECIALTY INS CORP
55. GARD MARINE & ENERGY LIMITED
56. GEMINI INS CO
57. GENERAL STAR INDEMNITY CO
58. GENERALI ASSURANCES IARD
59. GENERALI, ASSICURAZIONI GENERALI, S.P.A.
60. GENESIS INDEMNITY INS CO
61. GEOVERA SPECIALTY INS CO
62. GLENCOE INS LTD.
63. GOTHAM INS CO
64. GREAT AMERICAN E&S INS CO
65. GREAT AMERICAN FIDELITY INS CO
66. GREAT AMERICAN PROTECTION INS CO
67. GREAT DIVIDE INS CO
68. GREAT LAKES REINSURANCE (UK) PLC
69. GUILFORD INS CO
70. GULF UNDERWRITERS INS CO
71. HCC SPECIALTY INS CO
72. HEALTH CARE INDEMNITY, INC.
73. HEDDINGTON INS (UK) LTD.
74. HOMELAND INS CO OF NEW YORK
75. HOUSTON CASUALTY CO
76. HUDSON SPECIALTY INS CO
77. ILLINOIS EMCASCO INS CO
78. ILLINOIS UNION INS CO
79. INDIAN HARBOR INS CO

Company Names: CO = COMPANY CORP = CORPORATION INS = INSURANCE



**QUALIFIED SURPLUS LINES INSURERS as of December 31, 2007 - (continued)****NAME OF UNAUTHORIZED INSURER**

80. INTEGON SPECIALTY INS CO
81. INTERNATIONAL INS CO OF HANNOVER LTD.
82. INTERSTATE FIRE & CASUALTY CO
83. JAMES RIVER INS CO
84. LANCASHIRE INS CO (UK) LTD.
85. LANCASHIRE INS CO LTD.
86. LANDMARK AMERICAN INS CO
87. LANTANA INS LTD.
88. LEXINGTON INS CO
89. LIBERTY MUTUAL INS EUROPE LIMITED
90. LIBERTY SURPLUS INS CORP
91. LLOYD'S OF LONDON SYNDICATES *
92. LONDON & EDINBURGH INS CO LTD.
93. MARINE INS CO LTD., THE
94. MARKEL INTERNATIONAL INS CO LTD.
95. MAX SPECIALTY INS CO
96. MAXUM INDEMNITY CO
97. MITSUI SUMITOMO INS CO (EUROPE) LTD.
98. MOUNT VERNON FIRE INS CO
99. MT. HAWLEY INS CO
100. NATIONAL FIRE & MARINE INS CO
101. NATIONSBUILDERS INS CO
102. NAVIGATORS SPECIALTY INS CO
103. NEVADA CAPITAL INS CO
104. NOETIC SPECIALTY INS CO
105. NORTH AMERICAN CAPACITY INS CO
106. NORTH POINTE CASUALTY INS CO
107. NORTHFIELD INS CO
108. NUTMEG INS CO
109. OCEAN MARINE INS CO LTD., THE
110. OLD REPUBLIC UNION INS CO
111. PACIFIC INS CO, LTD.
112. PENN-STAR INS CO
113. PHILADELPHIA INS CO
114. PRAETORIAN SPECIALTY INS CO
115. PRIME INS CO
116. PRINCETON EXCESS AND SURPLUS LINES INS CO, THE
117. PROFESSIONAL UNDERWRITERS LIABILITY INS CO
118. QBE INS (EUROPE) LIMITED
119. QBE SPECIALTY INS CO
120. RED MOUNTAIN CASUALTY INS CO, INC.
121. SAFECO SURPLUS LINES INS CO
122. SAVERS PROPERTY AND CASUALTY INS CO

Company Names: CO = COMPANY CORP = CORPORATION INS = INSURANCE

## QUALIFIED SURPLUS LINES INSURERS as of December 31, 2007 - (continued)

NAME OF UNAUTHORIZED INSURER
123. SCOTTSDALE INDEMNITY CO
124. SIRIUS INTERNATIONAL INS CORP
125. SOUTHERN VANGUARD INS CO
126. SR INTERNATIONAL BUSINESS INS CO LTD
127. ST. PAUL SURPLUS LINES INS CO
128. STARR EXCESS LIABILITY INS CO, LTD.
129. STEADFAST INS CO
130. SWISS RE SPECIALTY INS (UK) LIMITED
131. THROUGH TRANSPORT MUTUAL INS ASSOCIATION (EURASIA) LTD.
132. TRAVELERS EXCESS AND SURPLUS LINES CO
133. TT CLUB MUTUAL INS LTD.
134. TUDOR INS CO
135. UNITED NATIONAL INS CO
136. UNITED SPECIALTY INS CO
137. USF INS CO
138. WESTCHESTER SURPLUS LINES INS CO
139. WESTERN WORLD INS CO
140. WIND RIVER REINSURANCE CO, LTD.
141. WÜRTTEMBERGISCHE VERSICHERUNGS AG
142. XL SELECT INS CO

### \* FOOTNOTES:

#### Item 91. Lloyd's of London Syndicates

Syndicate Numbers: 33, 318, 382, 435, 457, 510, 557, 566 [Incidental to #2999] (5), 570, 609, 623, 727, 780, 807, 958, 994 [2006 year only] (4), 1007 [2006 year only] (4), 1036 [Incidental to #2999] (5), 1084, 1176, 1183, 1200, 1206, 1209, 1218, 1221, 1225, 1243 [2004 year only] (3), 1245 [2004 year only] (3), 1301, 1400, 1414, 1607 [2006 year only] (4), 1861, 1886 [Incidental to #2999] (5), 1919, 2000 [Incidental to #2999] (5), 2001, 2003, 2007, 2010, 2020 [2006 year only] (4), 2112, 2121, 2147 [2006 year only] (4), 2243 added eff. 10/01/07, 2488, 2623, 2791, 2987, 3000, 3010 added eff. 10/01/07, 3210, 3786 [2006 year only] (4), 3820, 4000, 4020, 4040, 4242, 4444, 4472, 5000, 5151, 5555, 5820.

Footnotes: (3) These syndicates are listed for their 2004 underwriting year of account only. The NAIC understands that binding authorities may be extended into 2007 for the 2004 year of account. The NAIC further understands that the U.S. Situs Trust Deeds – Surplus Lines for these 2004 syndicates will continue to protect any such business written for the account of the 2004 syndicates.

(4) These Lloyd's Syndicates are listed for their 2006 underwriting year of account only. The NAIC understands that binding authorities may have been issued by the 2006 syndicates during 2006, and that under the terms of such binding authorities, U.S. business may continue to be written during part of 2007 for the account of the 2006 syndicates. The NAIC further understands that the U.S. Situs Trust Deeds – Surplus Lines for these 2006 syndicates will continue to protect any such business written for the account of the 2006 syndicates.

However, any equivalently numbered Lloyd's Syndicates for the 2007 underwriting year have not executed U.S. Situs Trust Deeds – Surplus Lines for the 2007 underwriting year and are not listed on the Quarterly Listing.

(5) Incidental syndicates have the same constitution as a parent syndicate. These syndicates maintain trust funds in their own right.



