


Arizona Department Of Insurance

2013/2014 Annual Report



**Janice K. Brewer
Governor**

**Germaine L. Marks
Director of Insurance**

Printed copies of this report are restricted in accordance with A.R.S. § 41-4153. This report is available on the Department of Insurance website (www.azinsurance.gov).

Please contact our Americans with Disabilities Act (ADA) Coordinator at (602) 364-3100 if you need reasonable accommodations due to a disability or handicap with regard to this publication or other services of this Department. Requests should be made as early as possible to allow reasonable time to make necessary arrangements or procure materials in an alternate format.

Arizona Department of Insurance 2013/2014* Annual Report

**Germaine L. Marks
Director of Insurance**

to

**Janice K. Brewer
Governor
and
Members of the Arizona
Legislature**

Arizona Department of Insurance
2910 North 44th Street, Suite 210
Phoenix, Arizona 85018
(602) 364-3100

*The information in this report is in the public domain and may be reprinted
without permission.*

** To provide the public with the most up-to-date information about the Department of Insurance and the domestic insurance industry, this report contains the most current, complete data available, which in some cases is for Calendar Year 2013 and in others is for Fiscal Year 2014 (7/01/13 through 6/30/14). Generally, data concerning the Department's licensees is reported for Calendar Year 2013, while data relating to the Department's operations is reported for Fiscal Year 2014. Exceptions are noted.*

TABLE OF CONTENTS

Directory	1
Message from the Director of Insurance	2
Strategic Plan Summary	3
Division Reports/Organization Chart	4
Director's Office	6
Consumer Affairs	8
Health Care Appeals	10
Market Oversight Division	12
Administrative Services Division	13
Licensing Section	13
Accounting Section, Business Services Section, and Premium Tax Unit	16
Financial Affairs	18
Captive Insurance	20
Property and Casualty	21
Life and Health.....	24
Investigations Division	26
Fraud Unit	26
Administrative Enforcement Section (AES)	27
Guaranty Funds	28
Receivership	29
Public Information Resources	30
Internet Resources	32
Consumer Publications	34
Laws and Policy	36
2013 and 2014 Legislation	38
2013 Regulatory Bulletins	39
Fiscal Reports	40
General Fund Revenues	42
Operating Expenditures	43
Insurance Professionals and Insurers Authorized in Arizona	44
Summary of Insurance Professionals.....	46
Synopsis of Annual Statements	47
Insurers Authorized in Arizona	49
Top 25 Authorized Premium Writers for Select Lines of Business	98
Insurers That Ceased Arizona Business Activity	116
Receivership Activity	120
Qualified Surplus Lines Insurers	124

DIRECTORY

Arizona Department of Insurance
 2910 North 44th Street, Suite 210 | Phoenix, Arizona 85018
www.azinsurance.gov

Divisions	Sections	Phone Numbers	Facsimile Numbers
Director's Office		(602) 364-3471	(602) 364-3470
Administrative Services	Business Services Accounting, Human Resources, and Purchasing	(602) 364-3100	(602) 364-2400
	Licensing <i>licensing@azinsurance.gov</i>	(602) 364-4457 (877) 660-0964	(602) 364-4460
	Premium Tax	(602) 364-3246	(602) 364-3989
Arizona Guaranty Funds 1110 W. Washington, Ste. 270 Phoenix, AZ 85007	Life and Disability Insurance Guaranty Fund, and Property and Casualty Insurance Guaranty Fund	(602) 364-3863	(602) 364-3872
Captive Insurance	<i>captive@azinsurance.gov</i>	(602) 364-4490	(602) 364-3989
Consumer Affairs	Consumer Services <i>consumers@azinsurance.gov</i>	(602) 364-2499 (800) 325-2548	(602) 364-2505
	Consumer Services—Spanish <i>ayuda@azinsurance.gov</i>	(602) 364-2977	(602) 364-2505
	Health Care Appeals	(602) 364-2399	(602) 364-2398
	Market Assistance <i>consumers@azinsurance.gov</i>	(602) 364-2496 (800) 544-9208	(602) 364-2505
	Market Oversight <i>marketconduct@azinsurance.gov</i>	(602) 364-4994	(602) 364-2505
Financial Affairs	Financial Examination and Financial Surveillance	(602) 364-3999	(602) 364-3989
	Financial Compliance (Licensing, Records, Trust Deposits)	(602) 364-3998	(602) 364-3989
Information Services		(602) 364-2983	(602) 364-2980
Investigations	Fraud Unit and Administrative Enforcement <i>investigations@azinsurance.gov</i>	(602) 364-2140	(602) 912-8419
Life and Health	Rates and Forms, Utilization Review Agents, and Third Party Administrators <i>lifehealth@azinsurance.gov</i>	(602) 364-2393	(602) 364-2175
	Managed Care and Prepaid Dental Oversight, Provider Timely Pay <i>providerinfo@azinsurance.gov</i>	(602) 364-2394	(602) 364-2175
Property and Casualty	Rates and Forms, and Registration <i>propcas@azinsurance.gov</i>	(602) 364-3453	(602) 364-3989

A Message from the Director of Insurance



Governor Brewer and Members of the Arizona Legislature:

I am pleased to provide the *2013/2014 Annual Report of the Arizona Department of Insurance (ADOI)*. Financial solvency of insurers doing business in our state and protection of Arizona consumers are the ADOI's primary responsibilities. In fiscal year 2014, the ADOI assisted thousands of Arizona consumers by responding to insurance complaints, resolving company disputes, and recovering over \$11 million in claim settlements, insurance transaction refunds and restitution.

The ADOI's vision is to set a standard of excellence for insurance regulation. ADOI will make this vision a reality through professionalism, leadership, and efficiency. I am committed to the continued economic development of the insurance market, and a vibrant insurance market depends upon Arizona insurance consumers' confidence in the industry's strength.

The insurance industry is a significant, integral part of Arizona's economy; the industry provides thousands of jobs, generates hundreds of millions of dollars in premium taxes, and delivers valuable services that keep businesses operating when losses occur. The National Association of Insurance Commissioners (NAIC) reaccredited our sound financial examination and analysis processes that ensure companies remain solvent. In 2014, the 1,797 insurance companies licensed in Arizona collectively wrote over \$25 billion in premiums. ADOI also supports the economic development of the Arizona insurance industry by ensuring "speed to market" access of new insurance products and by encouraging competition. Recently, several insurers have located certain operations or expanded existing operations in Arizona.

The ADOI collects insurer fee and assessment revenues that reimburse its General Fund appropriation. In fiscal year 2014, the ADOI collected and remitted almost \$411.7 million in insurance premium tax revenues to the General Fund, plus \$31.4 million to firefighter and public safety retirement funds.

A balanced approach to insurance regulation compels all stakeholders to work together to further our mutual goals: protecting Arizona's insurance consumers, continuing to strengthen and modernize the state-based regulatory system, and fostering a sound, competitive, and market-responsive insurance industry.

I wish to extend my sincerest gratitude to everyone at ADOI for their support and their commendable service to Arizona's insurance community.

Sincerely,

A handwritten signature in cursive script that reads "Germaine L. Marks". The ink is dark and the signature is fluid and legible.

Germaine L. Marks
Director of Insurance

Strategic Plan Summary

The mission of the Department of Insurance is ***to protect insurance consumers and promote a strong insurance marketplace.***

The Department achieves its overall mission through accomplishing the missions of the following programs and subprograms.

PROGRAM / SUBPROGRAM	MISSION STATEMENT
Policy and Administration	To provide leadership, direction, coordination and support, enabling the agency to achieve its mission.
Solvency Regulation	To oversee and promote the ability of authorized insurers to perform their financial obligations under insurance policies.
Financial Condition and Soundness Oversight	To detect and deter insurer financial deficiencies and unsound practices as early as possible.
Insolvency Administration	To minimize the impact of insurer insolvencies on Arizona residents.
Consumer Support	To inform, assist and protect Arizona insurance consumers.
Consumer Information and Assistance	To make available and promote insurance-related information and assistance to enable Arizona consumers to make informed decisions, and to facilitate their receipt of benefits to which they are entitled.
Market Practices Oversight	To protect Arizona insurance consumers from unfair and illegal market practices and to oversee insurer compliance with Arizona laws that promote effective health service delivery systems.
Fraud Investigation and Deterrence	To deter, investigate, and facilitate conviction for insurance fraud.
Licensing	To render efficient, effective and quality insurance licensing services and to restrict license issuance and renewal to qualified candidates.
Professional Service Licensing	To render efficient, effective and quality licensing services to insurance producers and other insurance-related service providers and to restrict license issuance and renewal to qualified applicants.
Insurer Licensing	To render efficient, effective and quality licensing services to insurers and other insurance risk bearing entities and to restrict license issuance to qualified applicants.
Premium Tax Collections and Analysis	To fully collect, efficiently deposit and accurately forecast insurance premium tax revenues.
Captive Insurance	To provide a regulatory environment that enables development of the domestic captive insurance industry, and to oversee the soundness of domestic captive insurers.

The Department's Five Year Strategic Plan is accessible from the Department's Internet web site at www.azinsurance.gov.

Department of Insurance Division Reports



Director of Insurance

Financial Affairs Division

- Compliance Section
- Examination Section
- Surveillance Section

Receivership Division

Insurance Guaranty Funds

- Life and Disability Insurance Guaranty Fund Board
- Property and Casualty Insurance Guaranty Fund Board

Captive Insurance Division

Administrative Services Division

- Accounting Section
- Business Services Section
- Insurance Tax Unit
- Licensing Section
 - Continuing Education Review Committee

Consumer Affairs Division

- Consumer Assistance Section
- Health Care Appeals Section
- Market Oversight
 - Market Analysis Section
 - Market Conduct Examination Section

Investigations Division

- Administrative Enforcement Section
- Insurance Fraud Unit

Property and Casualty Division

- Rates and Forms Section
 - Workers' Compensation Appeals Board
 - Insurance Consumer Advisory Board
- Registration Section

Life and Health Division

- Managed Care Section
- Forms Review Section
- Utilization Review / TPA Section

Information Services Division

OFFICE OF THE DIRECTOR

Germaine L. Marks..... Director
Darren T. Ellingson..... Deputy Director
Scott Greenberg..... Chief Operating Officer
Mary Kosinski..... Executive Asst. Regulatory Affairs
Andrew Carlson Executive Asst. Policy Affairs

The mission of the Director's Office is to provide the leadership, direction, coordination, and support that enable the ADOI to achieve its overall mission. The Director's Office:

- As a Cabinet level agency, advises and supports the Governor's Office
- Develops the agency's operational policies and coordinates and directs the activities of the agency's divisions
- Coordinates interaction with the agency's major constituencies, including consumers, licensees, industry, elected officials and the media
- Develops, reviews, recommends, and implements insurance-related legislation
- Develops and promulgates appropriate rules, conducts five year rule reviews, and submits annual reports and substantive policy statements to the Governor's Regulatory Review Council
- Provides technical support and advice to state legislators and the U.S. Congressional delegation
- Participates as a member of the National Association of Insurance Commissioners
- Coordinates the agency's interaction with other state and federal agencies
- Coordinates and participates in task forces and advisory groups
- Oversees the administration of boards and other public bodies within the agency
- Oversees the preparation, publication and distribution of educational information to the public, including consumer-oriented literature, statutorily required reports, and the agency web site
- Makes appearances and speeches before interested groups and participates in consumer outreach events
- Coordinates legal representation of the agency by the Attorney General's Office

Director's Office Highlights Fiscal Year 2014

- Continued coordination and oversight of activities throughout the ADOI in response to The Patient Protection and Affordable Care Act.
- Enhanced internal communication and education with ADOI Town Halls.
- Participated in significant committee and task force activities at the National Association of Insurance Commissioners.
- Launched a redesign of ADOI's public web page for a more user-friendly and standardized appearance.

- Renders ultimate decisions in administrative proceedings necessary to enforce and administer the Insurance Code
- Develops the Agency Operational Plan, Budget Request, Information Technology Plan, Business Continuity Plan, and Disaster Preparedness Plan

OFFICE OF THE DIRECTOR EMPLOYEE SALARIES* per ARS § 20-154(A)(4)

Incumbent	Position	Annual Salary
Germaine L. Marks	Director	\$115,500
Darren T. Ellingson	Deputy Director	\$99,000
Michael G. Sarguine	Guaranty Fund Executive Director	\$99,472
Vacant	Assistant Director, Consumer Affairs Division	Not applicable
Kurt A. Regner	Assistant Director, Financial Affairs	\$94,500
Erin H. Klug	Assistant Director, Life & Health Division	\$89,500
D. Dean Ehler	Assistant Director, Property & Casualty Division	\$73,705
Charles J. Gregory	Special Agent Supervisor, Investigations Division	\$59,566
Scott B. Greenberg	Chief Operating Officer	\$87,510
Eugene P. Glover	Chief Information Officer	\$80,976
Mary M. Kosinski	Executive Assistant to the Director	\$80,976
Andrew R. Carlson	Executive Assistant to the Director	\$79,380

**As of June 30th, 2014*

CONSUMER AFFAIRS DIVISION

Maria Ailor Acting Assistant Director
Catherine O'Neil Ombudsperson
Mary Kitterman Market Assistance Manager
Susana Lesmeister Health Care Appeals Manager

The mission of the Consumer Affairs Division is to assist, inform, and protect Arizona insurance consumers. The Division is comprised of three sections: Consumer Services, Health Care Appeals, and Market Oversight.

The Consumer Services Section provides a full range of consumer information and assistance in response to written, telephonic and walk-in requests, ranging from one-on-one assistance to individuals and businesses, to providing informative publications such as premium comparisons and insurer complaint ratios. The Section also assists with insurance-related education and outreach and helps Arizona businesses locate difficult to find liability insurance.

The specific activities and responsibilities of the **Health Care Appeals Section** and the **Market Oversight Section** are set forth separately in this Annual Report.

Consumer Services Section

The Consumer Services Section is the insurance consumer's main point of contact with the ADOI providing critical assistance to Arizona residents. Section personnel responded to 22,502 phone calls, personally met with 302 members of the public, and handled 5,363 written complaints and requests for information and assistance. The Section assisted consumers in recovering more than \$11 million from insurance companies.

Our consumer specialists must be knowledgeable about every kind of insurance, including auto, home, health, dental, life, annuity, disability income, long-term care, home-health care, title, commercial property and liability, and workers' compensation insurance. They must also have a general knowledge of other state and federal laws and programs that impact Arizona consumers. In fiscal year 2014, our specialists have had to develop a deeper understanding of the relationship between the federal Patient Protection and Affordable Care Act (PPACA) laws and the state health insurance laws, as well as understanding which law applies to a given circumstance. The ADOI received, investigated, and responded to phone requests, e-mails and formal complaints from individuals and businesses. We also work with the Governor, Arizona legislators and our congressional delegation on behalf of their constituents on a wide range of insurance issues. Consumers needed assistance to understand their new health insurance benefits and rights under the Affordable Care Act, averting policy cancellations and non-renewals, resolving claim delays and denials,

Consumer Affairs Highlights Fiscal Year 2014

- ◆ *Assisted in settlements and recoveries for Arizona consumers totaling \$11,044,986.18*
- ◆ *Answered 22,502 telephone inquiries*
- ◆ *Received 5,363 written complaints and inquiries*
- ◆ *Assisted 302 consumers in person at the Department*
- ◆ *Assisted 143 consumers in finding difficult to place commercial liability insurance coverage*

obtaining policy benefits and premium refunds, resolving premium misquotes, and understanding rate increases.

Responses to consumers range from verbal explanations on general insurance issues to detailed responses addressing the consumer's specific questions to investigations that may result in referrals to the Market Oversight Section or the Administrative Enforcement Section. Problems uncovered during the course of the investigation of consumer complaints often bring about changes that have an impact beyond the consumer who initiated the complaint including changes in policy forms and company practices.

The Section receives complaints from individuals covered by various Medicare programs and Medicare related insurance products. We must consider both federal and state laws when we resolve these complaints. While we have jurisdiction over the Medicare Supplement plans, the Medicare Advantage plans are generally subject to regulation by the Centers for Medicare and Medicaid Services (CMS). During FY2014, we forwarded 64 complaints against Medicare health plans to CMS, notified the consumers of this action, and provided them with CMS contact information.

Consumer Services staff attended various community events in FY2014 to answer consumer's questions. Consumer Services staff spent four days on-site in the aftermath of the Yarnell Hill fire providing consumer education materials on a wide range of insurance issues likely to arise after a wildfire and answered individual questions. Our staff also participated in the Rim Country Wildfire Workshop and attended a Department of Emergency and Military Affairs Wildfire Workshop.

In late 2013, Arizona consumers were able to buy health insurance through the Federally Facilitated Marketplace (FFM) and 120,000 Arizonans secured private health coverage under the Affordable Care Act. Consumers initially called with questions about the Qualified Health Plan issuers selling on the FFM, plan benefits and their options for purchasing coverage on and off the FFM. In 2014, consumers submitted 164 written complaints relating to premium charges, cancellation/refund issues, difficulties in locating providers and accessing health care services, out-of-network claim payments and claim denials.

We continued to receive long-term care insurance complaints in FY2014. Premium on long-term care policies continues to increase at a significant rate impacting our senior population. We provided consumers with general information on the rate-making process, as well as specific information about the factors that led to an increase in the premiums on their policy and the options available to them to make changes to their policy that will reduce the increase.

Health Care Appeals Section

The Health Care Appeals Section administers the 1997 legislation which created a uniform process for Arizona health insurance consumers to appeal insurer claim denials¹ or requests for services². The appeal process culminates in an opportunity for an insured to obtain an unbiased, independent, external level of review administered by the ADOI.

In general, the health care appeals law³ provides a three-tiered process for insured members to contest denials or requests for service. The majority of appeals follow the standard appeals track, although the law provides an expedited track mirroring the standard process except for significantly reduced time frames at each level. To be eligible for an expedited appeal, the insured member's treating provider must submit a written certification

	<u>Standard Process</u>	<u>Expedited Process</u>
Level 1	Informal Reconsideration	Expedited Medical Review
Level 2	Formal Appeal	Expedited Appeal
Level 3	External Independent Review	Expedited External Independent Review

along with supporting medical documentation indicating that the time required for the standard process "is likely to cause a significant negative change" in the medical condition at issue in the appeal.

The insured member must exhaust the insurer's internal appeal steps (usually both levels one and two) before requesting external independent review; however, an insurer may choose to accelerate a case to external review at any of the internal levels. The last level of this process allows for a review that is external and independent of the health insurer. Once again, there are two distinct tracks that an external review can follow. If the case concerns a denial arising from a coverage or contractual issue, the ADOI makes the independent determination. The non-prevailing party may then appeal to the Office of Administrative Hearings, although the ADOI is not a participant at the hearing.

<u>Who can request an appeal?</u>
<ul style="list-style-type: none"> • The insured member • The member's treating provider • Parent, if a minor • Legal guardian • Person authorized to make decisions by a power of attorney

If the case involves a medical necessity issue, an independent medical review organization makes the final determination. The ADOI contracts with several independent review organizations (IROs) through the state procurement process. For each medical case, the ADOI selects a reviewer from its list of IROs, sends the case to the selected IRO who completes its medical review and sends its recommended decision back to the ADOI for final written determination. The health care insurer has no direct relationship or contact with

¹ A denied "claim" occurs when a person has already received care, submitted a claim for payment, and the insurer refuses to pay all or any portion of the claim.

² A denial of "service" occurs when a person has requested a health care service or a referral to a specialist and the insurer refuses to pre-authorize the service. Thus, the desired service has not yet been rendered at the time of the appeal.

³ A.R.S. §§20-2530 through 20-2541.

the IRO at any time during the independent review process. The ADOI bills the insurer for the cost of the medical review and maintains a revolving fund to pay the IRO fees on a case by case basis. This final medical determination is subject to judicial review, and cannot be appealed to the Office of Administrative Hearings.

Only appeals taken to the third level come to the ADOI for external review. The external review component of this mandated process provides Arizona health insurance consumers with a valuable, user friendly dispute resolution mechanism that is expeditious and inexpensive. In addition, it is estimated that most insurers overturn approximately half of all appeals at the first level of an appeal, so the first tiers of an appeal to the insurer can be very beneficial.

Health Care Appeals Statistics for Fiscal Year 2014

Total number of health care appeals subject to External Review Process: 235

- *Number of cases withdrawn as exempt from appeal process or settled by insurer: 27*
- *Number of cases decided by the ADOI as coverage issues: 60*
 - 60 standard appeals
 - 0 expedited appeals
 - 51 upheld in favor of the health insurer
 - 7 overturned or partially overturned in favor of the consumer
 - 2 remain pending at fiscal year end
- *Number of cases decided by an independent medical review organization: 70*
 - 68 standard appeals
 - 2 expedited appeals
 - 37 upheld in favor of the health insurer
 - 33 overturned or partially overturned in favor of the consumer
 - 0 remain pending at fiscal year end
- *Number of cases reviewed by the Department but referred to an independent medical review organization for medical decision: 78*
 - 72 standard appeals
 - 6 expedited appeal
 - 56 upheld in favor of the health insurer
 - 22 overturned or partially overturned in favor of the consumer
 - 0 remained pending at year end

MARKET OVERSIGHT SECTION

Maria G. AilorMarket Analysis Supervisor
Helene I. Tomme.. Market Examinations Supervisor

To protect Arizona insurance consumers, the Market Oversight Section gathers and analyzes market information and examines regulated entities for possible violations of the insurance code. The Section uses a broad range of research, analysis, and examination tools to evaluate insurer conduct in the marketplace and to determine the most efficient response to that conduct. We emphasize coordinating technology, interstate cooperation, and intra-agency communication to enhance the effectiveness of the Section's examination efforts. Market Oversight also assists the ADOI with various industry surveys or gathering data that is not readily available on various topics.

Market Analysis Unit

The Market Analysis Unit performs analytical assessment of market information, including but not limited to, data collected from various reporting mechanisms, multiple NAIC tools, websites, and other regulatory sources. This analysis permits the ADOI to identify insurers with potential market conduct problems as early as possible and to take the appropriate regulatory intervention to eliminate or reduce harm to consumers. The Market Analysis Unit also helps prioritize and coordinate various examination activities.

Market Examinations Unit

The Market Examinations Unit executes targeted, comprehensive and issue-specific examinations of insurers' practices based on research from the Market Analysis Unit. Examinations determine insurer compliance with required filings and applicable law, including the Unfair Claims Settlement Practices Act. Examinations may result in the imposition of corrective action plans, restitution and/or civil penalties. The Unit also monitors compliance with corrective action plans and follow-up examinations. The Unit cooperates and participates in multi-state examinations, which are both efficient and effective, and may result in the imposition of fines, corrective action plans and a process for further adjudication of previously denied claims.

Market Oversight Highlights Fiscal Year 2014

- ◆ *Initiated 11 market conduct examinations.*
- ◆ *Filed 8 market conduct examination reports.*
- ◆ *Assessed \$1,288,025 in civil penalties.*
- ◆ *Recovered \$66,903 in restitution, including interest, for Arizona policyholders and claimants.*

ADMINISTRATIVE SERVICES DIVISION

Scott Greenberg Chief Operating Officer
 Steven Fromholtz. Insurance Licensing Administrator
 Susan Yepez Tax Unit Supervisor
 Barbara Beltran Business Services Supervisor
 Mary Jordan Accounting Manager

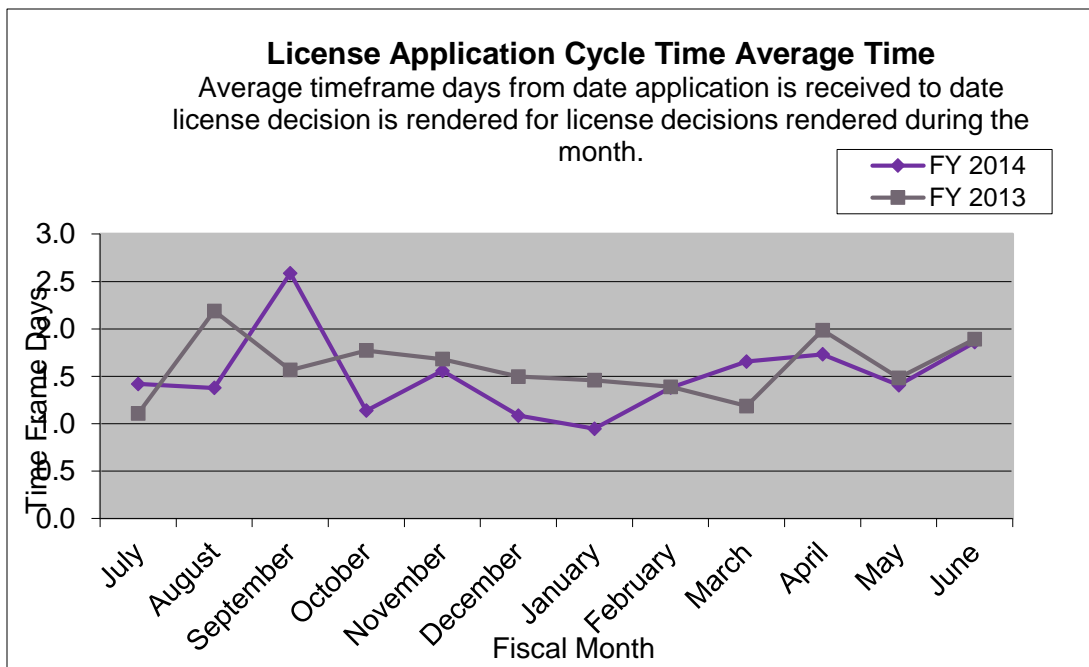
The mission of the Division is to efficiently and effectively coordinate and administer the ADOL's professional licensing and insurance premium tax functions, and to provide administrative, operational, and logistical services to the ADOL.

Licensing Section

Our mission in the Licensing Section is to provide efficient, effective and quality insurance licensing services to producers and other insurance-related service providers. We ensure that insurance license candidates meet all qualifications before issuing or renewing a license. We review and analyze applications for professional-services licensure, maintain and access agency-specific and national licensing databases, obtain criminal history information on certain applicants, maintain electronic and physical license files, and administer contracts for pre-license examination services and for continuing education provider and course certification.

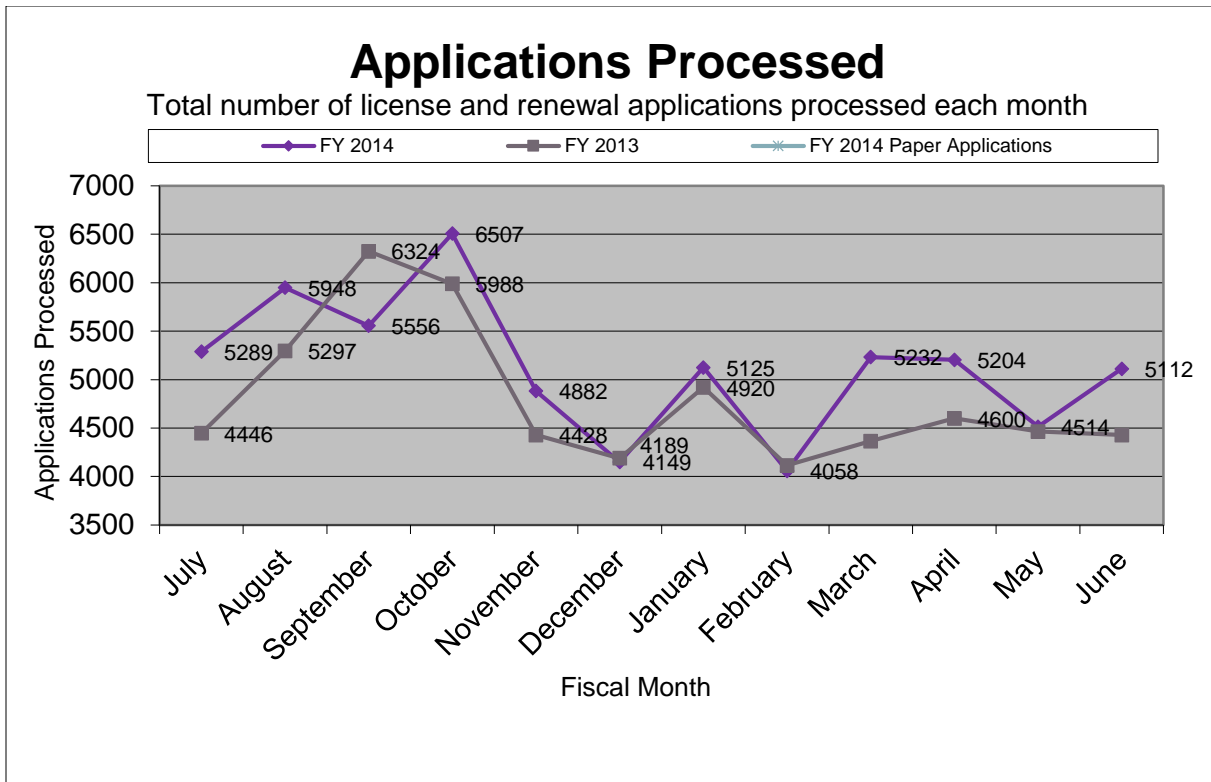
Although the professional services licensing population grew by 5.9% during Fiscal Year 2014¹, we continued to operate efficiently review license and renewal applications in an average of only 1.4 licensing time frame days².

The following charts illustrate our licensing cycle time and application processing workload during the last two fiscal years on a monthly basis.



¹ 185,227 at June 30, 2013, and 196,072 at June 30, 2014

² "Licensing time frame days" are the "overall time frame" days, as defined in A.R.S. §41-1072(2), minus the days that the overall time frame is suspended in accordance with A.R.S. § 41-1074(B).



Electronic Licensing

Insurance professionals continue to use the electronic systems offered by the *National Insurance Producer Registry (“NIPR”)*, an affiliate of the National Association of Insurance Commissioners, to apply for and renew insurance licenses. Users of the electronic systems report a high degree of satisfaction with those services. During FY 2014, only 9.3% of license applications were submitted on paper forms. Of the remaining renewal applications, 31.3% were submitted through the Arizona Web Portal *Insurance Professional License Update System (“IPLUS”)* and 59.4% were submitted through the NIPR’s license renewal system. The NIPR system is more popular because it permits an insurance professional to simultaneously renew licenses in multiple states, and licensing coordinators (who help insurance professionals remain in compliance with continuing education and license renewal requirements) find it easier to use one national system than to use individual state systems to track and manage compliance.

In June 2014, the NIPR renewal system became the exclusive channel through which insurance producers could submit license renewal applications. The ADOI plans to migrate its 27-year-old licensing and regulatory databases to an NIPR-hosted system called “State Based Systems” (“SBS”), which requires the exclusive use of NIPR-provided systems for electronic issuance and renewal of licenses. The new system will still allow submission of paper license and renewal applications. These electronic systems are extremely efficient and allow ADOI to devote resources to other activities.

NIPR’s Electronic Non-resident Licensing (“ENRL”) system allows virtually all applicants who are residents of other states (“non-residents”) to immediately obtain an Arizona non-resident license if they are licensed in good standing in their home

state and there is no information in their administrative or criminal background upon which ADOI may deny a license. During FY 2014, the ENRL system automatically processed 24,477 (93.8%) of the 26,103 non-resident license applications the ADOI received during FY 2014.

NIPR's Electronic Resident Licensing ("ERL") system expedites the licensing process for Arizona-resident individuals who pass required insurance examinations to apply and pay for insurance licenses online. Residents must typically supply the ADOI with fingerprints, evidence of license eligibility and other requirements that an applicant cannot satisfy online. The ERL system processes an applicant's license fees and licensee data automatically. Our Licensing Section matches the applicant's physical documents to the electronic application and, when possible, promptly issues a license. During FY 2014, ERL helped us process 3,318 (43.1%) of the 7,692 resident license applications the ADOI received during FY 2014.

Changes to License Requirements

Laws 2014, Ch. 24 (House Bill 2047) changed ARS § 20-281 and established ARS § 20-333, which eliminated the definition of "travel accident ticket and baggage insurance producer" and created a limited-line (business-entity) "travel insurance producer" license. Travel accident ticket and baggage insurance producer licenses held by individuals were terminated on July 24, 2014, the effective date of the Act. To offer or issue travel insurance,

- A travel insurance producer must apply for and obtain the new travel insurance producer license;
- A travel retailer may offer travel insurance on a travel insurance producer's behalf, and the travel insurance producer must maintain a register of the travel retailers.
- The travel insurance producer must provide training to each employee or authorized representative of a travel retailer concerning the types of insurance offered, ethical sales practices and required disclosures to customers.
- Travel insurance producers and retailers must provide purchasers with specified policy information.

Laws 2014, Ch. 25 (House Bill 2048) made changes to Arizona laws that clarify the definition of insurance adjuster to exclude third-party administrators and their employees engaged in administering accident and health or life insurance claims; exempt from pre-license examination a portable electronics adjuster applicant who resides in a state that does not license adjusters; allow a Canadian resident to apply for a portable electronics adjuster license if the applicant obtained an adjuster license in another state that allows the applicant to adjust portable electronic insurance claims; and, allow a nonresident to apply for a portable electronics adjuster license if the applicant's resident state does not issue adjuster licenses. ARS §§ 20-288, 20-321, 20-321.01, 20-1692.02, 20-1693.03 and 20-1693.05.

Laws 2014, Ch. 29 (House Bill 2121) amended ARS § 20-287 to clarify insurance producer requirements when moving from Arizona to another state; and, amended

ARS § 20-288 to disallow an insurance producer who fails Arizona's pre-license examination for a line of license authority four times within a 12-month period from using an insurance license issued by another state as a means to obtain a license in Arizona for the line of license authority until one year after the date of the last examination failure for the line of license authority.

Laws 2014, Ch. 153 (House Bill 2508) sets forth requirements for health insurance exchange navigators and certified application counselors to be licensed in order to perform specified activities from and after October 1, 2014.

License Examination Administration

In FY 2014, the State of Arizona procured Prometric, Inc, LLC to serve as Arizona's insurance license testing vendor. Prometric began administering license examinations on July 1, 2014. Contact information for Prometric is accessible from the ADOI's *Producers and Other Professionals* web page (www.azinsurance.gov/producers).

Accounting Section, Business Services Section and Premium Tax Unit

The collective mission of our Accounting Section, Business Services Section and Premium Tax Unit is to procure, purchase, provide and pay for the goods and services needed to support efficient and effective agency operations, and to assess and fully collect taxes, fees, assessments and other revenues prescribed by Arizona law. We oversee employment and benefits issues; coordinate employee recruitment and orientation; purchase supplies, equipment and services; pay contractors, vendors and employees; collect, audit and deposit over \$400 million in taxes, fees and assessments annually; maintain and reconcile accounting records, and plan expenditures and cash flows for eleven different funds; distribute and post mail; coordinate office space planning and facilities issues; and, oversee the ADOI's loss control program.

Business Reengineering Arizona ("BREAZ")

The State of Arizona is continuing its configuration and implementation of a new enterprise resource planning (ERP) system to replace its 20-year-old Arizona Statewide Information System (AFIS) and to meet the information management needs of Arizona state government. The ADOI Business Services Section is involved in providing data needed to properly configure the new system, and is poised to begin assisting the State with its user acceptance testing during FY 2015. The new ERP system, provisionally called "New AFIS," is expected to be in use starting July 1, 2015.

Administrative Services Highlights

Fiscal Year 2014

- ◆ *Processed 33,795 new license applications, a 28% increase from the prior fiscal year.*
- ◆ *Received 27,795 new applications electronically, 82.2% of all new applications received during Fiscal Year 2014.*
- ◆ *Processed 27,781 license renewal applications, a 10.9% decrease from the prior fiscal year.*
- ◆ *Received 25,191 license renewal applications electronically, 90.7% of all renewal applications received during Fiscal Year 2014.*
- ◆ *Reviewed license and renewal applications in an overall average of 1.4 licensing time frame days².*
- ◆ *Deposited over \$426.2 million in revenue into the State General Fund – more than 79 times the ADOL's \$5.4-million ending General Fund appropriation for FY 2014*

FINANCIAL AFFAIRS DIVISION

Kurt Regner..... Assistant Director
Vince Gosz..... Chief Captive Analyst
Scott Persten..... Chief Financial Analyst
David Lee..... Chief Financial Examiner
Cary Cook..... Chief Financial Compliance Officer

The mission of the Financial Affairs Division is to identify licensed insurers engaged in unsound financial practices and to require those companies to take corrective actions that bring them into compliance with regulatory standards. License applications are reviewed by the Division to ensure that certificates of authority are issued only to those insurers in sound financial condition. In fulfilling this mission, the Division analyzes periodic financial filings for quantitative and qualitative information, obtains data from other regulatory and public sources and conducts formal on-site financial examinations. Required filings include annual and quarterly financial statements, annual holding company registration statements and audited financial reports. If the Division identifies deficiencies from analysis of available information, the insurer may be required to prepare and implement corrective action plans and/or appropriate enforcement action may be taken. The Division also reviews and must approve the acquisition, merger or withdrawal of an insurer and certain transactions between an insurer and affiliated entities.

In conducting the financial oversight of insurers, the Division is subject to the National Association of Insurance Commissioners' (NAIC's) accreditation standards to promote effective and sound financial regulation. The NAIC requires annual interim accreditation report, in addition to a full accreditation review every five years. The ADOI was most recently re-accredited in 2013. Assistant Director Kurt Regner leads the Division, which is organized into four sections: 1) Financial Surveillance, 2) Examinations, 3) Captive Insurer Analysis, and 4) Compliance.

Financial Surveillance Section

The Financial Surveillance Section conducts ongoing analysis of mandatory financial filings by traditional domestic and foreign insurers. The Section's continuous insurer surveillance results in early detection of financial deficiencies and other operating difficulties which could potentially lead to insolvencies. Financial analysts utilize sophisticated analysis tools to extract and review financial data from NAIC databases. When analysts detect financial deficiencies, they recommend appropriate corrective actions and assist Division management in its enforcement activities. The Division must report the most serious insurer financial conditions to other state insurance departments and the NAIC.

Financial Surveillance staff must also review traditional domestic and foreign insurer applications for new and amended certificates of authority and provide recommendations for approval on certain domestic insurer transactions.

Captive Insurer Analysis Section

The Captive Insurer Analysis Section is responsible for the ongoing analysis of financial filings of domestic captive insurers. Responsibilities and procedures are similar to those of the Financial Surveillance Section and provide early detection of financial deficiencies and operating difficulties.

Examinations Section

The Examinations Section is responsible for the performance of periodic on-site full-scope financial examinations of domestic traditional and captive insurers. The Examination Section also performs limited scope examinations when the Financial Surveillance Section identifies concerns regarding specific financial conditions or operations of an insurer. The purpose of an examination is to confirm the financial position of a licensed company and its compliance with statutory financial solvency requirements. The information obtained through the

examination assists the Financial Surveillance Section and Division management in its ongoing oversight and enforcement responsibilities. The ADOI may initiate an examination any time a significant weakness or deficiency is identified. Arizona law requires the ADOI to conduct a financial examination of each domestic company at least once every five (5) years.

Compliance Section

The Compliance Section is responsible for insurer licensing, statutory deposit administration, maintenance of public records and general administrative support to the Division. The Section is also responsible for insurer customer support services, such as maintenance and dissemination of forms and processing of statutory filings.

The Trust Deposits Unit monitors and enforces compliance with trust deposit requirements comprising a \$3.3 billion portfolio of securities held by the Arizona State Treasurer. The unit also monitors trust deposits held in other jurisdictions that the Division relies upon for an insurer's authority to transact insurance business in Arizona.

Financial Affairs Highlights For Calendar Year 2013

- Licensed 26 new insurers into the Arizona insurance market.
- Increased the authority of 14 licensed insurers in the Arizona insurance market.
- Licensed new insurers and increased insurer authorities in an average of 23 days.
- Completed 53 name changes and 22 domicile changes of licensed insurers.
- Completed 22 withdrawals from the insurance business in Arizona and 20 insurance company mergers.
- Filed 18 financial reports of examination.

CAPTIVE INSURANCE DIVISION

Vincent GoszChief Captive Analyst

The Department established the Captive Insurance Division in 2002 to provide an alternative mechanism to traditional insurance. Captive insurers enable companies to control and customize their costs and coverages in a manner that is more responsive to their financial objectives. The Division is responsible for the regulatory oversight of these captive entities, including all processes related to licensing, business plan changes, financial surveillance and examination.

CAPTIVE FEES REPORT:¹

Total fiscal year 2014 licensing fees collected: \$636,500

Initial Licenses:

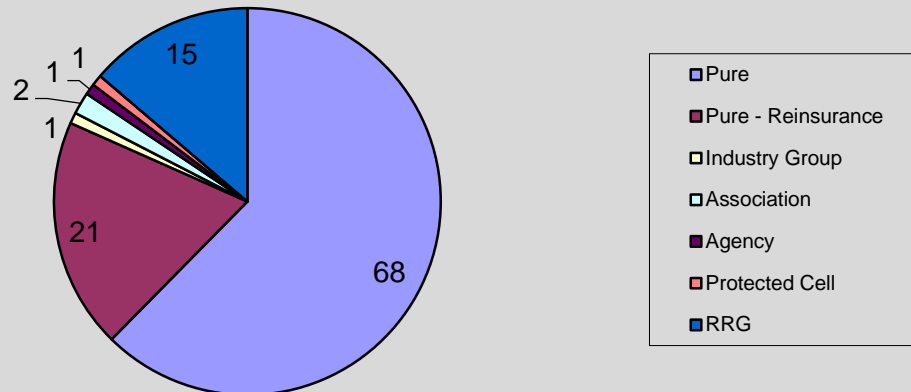
Total applicants: 15
Fees collected: \$15,000

Renewals:

Licenses renewed: 113
Fees collected: \$621,500

Division Highlights for Fiscal Year 2014

◆ Total active captive insurers: 109



◆ 27% of all active captives were formed for the medical industry (physicians, hospitals, nursing homes, etc.)

◆ 21% were formed for the finance and insurance industry

◆ 17% were formed for the construction industry

¹ Reported pursuant to A.R.S. §20-1098.17. Fees prescribed by A.A.C. R20-6-2002.

PROPERTY AND CASUALTY DIVISION

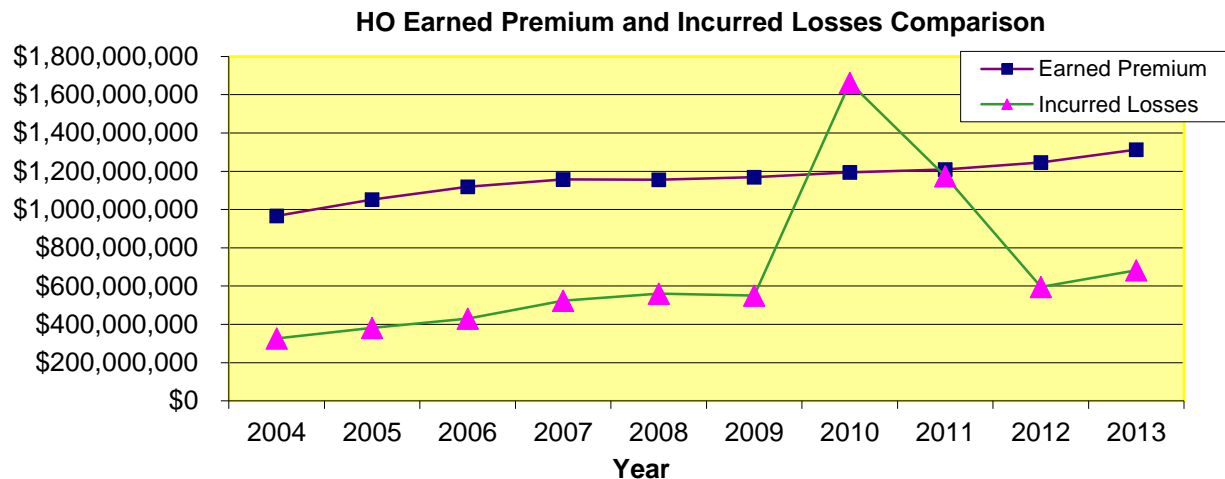
Dean EhlerAssistant Director

The Division reviews various property and casualty insurance policies, contracts and related forms to ensure that they comply with the law and are not ambiguous, misleading or deceptive. We also review certain property and casualty rate filings for compliance. The Division monitors the market for specific selected lines of insurance by reviewing material information and by conducting surveys of insurers. We compile the surveys, analyze the responses, and evaluate the results to determine the level of competition and the health of the market. The Division is comprised of the Rates & Forms Section and the Registration Section.

The Rates & Forms Section

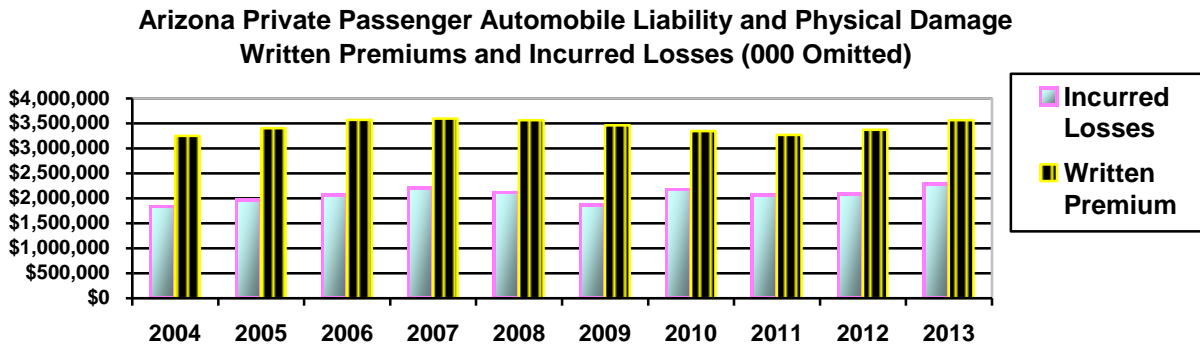
This Section is primarily responsible for administering property and casualty insurance rate and form laws. Although all major lines of insurance are closely monitored in similar fashion, information on lines of insurance with heightened public interest such as the homeowners (“HO”) and private passenger automobile (“PPA”) follows.

Homeowners Insurance Market: The following graph compares Arizona HO earned premium to incurred losses for the past ten years. The HO market returned to profitability in 2012, and remained profitable in 2013.



- Competition is intense as 117 insurers wrote \$100,000 or more in premium in 2013.
- The 2013 market is concentrated in the Top 25, with a market share of 77.18%. The Top Five insurers control 42.87% of the market.
- Most insurers (109 out of 119) will maintain their current underwriting stance in 2014.
- The incurred loss ratio increased (51.97%, 2013; 47.75%, 2012).
- Rates are showing signs of stabilizing as the weighted average rate change was 7.71% in 2013, down from 9.18% in 2012.
- Four new insurers entered the market, while seven exited

Private Passenger Automobile Insurance Market: The following graph demonstrates the dollar amount of Arizona PPA premiums written and insurers' incurred losses since 2004. Written premiums and incurred losses increased in 2013 and, the incurred loss ratio increased from 62.60% in 2012 to 65.18% in 2013.



- The market is highly competitive.
- The market is concentrated in the Top 25 insurers that have a 77.41% market share.
- The average policy premium in 2013 was \$1,123, down from \$1,130 in 2012.
- In 2013, only 19 insurers wrote more than 1% of the market.
- Claim frequency increased while claim severity decreased in 2013.
- A few large groups dominate the PPA market and smaller non-group affiliated insurers have difficulty competing with them.

During Fiscal Year 2014, the Rates and Forms Section:

- Qualified 119 surplus line insurers to transact business in Arizona.
- Produced four major consumer information publications: the annual Automobile Premium Comparison, the Homeowners' Premium Comparison, the Mobile Homeowners' Premium Comparison, and the Renters' Premium Comparison.
- Conducted insurer surveys to monitor marketplace competition for the following lines or types of insurance: businessowners, homeowners, medical malpractice, nursing home liability, personal automobile, and surety.

Registration Section

This Section is responsible for issuing permits to service companies that contract with consumers to repair appliances or the electrical, plumbing, heating, cooling or air conditioning systems of residential property and for approving motor vehicle service contract programs to include contracts sold by an automobile dealer to service vehicles. The Section also reviews applications and registers foreign risk retention groups and risk purchasing groups organized in accordance with the federal risk retention act and issues licenses to rating organizations and rate service organizations.

During Fiscal Year 2014, the Registration Section:

- Issued 10 new service company permits.
- Registered 27 new risk purchasing groups, increasing the total number of active registered risk purchasing groups to 489.

- Registered six new foreign risk retention groups, bringing the total number of active registered foreign risk retention groups to 98.

Property and Casualty Highlights For Fiscal Year 2014

- ◆ *Reviewed 294 rate filings and 3,159 form filings.*
- ◆ *Monitored marketplace competition by conducting and analyzing surveys for six lines of insurance.*
- ◆ *Surpassed all goals related to form and rate filing review:*
 - *Within the prescribed substantive review period, reviewed 100% of forms received instead of the expected 95%.*
 - *Used 3.6 calendar days on average to review property & casualty forms instead of the expected 20 days.*
 - *Within 90 days, reviewed 100% of targeted “use and file” rate filings instead of the expected 95%.*
 - *Reviewed 100% of “file and use” rate filings by the effective date of the filing, instead of the expected 95%.*
 - *Used 9.0 calendar days on average for the substantive review of “file and use” rate filings instead of the expected 15 days.*
 - *Received 97.8% of form filings electronically when 90% was expected.*
 - *Received 98.4% of rate filings electronically instead of the 90% expected.*

LIFE AND HEALTH DIVISION

Erin Klug..... Assistant Director
Margaret McClelland..... Life & Health Supervisor
Linda Beguin.....Dental Plan Manager
Audrey Franklin.....Managed Care Compliance Officer
Sheri Shudde.....Rate Review Manager

The Life and Health Division ensures that life, annuity and health insurance policies, contracts, advertising, and related forms comply with Arizona law, and that rates for certain categories of health insurance are reasonable. In particular, the Division reviews insurance contracts for major medical health, dental, long term care, Medicare supplement, pre-paid dental, disability income, credit life/disability, limited benefit health, annuity, and life insurance. We now review elements of life settlement contracts, and we continue to monitor insurer compliance with timely pay and grievance requirements. The Division also licenses and oversees third party administrators and utilization review agents.

Rates and Forms Review

In FY 2014, the Division received 4,652 form, advertising and rate revision filings related to long term care, Medicare supplement, annuity and life, and various types of health and disability insurance. This is an increase of 207 filings from the 4,445 filings received in FY 2013. We also reviewed 40 life settlement agreements.

In particular, the implementation of health insurance market reforms has significantly changed the timing, and increased the volume and complexity of major medical insurance filings submitted to ADOI. One impact of the Affordable Care Act (ACA) was that, beginning in 2013, major medical policies and rates were filed in a compressed four-month period. Previously, the ADOI received filings at a relatively steady pace throughout the year. During FY 2014, ADOI reviewed 233 individual and group major medical form and rate filings (including stand-alone dental plans), and coordinated the review of individual major medical rate filings by external actuaries qualified to conduct the appropriate level of review. In FY2014, in addition to the rate and form filings subject to our review, ADOI received 1,668 individual and group major medical advertising filings.

Since October 1, 2012, the Life & Health Division has required insurers to submit rate, form and advertisement filings electronically through the System or Electronic Rate and Form Filing (SERFF), the NAIC system used nationwide by insurance departments and insurers. As of FY2014, 100% of filings are submitted to ADOI through SERFF. By reviewing only electronic filings, the Division saves the resources previously needed to process and mail paper filings.

Health Care Insurance Oversight

The Life & Health Division oversees the delivery of services by HMOs and prepaid dental plans. Oversight activities include provider education, complaint resolution, and corrective action enforcement in the areas of timely pay, HMO service delivery, and previous examination orders.

In FY 2014, the Division received and analyzed 2,514 copies of provider grievances (compared to 3,229 copies in FY 2013). These grievances reflected claims disputes worth \$2,231,965. Reviewing the copies of provider grievances helps the Division to target enforcement activities, as well as educate insurers and providers about common problem areas.

In November 2012, ADOI renewed an Inter-agency Service Agreement with the Governor's Office of Economic Recovery to obtain federal grant funds to prepare for the impact of health care reform on ADOI. Throughout FY 2014, six grant-funded, full-time

employees in the Division organized ADOL's participation in Arizona's activities related to implementation of federal health care reform. These employees reviewed policy forms, advertising and rates that reflected the final phases of market reforms that took effect January 1, 2014, and assisted other Divisions around the ADOL to coordinate health care reform-related activities. These grant-funded employees also worked on ACA-related issues with the Governor's staff, legislative staff and other state agencies.

Non-Insurer Licensing

The Division licenses third party administrators (TPAs) and utilization review agents (URAs). In FY 2014, the Division renewed 10 URA licenses, issued 13 new TPA licenses, renewed 276 TPA licenses, and collected \$63,575 in TPA annual filing fees.

Life and Health Highlights For Fiscal Year 2014

- Promoted availability of, and instructions for, the on-line public access to major medical filings in SERFF, at <http://www.azinsurance.gov/RateReview/HFAinstructions.pdf>.
- Received a federal rate review grant extension for work to finalize enhancements to effectiveness and transparency.
- Received designation from the federal Department of Health and Human service (HHS) as an "effective rate review state" in the small group health insurance market.
- Reviewed 40 Life Settlement Agreements.
- Expanded the on-line public notification system for major medical rate increases <http://www.azinsurance.gov/RateReview/index.html>
- Prepared for implementation of the Interstate Insurance Product Regulation Commission (IIPRC).
- Timely analysis and approval of 111 Qualified Health Plan related forms and rates ensured that Arizonans had one of the Top 5 most competitive Federally Facilitated Exchanges.
- Timely reviewed 93% of all administratively complete form filings.
- Participated in preparing the 2014 Medicare Supplement Insurance Premium Comparison.

INVESTIGATIONS DIVISION

Charles J. Gregory....Investigations Supervisor

The Investigations Division investigates potential violations of Arizona insurance laws and consists of the Fraud Unit and the Administrative Enforcement Section.

Fraud Unit

Created as part of the ADOI in 1994 (A.R.S. § 20-466), the Fraud Unit strives to provide quality service and protection to Arizona consumers. The Fraud Unit deters, investigates and facilitates convictions for insurance fraud. The statutes require insurers to refer cases to the Fraud Unit when they suspect “...a *fraudulent claim has been or is being made.*”¹ These statutes also help monitor any insurer’s attempts at overly broad fraud deterrence that could adversely affect honest claimants.

The Fraud Unit currently has four full-time investigators and one support employee. Referrals to the Fraud Unit continue at an approximate pace of 184 per month; however, the referrals outpace the Unit’s resources. As a result, we continue to apply strict investigatory guidelines to prioritize cases. In FY2014, the Fraud Unit received 2211 insurer referrals, but could only investigate 142 cases.

The following table summarizes performance measures for FY2011-2014:

Reporting Categories	FY2011	FY2012	FY2013	FY2014
Total Fraud Referrals ² Received	2290	2370	2074	2211
a. Referrals for Information Only ²	2203	2245	1963	2069
b. Number of Cases Investigated	87	125	111	142
Cases Closed Without Referral for Prosecution	35	64	99	51
Cases Referred to Prosecutors	52	61	47	94
Indictments	65	38	54	21
Prosecutions	49	47	22	52
Convictions	49	47	22	52
Restitution Resulting from Unit Operations	728,569	1,809,839	993,643.00	923,946.41
Value of Property Recovered	148,566	17,601	0	10,574.96
Fines Resulting from Unit Operations	177,455	82,487	44,719.00	72,832.50
Amount Saved by Insurers	409,551	163,180	19,552.31	93,736.71

¹ A.R.S. § 20-466(F)

² The Fraud Unit receives referrals from insurers about claims that may be fraudulent that do not amount to investigation guidelines, due to lack of evidence or limited resources.

Administrative Enforcement Section (AES)

The AES investigates allegations of unauthorized insurance activity and insurance code violations by insurers, agents and other professional service licensees. The Administrative Enforcement Section side of the unit has three full-time investigators to investigate allegations against insurance agents and bail bond agents. AES refers apparent violations to the Arizona Attorney General's Office for appropriate enforcement action or, in some cases, enters into Consent Orders with respondents. AES shares investigative activity information with the Market Oversight Division coordinate agency efforts.

The following table summarizes the Investigation Division's performance measures for FY 2011 through FY 2014:

The following highlights successes of the **Administrative Enforcement Section**:

Reporting Categories	FY2011	FY2012	FY2013	FY2013
Investigations Opened	160	217	169	176
Investigations Closed	155	180	115	164
Cases Referred for Administrative Action	10	16	28	8
License Revocations	17	14	13	16
License Suspensions	12	5	15	15
Cease & Desist Orders	5	11	10	3
Restitution Resulting from Unit Operations	201,014	\$115,422	\$335,833	\$899,407
Fines Resulting from Unit Operations	\$12,600	\$36,350.	\$37,350	\$25,000

ARIZONA INSURANCE GUARANTY FUNDS

Michael E. Surguine..... Executive Director

The Arizona Insurance Guaranty Funds serve as a safety net to protect insurance policyholders and claimants from financial loss in the event that an authorized insurance company becomes insolvent. There are two separate guaranty funds established within the ADOI. The Arizona Life and Disability Insurance Guaranty Fund (ALDIGF) covers life insurance, disability insurance (includes health insurance written on an indemnity basis and long term care), and annuities. The Arizona Property and Casualty Insurance Guaranty Fund (APCIGF) covers most traditional property and casualty lines. Each guaranty fund is comprised of the insurers authorized in Arizona to write the lines of business that guaranty fund covers. Each guaranty fund is overseen by a board of directors and ADOI staff administer the guaranty funds.

The Property and Casualty Guaranty Fund investigates, adjudicates and pays the claims of Arizona insureds and claimants and provides a defense to the insured where appropriate. The Life and Disability Guaranty Fund pays the claims of Arizona residents or provides for continued coverage under life, disability and annuity contracts. The coverage provided by each guaranty fund is subject to statutory limitations and exclusions. Each guaranty fund levies assessments on its member insurers to obtain the necessary funds to meet its obligations. Upon paying a guaranty fund assessment, a member insurer receives a certificate of contribution, which entitles the insurer to a credit against its premium tax obligation to the State.

Since its inception in 1970, the Arizona Property and Casualty Insurance Guaranty Fund has paid out over \$134 million in claims and millions more in defense costs and expenses. Since its creation in 1977, the Arizona Life and Disability Insurance Guaranty Fund has paid out over \$259 million in benefits to policyholders.

Guaranty Fund Highlights for Fiscal Year 2014

- ◆ *APCIGF was activated for Gramercy Insurance Company (TX), and handled claims from nine other insurer insolvencies.*
- ◆ *ALDIGF handled claims from seven insurer insolvencies and did substantial work in preparation for the anticipated insolvency of a long term care insurer.*

RECEIVERSHIP DIVISION

Shelby L. CuevasDeputy Receiver

The mission of the Receivership Division is to maximize the ability of insolvent insurance companies to pay valid creditor claims. The Division executes the Director's duties and powers as statutory Receiver of insolvent insurers and oversees their rehabilitation or liquidation, subject to court oversight. Special deputy receivers, attorneys, accountants and other professionals administer the day-to-day affairs of the insolvent insurers' estates, including collection and liquidation of assets and distribution of assets to claimants and creditors. In addition, the Division works closely with the Guaranty Funds to satisfy insolvent insurers' claim obligations to Arizonans and assists Arizonans affected by insurance receiverships domiciled in other states.

During FY 2014, the Division continued the administration of one domestic insurer in rehabilitation receivership (PMI Mortgage Insurance Co.), three domestic insurers in liquidation receivership (Transurance Risk Retention Group, Inc., Astraea Risk Retention Group, Inc. and Thureus Insurance Group, Inc.) and one foreign insurer in ancillary receivership (Reliance Insurance Company).

Receivership Highlights for Fiscal Year 2013

- ◆ *In regards to PMI Mortgage Insurance Co, the Receivership Division's accomplishments are as follows:*
 - ◆ *On January 30, 2014, the Stock Purchase Agreement and Asset Purchase Agreement between PMI, Arch U.S. MI Holdings, Inc. and Arch Capital Group closed, resulting in the immediate infusion of \$294 million into PMI. Additional amounts will inure to the Receivership over the next several years, including the financial benefits of: the earn out to PMI of the CMG Mortgage insurance Company business; the 20% quota share reinsurance agreement between PMI's subsidiary, PMI Insurance Co., and CMG Mortgage Insurance Company; the Services Agreement between PMI and Arch Services; and the lease of space in PMI Plaza (owned by a wholly owned subsidiary of PMI) to CMG Mortgage Insurance Company.*
 - ◆ *As of March 2014, the cash percentage of the partial claim payment plan increased to 67% (from the previous 55%). All claims that have previously been settled at a 55% cash percentage were trued up (in a one-time payment) to the increased level of 67%.*
 - ◆ *During 2013, \$40 million of capital was repatriated from PMI Europe to PMI. Currently, the Receiver has divested the remaining mortgage insurance business of PMI Europe and is currently analyzing the most cost effective method to dissolve these corporations. The Receiver anticipates that this dissolution will result in the additional return of approximately \$32 million in capital to PMI.*
 - ◆ *The Receiver has commuted twenty four (24) reinsurance agreements (including the TPG affiliated reinsurers) resulting in the collection of an excess of \$315 million.*
 - ◆ *Upon the closing of the Arch transaction on January 30, 2014, 290 PMI employees and contractors terminated their employment with PMI and transitioned to Arch.*
- ◆ *The Division received court approval to close the Transurance estate effective June 30, 2014, and the Astraea Risk Retention Group, Inc. and Thureus Insurance Group, Inc. estates effective October 1, 2014.*

PUBLIC INFORMATION RESOURCES

Internet Resources

www.azinsurance.gov

The ADOI website is a primary means for the public and industry to obtain information about the ADOI's activities, reports, publications, new laws, etc.

An important service on our website allows visitors to "look up" any insurance company, producer and other licensees, to verify licensure and obtain basic financial and licensing data. The *Look Up* feature enhances the public's access to information about licensed insurance companies operating in Arizona. Before an insurance consumer opts to do business with a particular agent or insurance company, they can verify on-line that they are licensed by the ADOI. In addition, they can now view complaint data for insurers.

The ADOI has several webpage features to increase agency transparency, including a Public Records Request page, a Public Meeting Notice page, and a Regulatory Activity page which links visitors to our hearing calendar and a list of agency enforcement actions. One page details our continued administration of a grant received from the U.S. Department of Health and Human Services (HHS) to increase public awareness and transparency of ADOI's regulation of health insurance rates. There is a link for Health Care Reform information including timelines and resources. In addition, the ADOI continues to post all of its Regulatory Bulletins, including its annual summary of insurance related legislation.

The ADOI still offers free email subscriptions to various mailing lists. Subscribers can receive immediate copies of ADOI Press Releases and Regulatory Bulletins. This service allows us to communicate directly and promptly with our constituents.

Consumer Resources

The ADOI's website layout categorizes information by visitor, by type of insurance and also by using a section entitled "I Want Information about..." to help visitors navigate according to their questions. We routinely add or update links to various external and internal resources, including a myriad of publications. We have educational literature on a wide range of insurance topics, such as auto and homeowner premium comparisons and complaint ratios, wildfire and flood information, guides to health insurance and the Health Care Appeals process, and title insurance resources.

Anyone wishing to file a complaint with the ADOI may print our complaint form (in English or Spanish) and then fax, mail, email or bring it to the ADOI. There is also a special email address visitors can use to submit questions or request literature.

Insurer and Producer Resources

The ADOI's website offers current and prospective insurance professionals fast service, 24 hours a day, 7 days a week. Dozens of official department forms and instructions for financial filing and rate and form filings are posted. In addition, surveys and other reporting forms are available on-line for quicker access and completion. The ADOI also accepts tax reports and tax payments electronically from insurance companies through the **OPTins** system.

There is an extensive page dedicated to producer licensing containing license applications, forms, an up-to-date fee schedule, a summary of law changes, and "frequently asked questions". There is also continuing education information, including forms, approved courses and course providers.

The National Insurance Producer Registry ("NIPR"), an affiliate of the National Association of Insurance Commissioners, maintains an easy-to-use online system at www.nipr.com that allows insurance producers to quickly apply for and renew licenses, to update address and phone number information, and to attach documents in order to report administrative actions and criminal judgments.

Consumer Publications

The ADOI publishes numerous consumer literature resources, available on the ADOI's website at www.azinsurance.gov or by calling or visiting the ADOI. In addition, the ADOI distributes several key insurance-related publications from other federal and state regulatory agencies which can be obtained by calling (602) 364-2499 or (800) 325-2548.

ADOI Publications

- Consumer Guide to Health Care Appeals
- Premium Comparison & Complaint Ratio for Automobile Insurance
- Teen Drivers Guide to Auto Insurance
- Consumer Guide to Automobile Insurance
- Consumer Guide & Premium Comparison for Homeowners Insurance
- Consumer Guide & Premium Comparison for Renters Insurance
- Consumer Guide to Understanding How Insurers Use Credit Information
- Medicare Supplement Insurance Premium Comparison
- Homeowners Insurance Check-Up Checklist
- Home Replacement Cost Estimators
- Mobile Homeowners' Premium Comparison
- Is a fire-related loss covered by insurance?
- Tips for Disaster Victims
- Ways to Avoid Being a Victim of Phony Insurance
- Consumer Guide: Annuities for Seniors
- Answers to Questions about Title Insurance
- Fighting Insurance Fraud in Arizona
- Types of Insurance Fraud and What You Can Do About Them
- List of Individual Health Insurers
- List of Long Term Care Insurers
- List of Medicare Supplement/Medicare Advantage Plans

Publications created for victims of storms, wildfires and floods:

- Insurance Tips for Evacuees
- Insurance Tips for those Returning Home
- Tips for Buying Flood Insurance
- Insurance Tips After A Storm

Literature from Other Sources Available from the ADOI

- Why You Need Flood Insurance (*FEMA/NFIP*)
- A Shoppers' Guide to Long Term Care Insurance (*NAIC*)
- Buyer's Guide To Fixed Deferred Annuities (*NAIC*)
- Variable Annuities (*SEC*)
- Life Insurance Buyer's Guide (*NAIC*)
- Life Insurance Information for Military Personnel (*NAIC*)
- Settling Claims After A Disaster (*Insurance Information Institute*)
- Guide to Health Insurance for People with Medicare, Choosing a Medigap Policy (*CMS*)
- Medicare & You (*CMS*)
- Protecting your Health Insurance Coverage (*US Dept of Labor*)

LAWS AND POLICY

2013/2014 Legislative Review

Insurance-related legislation enacted in 2013 and 2014 is identified below. Regulatory Bulletins 2013-02 and 2014-04, available at www.azinsurance.gov, describe the 2013 and 2014 insurance legislation in more detail. In addition, the laws amended by these bills can be viewed on the Legislature's web site (www.azleg.gov).

2013

- HB 2231 exoneration; appearance bonds (Ch. 133)
- HB 2356 insurance; prohibited inducements (Ch. 57)
- HB 2357 insurance; fees; exception (Ch. 96)
- HB 2358 insurance; licensees; continuing education requirements (Ch. 160)
- HB 2462 bail bond agents; lists; loitering (Ch. 21)
- HB 2490 utilization review; requirements. (Ch. 60)
- HB 2534 insurance; form filing (Ch. 152)
- HB 2546 insurance; guaranty fund (Ch. 214)
- HB 2550 health insurance; policies; rating areas (Ch. 215)
- HB 2565 insurance; website posting of policies (Ch. 156)
- SB 1047 mortgage insurance; repeal coverage limitation (Ch. 30)
- SB 1148 workers' compensation; reciprocity (Ch. 34)
- SB 1149 insurance; principle-based valuation; reserves (Ch. 42)
- SB 1177 insurance; accreditation; receivership liquidation fund (Ch. 35)
- SB 1243 exemption; insurance regulation (Ch. 181)
- SB 1310 special fund; workers' compensation (Ch. 183)
- SB 1353 health insurance; telemedicine (Ch. 70)

2014

- HB 2001 insurance; continuing education; definition (Ch. 19)
- HB 2047 travel insurance producer licensing (Ch. 24)
- HB 2048 insurance adjusters; portable electronics (Ch. 25)
- HB 2078 cancer treatment medications; cost-sharing (Ch. 255)
- HB 2121 insurers; licensure; director examination (Ch. 29)
- HB 2329 insurance; notification; cancellation; nonrenewal (Ch. 58)
- HB 2331 life care contracts; in-home care (Ch. 91)

- HB 2482 interstate insurance product regulation compact (Ch. 95)
- HB 2508 insurance; navigator; application counselor; licensure (Ch. 153)
- HB 2560 insurance; self-evaluative privilege (Ch. 154)
- HB 2598 blanket disability insurance; special groups (Ch. 100)
- SB 1047 closing protection letters; escrow agents (Ch. 216)
- SB 1089 insurance holding companies; enterprise risk (Ch. 104)
- SB 1181 guaranty fund; workers' compensation (Ch. 186)
- SB 1222 insurance policies; electronic notices (Ch. 188)
- SB 1404 direct care plans; insurance; exemption (Ch. 161)

2013 Regulatory Bulletins

Throughout the year, the Director issues regulatory bulletins to explain the ADOL's interpretation and application of insurance related laws or rules, to provide information regarding regulatory compliance issues or the insurance markets. The following bulletins were issued in 2013. The entire text of each Bulletin is on the ADOL website at www.azinsurance.gov.

Date Issued	Title	Number
Jan. 23, 2013	Revision of Private Passenger Automobile Property Damage Threshold For Purposes of ARS §20-1631(E)	2013-01
August 21, 2013	2013 Arizona Insurance Laws	2013-02
September 17, 2013	Pre-Approved Life Settlement Disclosure Forms	2013-03
December 20, 2013	Threshold Rate Increase Review in the Small Group Market	2013-04

DEPARTMENT OF INSURANCE FISCAL REPORTS

GENERAL FUND REVENUES

INSURANCE PREMIUM TAX RECEIPTS	FY 2014	FY 2013	FY 2012	FY 2011	FY 2010
FIRE	\$ 17,036,529	\$ 15,426,154	\$ 14,825,929	\$ 14,683,529	\$ 15,329,611
VEHICLE	16,942,842	16,176,438	15,720,974	15,978,057	16,691,230
SURPLUS LINES & INDUSTRIAL	10,984,936	9,752,329	9,013,000	9,735,100	10,154,498
RETALIATORY	8,939,522	10,578,543	6,975,523	8,027,224	7,131,017
AHCCCS MEDICAID CONTRACTORS ¹	144,020,985	129,959,696	141,389,824	157,416,608	157,416,608
ALL OTHER RISKS	245,259,594	234,167,317	234,392,564	236,417,782	229,077,819
TOTAL INSURANCE PREMIUM TAX RECEIPTS (see chart, below)	\$ 443,184,409	\$ 416,060,476	\$ 422,317,814	\$ 442,258,300	\$ 435,800,783
LESS DISBURSEMENTS TO OTHER FUNDS					
FIRE DISTRICTS FOR PENSION FUNDS ²	(14,481,050)	(13,141,283)	(12,606,341)	(12,514,392)	(13,492,670)
PUBLIC SAFETY RETIREMENT SYSTEM ³	(16,942,842)	(16,185,326)	(15,720,974)	(15,978,058)	(16,696,764)
INSURANCE PREMIUM TAXES DEPOSITED TO GENERAL FUND⁴	\$ 411,760,517	\$ 386,733,867	\$ 393,990,499	\$ 413,765,850	\$ 405,611,349
OTHER GENERAL FUND REVENUES	FY 2014	FY 2013	FY 2012	FY 2011	FY 2010
PRODUCER LICENSE FEES ⁵	\$ 8,541,314	\$ 7,644,992	\$ 7,252,910	\$ 6,541,842	\$ 6,822,802
INSURER CERTIFICATE OF AUTHORITY FEES	671,875	674,470	705,900	800,415	767,415
OTHER LICENSING AND REGISTRATION FEES	128,495	129,615	151,468	126,175	101,600
INSURER FILING FEES	524,630	519,430	526,405	535,430	529,527
FINES AND PENALTIES	3,386,493	3,300,563	3,212,798	1,741,073	1,366,559
PUBLICATIONS, PHOTOCOPIES, MISC.	105,976	83,223	97,631	62,515	109,747
FRAUD UNIT ASSESSMENTS	1,088,500	1,112,100	1,109,600	1,113,700	1,117,900
SUBTOTAL: OTHER GENERAL FUND REVENUES	\$ 14,447,282	\$ 13,464,393	\$ 13,056,712	\$ 10,921,150	\$ 10,815,550
TOTAL GENERAL FUND REVENUES⁴	\$ 426,207,799	\$ 400,198,260	\$ 407,047,211	\$ 424,687,000	\$ 416,426,899

¹Per A.R.S. §§ 36-2905 and 36-2944.01 as added by Laws 2003, Ch. 136.

²Per A.R.S. §§ 20-224(C), 9-951 and 9-952.

³Per A.R.S. § 20-224.01.

⁴Includes revenue to be transferred to other funds during the subsequent fiscal year.

⁵Net of web portal credit card transaction fees and processing fees.

OPERATING EXPENDITURES

GENERAL FUND SOURCES	FY 2014	FY 2013	FY 2012	FY 2011	FY 2010
GENERAL FUND	\$ 5,334,710	\$ 4,984,555	\$ 5,195,429	\$ 5,426,005	\$ 5,563,194
NON-GENERAL FUND SOURCES	FY 2014	FY 2013	FY 2012	FY 2011	FY 2010
FEDERAL GRANT: AFFORDABLE CARE ACT HEALTH INSURANCE PREMIUM REVIEW - CYCLE I	\$ -	\$ 38,976	\$ 327,624	\$ 245,282	\$ -
FEDERAL GRANT: AFFORDABLE CARE ACT HEALTH INSURANCE PREMIUM REVIEW - CYCLE II	612,193	241,614	-	-	-
FEDERAL GRANT: AFFORDABLE CARE ACT HEALTH INSURANCE EXCHANGE PLANNING AND ESTABLISHMENT GRANTS	300,481	330,985	359,441	-	-
INSURANCE EXAMINERS' REVOLVING FUND [ARS § 20-159] ¹	4,443,020	4,299,609	5,485,398	5,024,001	4,256,782
ASSESSMENTS FUND FOR VOLUNTARY PLANS [ARS § 20-2201(E)] ¹	143,986	139,288	141,625	141,191	157,208
ARIZONA PROPERTY AND CASUALTY INSURANCE GUARANTY FUND [ARS § 20-661 <i>et seq.</i>] ²	253,907	291,357	544,028	574,753	620,928
ARIZONA LIFE AND DISABILITY INSURANCE GUARANTY FUND [ARS § 20-681 <i>et seq.</i>] ²	264,164	343,537	380,059	728,350	659,661
CAPTIVE INSURANCE REGULATORY AND SUPERVISION FUND [ARS § 20-1098.18] ¹	179,569	158,094	146,632	144,759	151,082
RECEIVERSHIP LIQUIDATION FUND [ARS § 20-648]	34,910	52,767	45,507	44,257	44,164
HEALTH CARE APPEALS FUND [ARS § 20-2540] ¹	182,482	196,093	258,587	229,598	245,448
FINANCIAL SURVEILLANCE FUND [ARS § 20-156(F)] ¹	225,189	211,636	295,156	372,165	405,143
TOTAL NON-GENERAL FUND SOURCES	\$ 6,639,900	\$ 6,303,956	\$ 7,984,055	\$ 7,504,356	\$ 6,540,416
TOTAL OPERATING EXPENDITURES, ALL FUNDING SOURCES	\$ 11,974,610	\$ 11,288,511	\$ 13,179,484	\$ 12,930,361	\$ 12,103,610

¹Excludes legislated transfers to the State General Fund.

²Amounts shown exclude claim payments and related expenses.

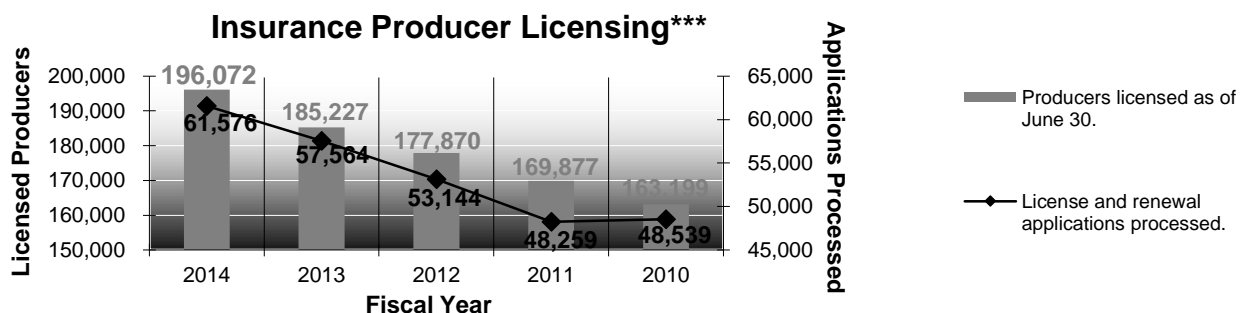
**INSURANCE
PROFESSIONALS AND
INSURERS
AUTHORIZED IN
ARIZONA**

SUMMARY OF INSURANCE PROFESSIONALS

TYPE OF PROFESSIONAL	RESIDENT		NON-RESIDENT	
	12/31/2013	12/31/2012	12/31/2013	12/31/2012
Insurance Producers*				
PROPERTY	19,529	20,234	44,863	47,031
CASUALTY	19,540	20,247	45,000	47,185
PERSONAL LINES	4,050	3,798	10,226	10,092
LIFE	34,475	36,977	75,190	78,228
ACCIDENT AND HEALTH OR SICKNESS	30,210	31,811	73,848	75,387
VARIABLE CONTRACTS	10,000	10,777	35,079	36,764
CREDIT	731	907	172	181
TRAVEL ACCIDENT TICKET AND BAGGAGE	615	620	554	538
TITLE	66	71	69	67
OTHER (NON-RESIDENT RECIPROCITY)	0	0	105	2,493
Insurance Broker				
SURPLUS LINES BROKER	273	278	2,148	2,187
MEXICAN INSURANCE SURPLUS LINES BROKER	33	35	13	14
Insurance Claims and Administration Professionals				
INSURANCE ADJUSTER	2,141	2,237	5,764	4,272
THIRD PARTY (LIFE/HEALTH) ADMINISTRATOR	24	23	252	241
UTILIZATION REVIEW AGENT**	5	11	21	22
Insurance Ratemaking Professionals				
RATING ORGANIZATION	0	0	2	2
RATE SERVICE ORGANIZATION	0	0	8	7
Other Insurance Professionals				
LIFE SETTLEMENT BROKER	3	0	18	0
BAIL BOND AGENT	268	303	5	7
PORTABLE ELECTRONICS AGENT	3	2	19	17
RENTAL CAR AGENT	20	24	13	14
RISK MANAGEMENT CONSULTANT	21	17	0	0
SELF-SERVICE STORAGE AGENT	39	51	18	12
REINSURANCE INTERMEDIARY	0	0	1	1

*Indicates the number authorized for each line of authority. An insurance producer may hold more than one line of authority on a license.

** Excludes licensing-exempt nationally accredited utilization review agents.



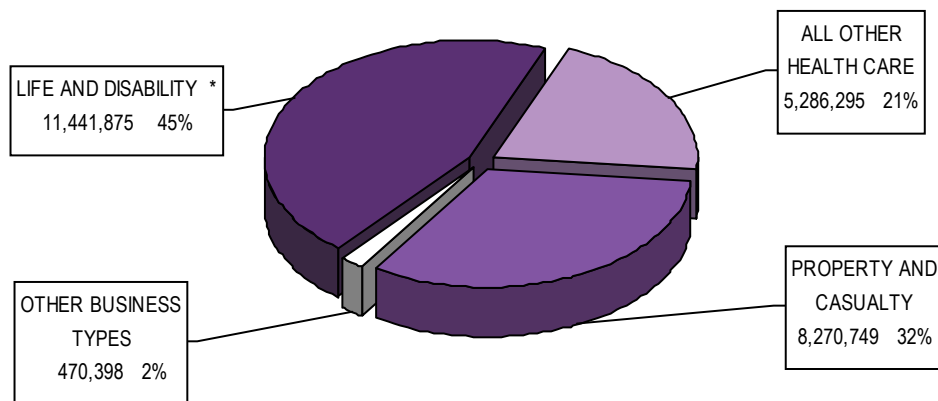
***Excludes third-party administrators, utilization review agents, ratemaking professionals and reinsurance intermediaries.

SYNOPSIS OF 2013 ANNUAL STATEMENTS

INSURER TYPE	NUMBER OF INSURERS	ASSETS	LIABILITIES	CAPITAL & SURPLUS	ARIZONA PREMIUMS
(\$000 Omitted)					
DOMESTIC COMPANIES					
Life And Disability					
LIFE AND DISABILITY INSURER *	36	167,100,798	161,312,897	5,787,901	367,048
LIFE AND DISABILITY REINSURER	40	1,067,142	831,162	235,980	n/a
UNAFFILIATED CREDIT LIFE & DISABILITY REINSURER †	36	1,619	690	929	n/a
All Other Health Care					
HEALTH CARE SERVICES ORGANIZATION	14	953,683	552,394	401,289	3,191,660
HOSPITAL, MEDICAL, DENTAL & OPTOMETRIC SERVICE	3	1,630,594	551,895	1,078,699	1,581,858
PREPAID DENTAL PLAN ORGANIZATION	6	18,573	5,749	12,824	39,537
Property And Casualty					
PROPERTY AND CASUALTY INSURER	38	8,045,889	4,722,448	3,323,441	796,821
RISK RETENTION GROUP	16	292,540	190,269	102,271	9,042
MECHANICAL REIMBURSEMENT REINSURER	2	1,522	553	970	n/a
Other Business Types ‡					
MORTGAGE GUARANTY INSURER	3	2,014,911	3,473,448	-1,458,536	6,577
LIFE CARE PROVIDER	10	726,704	692,975	33,729	n/a
TOTAL FOR DOMESTIC COMPANIES	204	181,853,972	172,334,473	9,519,491	5,992,537

FOREIGN AND ALIEN COMPANIES					
Life And Disability					
LIFE AND DISABILITY INSURER *	483	5,760,984,609	5,380,059,982	380,924,626	10,911,292
FRATERNAL BENEFIT SOCIETY *	29	130,925,669	119,576,492	11,349,177	149,161
CERTIFICATE OF EXEMPTION ARS 20-401.05	2	135,635	10,609	125,027	14,375
All Other Health Care					
HEALTH CARE SERVICES ORGANIZATION	4	1,794,933	991,795	803,139	473,241
Property And Casualty					
PROPERTY AND CASUALTY INSURER	924	1,498,915,902	848,800,497	650,115,405	7,428,348
RISK RETENTION GROUP	104	4,776,400	2,460,796	2,315,604	36,539
Other Business Types					
TITLE INSURER	20	8,602,295	4,779,523	3,822,779	368,290
MORTGAGE GUARANTY INSURER	21	18,635,744	11,193,060	7,442,684	85,520
PREPAID LEGAL INSURER	3	94,032	23,692	70,340	10,011
LIFE CARE PROVIDER	3	267,151	208,903	58,248	n/a
TOTAL FOR FOREIGN AND ALIEN COMPANIES	1,593	7,425,132,367	6,368,105,346	1,057,027,025	19,476,770

Total 2013 Arizona Premiums
(\$000 Omitted)



* Deposit-Type Funds have been omitted from total Arizona Life and Disability Premiums. Annuity and Other Considerations are included.

† Credit Life and Disability Reinsurance fiscal year financial information is due August 1 or November 1 pursuant to A.R.S. § 20-1082.

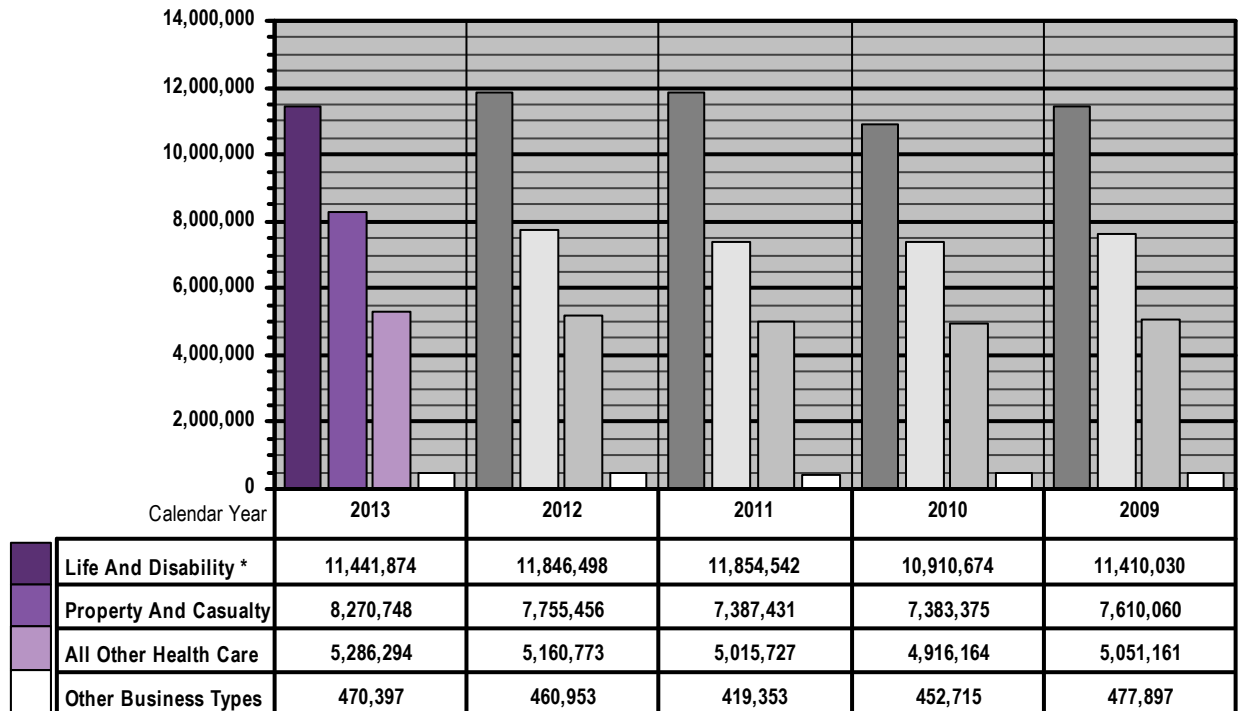
‡ Excludes Captive Insurers.

n/a = Not Applicable or Not Available

SYNOPSIS OF 2013 ANNUAL STATEMENTS - (continued)

INSURER TYPE	NUMBER OF INSURERS	ASSETS	LIABILITIES	CAPITAL & SURPLUS	ARIZONA PREMIUMS
(\$000 Omitted)					
TOTAL ARIZONA PREMIUMS BY INSURER TYPE					
Life And Disability					
LIFE AND DISABILITY INSURER *	519	5,928,085,407	5,541,372,879	386,712,528	11,278,339
FRATERNAL BENEFIT SOCIETY *	29	130,925,669	119,576,492	11,349,177	149,161
CERTIFICATE OF EXEMPTION ARS 20-401.05	2	135,635	10,609	125,027	14,375
LIFE AND DISABILITY REINSURER	40	1,067,142	831,162	235,980	n/a
UNAFFILIATED CREDIT LIFE & DISABILITY REINSURER †	36	1,619	690	929	n/a
All Other Health Care					
HEALTH CARE SERVICES ORGANIZATION	18	2,748,617	1,544,189	1,204,428	3,664,901
HOSPITAL, MEDICAL, DENTAL & OPTOMETRIC SERVICE	3	1,630,594	551,895	1,078,699	1,581,858
PREPAID DENTAL PLAN ORGANIZATION	6	18,573	5,749	12,824	39,537
Property And Casualty					
PROPERTY AND CASUALTY INSURER	962	1,506,961,791	853,522,945	653,438,846	8,225,168
RISK RETENTION GROUP	120	5,068,941	2,651,066	2,417,875	45,581
MECHANICAL REIMBURSEMENT REINSURER	2	1,522	553	970	n/a
Other Business Types ‡					
TITLE INSURER	20	8,602,295	4,779,523	3,822,779	368,290
MORTGAGE GUARANTY INSURER	24	20,650,655	14,666,508	5,984,148	92,097
PREPAID LEGAL INSURER	3	94,032	23,692	70,340	10,011
LIFE CARE PROVIDER	13	993,855	901,878	91,977	n/a
GRAND TOTAL:	1,797	7,606,986,347	6,540,439,829	1,066,546,524	25,469,317

Total Arizona Premiums
(\$000 Omitted)



* Deposit-Type Funds have been omitted from total Arizona Life and Disability Premiums. Annuity and Other Considerations are included.

† Credit Life and Disability Reinsurance fiscal year financial information is due August 1 or November 1 pursuant to A.R.S. § 20-1082.

‡ Excludes Captive Insurers.

n/a = Not Applicable or Not Available

INSURERS AUTHORIZED IN ARIZONA

AS OF DECEMBER 31, 2013

NAME	DOMICILE	NAIC #	TELEPHONE	ASSETS	LIABILITIES	CAPITAL & SURPLUS	ARIZONA PREMIUMS	AUTHORIZED LINES
AAA LIFE INS CO	MI	71854	(734) 779-2600	539,246,466	435,151,972	104,094,494	6,713,317	DI LI
ABILITY INS CO	NE	71471	(402) 218-4069	827,104,848	791,938,566	35,166,281	2,189,390	SUPERVISION
ABRAZO ADVANTAGE HEALTH PLAN, INC.	AZ	10160	<i>Name changed 4/29/13, now known as PHOENIX HEALTH PLANS, INC.</i>					
ACA FINANCIAL GUARANTY CORP	MD	22896	(212) 375-2000	391,426,697	302,379,649	89,047,048	0	SU
ACA INS CO	IN	10921	(800) 207-3618	76,467,067	35,346,951	41,120,117	34,873,576	CI MT PI VE
ACACIA LIFE INS CO	DC	60038	(301) 280-1000	1,461,227,465	1,082,254,198	378,973,267	1,491,108	DI LI VA VL
ACADIA INS CO	NH	31325	(207) 772-4300	140,734,321	90,263,245	50,471,076	4,614,940	CW MT PI SU VE
ACCC INS CO	TX	10807	(281) 875-8363	283,399,091	225,395,590	58,003,501	6,688,625	MT PI VE
ACCENDO INS CO	UT	63444	(801) 961-6000	24,318,383	12,336,537	11,981,846	10,472	DI LI
ACCEPTANCE INS CO	NE	37958	(712) 329-3600	31,420,138	33,149,260	(1,729,122)	0	REHABILITATION
ACCESS INS CO	TX	11711	(770) 234-3712	122,229,552	92,566,500	29,663,052	1,290,062	VE
ACCIDENT FUND GENERAL INS CO	MI	12304	(517) 342-4200	233,100,396	194,867,742	38,232,654	845,990	CW
ACCIDENT FUND INS CO OF AMERICA	MI	10166	(517) 342-4200	2,257,698,732	1,573,646,577	684,052,155	296,614	CW
ACCIDENT FUND NATIONAL INS CO	MI	12305	(517) 342-4200	211,635,519	158,198,784	53,436,735	258,250	CW
ACCIDENT INS CO, INC.	SC	11573	(803) 754-2942	58,871,720	41,911,297	16,960,423	1,705,977	CW PI VE
ACCORDIA LIFE AND ANNUITY CO	IA	62200	(515) 393-3900	7,059,008,760	6,676,827,458	382,181,302	0	DI LI
ACCREDITED SURETY AND CASUALTY CO, INC.	FL	26379	(407) 629-2131	24,458,165	3,843,065	20,615,100	4,040	CI SU
ACE AMERICAN INS CO	PA	22667	(215) 640-1000	11,697,282,605	9,020,292,145	2,676,990,460	69,755,465	CW DI MT PI SU VE
ACE FIRE UNDERWRITERS INS CO	PA	20702	(215) 640-1000	101,081,334	29,770,098	71,311,236	89,888	CW DI MT PI SU VE
ACE LIFE INS CO	CT	60348	(203) 352-6003	39,921,321	31,935,748	7,985,573	0	DI LI VA VL
ACE PROPERTY AND CASUALTY INS CO	PA	20699	(215) 640-1000	7,214,081,859	5,293,609,609	1,920,472,250	3,000,327	CW DI MT PI SU VE
ACIG INS CO	IL	19984	(972) 702-9004	382,185,037	266,896,331	115,288,706	215,967	CW MT PI SU VE
ACSTAR INS CO	IL	22950	(860) 415-8400	63,657,979	34,756,808	28,901,171	104,298	CI MT PI SU VE
ACUITY, A MUTUAL INS CO	WI	14184	(920) 458-9131	2,826,417,384	1,624,095,448	1,202,321,936	36,646,510	CW DI MT PI SU VE
ADM INS CO	AZ	33987	(802) 264-4711	443,744,239	421,827,165	21,917,074	48,504	CI DI MT PI SU VE
ADMIRAL INDEMNITY CO	DE	44318	(201) 518-2500	58,210,992	19,614,820	38,596,172	0	CI MT PI VE
ADVANCED PHYSICIANS INS RRG, INC.	AZ	12166	(602) 200-6900	1,738,707	206,403	1,532,304	1,167	RG
ADVANTAGE WORKERS COMPENSATION INS CO	IN	40517	(888) 595-8750	118,647,150	68,417,752	50,229,398	2,865,717	CW SU
AEGIS SECURITY INS CO	PA	33898	(717) 657-9671	97,859,200	46,374,165	51,485,035	894,159	CI MT PI SU VE
AETNA HEALTH AND LIFE INS CO	CT	78700	(860) 273-0123	2,148,214,961	1,867,656,842	280,558,119	0	DI LI
AETNA HEALTH INC.	PA	95109	(800) 872-3862	813,632,884	484,283,979	329,348,905	146,124,843	HC
AETNA HEALTH INS CO	PA	72052	(800) 872-3862	61,575,947	21,245,954	40,329,993	565,539	DI LI
AETNA INS CO OF CONNECTICUT	CT	36153	(860) 273-0123	16,830,863	1,870,705	14,960,158	1,277,652	CI MT VE
AETNA LIFE INS CO	CT	60054	(860) 273-0123	21,793,144,566	18,593,275,939	3,199,868,627	446,567,819	DI LI
AFFILIATED FM INS CO	RI	10014	(401) 275-3000	2,327,144,249	1,065,073,056	1,262,071,193	7,711,572	CI MT PI SU VE
AFFILIATES INS RECIPROCAL, A RRG	VT	13677	(802) 864-5599	5,877,793	2,670,593	3,207,200	20,223	CI
AFFIRMATIVE INS CO	IL	42609	(972) 728-6300	219,203,460	172,912,169	46,291,290	21,017	CI PI
AGCS MARINE INS CO	IL	22837	(312) 224-3469	873,018,645	714,858,900	158,159,745	5,581,981	CI MT PI VE

Company Name Abbreviations:

CO = COMPANY CORP = CORPORATION INS = INSURANCE RRG = RISK RETENTION GROUP

Authorized Lines:

CE = CERTIFICATE OF EXEMPTION (WITH LINES OF AUTHORITY)

CI = CASUALTY CP = CAPTIVE INSURER CW = CASUALTY WITH WORKERS' COMPENSATION DI = DISABILITY DS = DENTAL SERVICE

HC = HEALTH CARE SERVICES ORGANIZATION HS = HOSPITAL SERVICE LC = LIFE CARE PROVIDER LP = LIFE CARE PROVIDER PROVISIONAL PERMIT

LI = LIFE LR = LIFE AND DISABILITY REINSURANCE MG = MORTGAGE GUARANTY MR = MECHANICAL REIMBURSEMENT REINSURANCE MS = MEDICAL SERVICE

MT = MARINE AND TRANSPORTATION OS = OPTOMETRIC SERVICE PD = PREPAID DENTAL PLAN PI = PROPERTY PL = PREPAID LEGAL

RG = DOMESTIC RISK RETENTION GROUP SU = SURETY TI = TITLE UR = UNAFFILIATED CREDIT LIFE AND DISABILITY REINSURANCE VA = VARIABLE ANNUITY

VE = VEHICLE VL = VARIABLE LIFE

Financial information is as of 12/31/2013 unless alternative fiscal year end is indicated.

† Fiscal year financial information due August 1 or November 1, 2014 pursuant to A.R.S. § 20-1083.

‡ Financial information was not required during this period or is not available due to regulatory action or notification of merger or withdrawal.

* DBA (Doing Business As)

INSURERS AUTHORIZED IN ARIZONA AS OF DECEMBER 31, 2013 - (continued)

NAME	DOMICILE	NAIC #	TELEPHONE	ASSETS	LIABILITIES	CAPITAL & SURPLUS	ARIZONA PREMIUMS	AUTHORIZED LINES
AGRI GENERAL INS CO	IA	42757	(515) 559-1000	254,099,332	5,080,093	249,019,239	7,764,462	CI MT PI VE
AIG ASSURANCE CO	PA	40258	(212) 770-7000	44,117,058	1,149,428	42,967,630	1,657,420	CW MT PI VE
AIG PROPERTY CASUALTY CO	PA	19402	(212) 770-7000	3,656,549,580	2,490,221,261	1,166,328,318	16,020,942	CW DI MT PI SU VE
AIOI NISSAY DOWA INS CO OF AMERICA	NY	34886	(847) 619-4928	111,563,815	52,513,079	59,050,729	0	CW MT PI VE
AIU INS CO	NY	19399	(212) 770-7000	285,128,495	60,211,195	224,917,300	0	CW DI MT PI SU VE
ALAMANCE INS CO	IL	10957	(336) 586-2500	480,599,029	122,458,708	358,140,321	0	CI MT PI SU VE
ALASKA NATIONAL INS CO	AK	38733	(907) 248-2642	830,445,066	478,232,019	352,213,047	997,424	CW MT PI SU VE
ALEA NORTH AMERICA INS CO	NY	24899	(860) 513-4180	140,520,883	57,227,533	83,293,350	0	CW MT PI SU VE
ALL AMERICA INS CO	OH	20222	(419) 238-1010	247,685,898	122,989,851	124,696,041	1,430,529	CW MT PI SU VE
ALL SAVERS INS CO	IN	82406	(317) 290-8100	29,577,049	13,154,318	16,422,731	690,972	DI LI
ALLEGHENY CASUALTY CO	PA	13285	(800) 333-4167	34,598,461	14,151,389	20,447,074	281,151	SU
ALLEGIAN INS CO, INC. RRG	HI	11965	(808) 585-3528	18,314,336	13,214,096	5,100,240	1,248,445	CI
ALLIANCE INTERNATIONAL INS, INC.	AZ	60066	(602) 200-6900	Financial Information Not Available †				UR
ALLIANCE OF NONPROFITS FOR INS, RRG	VT	10023	(802) 229-5042	64,353,270	37,278,291	27,074,979	0	CI
ALLIANT NATIONAL TITLE INS CO, INC.	CO	12309	(303) 682-9800	17,173,771	10,709,350	6,464,421	5,518,971	TI
ALLIANZ GLOBAL RISKS US INS CO	IL	35300	(312) 224-3469	3,176,922,160	2,309,633,590	867,288,570	18,469,095	CW MT PI SU VE
ALLIANZ LIFE AND ANNUITY CO	MN	69604	(763) 765-6500	16,726,236	4,651,352	12,074,884	0	LI
ALLIANZ LIFE INS CO OF NORTH AMERICA	MN	90611	(763) 765-6500	104,722,725,825	100,296,557,979	4,426,167,846	148,556,952	DI LI VA VL
ALLIED EASTERN INDEMNITY CO	PA	11242	(855) 533-3444	54,881,998	41,912,489	12,969,509	0	CW
ALLIED INS CO OF AMERICA	OH	10127	(614) 249-1545	7,834,473	20,131	7,814,342	0	CW DI MT PI SU VE
ALLIED PROFESSIONALS INS CO, RRG	AZ	11710	(480) 607-1602	36,901,274	22,607,756	14,293,519	571,549	RG
ALLIED PROPERTY AND CASUALTY INS CO	IA	42579	(614) 249-7111	340,619,432	282,377,494	58,241,938	2,565,478	CW MT PI SU VE
ALLIED WORLD INS CO	NH	22730	(646) 794-0700	1,687,333,232	642,806,645	1,044,526,582	211,593	CW DI MT PI SU VE
ALLIED WORLD NATIONAL ASSURANCE CO	NH	10690	(646) 794-0500	274,699,013	152,269,703	122,429,310	4,275,187	CI DI MT PI SU VE
ALLMERICA FINANCIAL BENEFIT INS CO	MI	41840	(508) 853-7200	32,515,381	11,096	32,504,285	4,555,562	CW DI MT PI SU VE
ALLSTATE ASSURANCE CO	IL	70866	(847) 402-5000	12,222,066	1,471,011	10,751,055	0	LI
ALLSTATE FIRE AND CASUALTY INS CO	IL	29688	(847) 402-5000	148,697,210	1,209,605	147,487,605	180,071,811	CI DI MT PI SU VE
ALLSTATE INDEMNITY CO	IL	19240	(847) 402-5000	149,356,479	5,783,579	143,572,900	75,507,458	CW DI MT PI SU VE
ALLSTATE INS CO	IL	19232	(847) 402-5000	43,733,281,987	26,478,545,265	17,254,736,722	72,541,061	CW DI MT PI SU VE
ALLSTATE LIFE INS CO	IL	60186	(847) 402-5000	47,858,510,933	44,983,391,764	2,875,119,169	25,068,975	DI LI VA VL
ALLSTATE PROPERTY AND CASUALTY INS CO	IL	17230	(847) 402-5000	213,702,557	9,502,308	204,200,249	93,148,988	CI DI MT PI SU VE
ALLSTATE VEHICLE AND PROPERTY INS CO	IL	37907	(847) 402-5000	23,552,937	254,025	23,298,911	14,894,971	CI DI MT PI VE
ALPHA DENTAL OF ARIZONA, INC.	AZ	95366	(415) 974-8578	594,171	262,231	331,940	707,552	PD
ALPHA PROPERTY & CASUALTY INS CO	WI	38156	(972) 690-5500	34,392,833	20,375,615	14,017,218	5,114,926	CI PI VE
ALPS PROPERTY & CASUALTY INS CO	MT	32450	(406) 728-3113	97,355,328	61,728,843	35,626,485	58,842	CI
ALTERRA AMERICA INS CO	DE	21296	(804) 747-0136	222,418,440	72,161,151	150,257,289	1,959,595	CI DI MT PI SU VE
AMALGAMATED LIFE INS CO	NY	60216	(914) 367-5000	99,850,534	52,666,588	47,183,946	57,108	DI LI
AMBAC ASSURANCE CORP	WI	18708	(212) 668-0340	5,914,756,966	5,074,495,401	840,261,565	36,926	SU
AMCO INS CO	IA	19100	(614) 249-7111	1,067,791,961	704,036,902	363,755,059	44,044,826	CW MT PI SU VE
AMERICAN ACCESS CASUALTY CO	IL	10730	(630) 645-7750	197,540,804	150,101,658	47,439,145	13,166,981	VE

Company Name Abbreviations:

CO = COMPANY CORP = CORPORATION INS = INSURANCE RRG = RISK RETENTION GROUP

Authorized Lines:

CE = CERTIFICATE OF EXEMPTION (WITH LINES OF AUTHORITY)

CI = CASUALTY CP = CAPTIVE INSURER CW = CASUALTY WITH WORKERS' COMPENSATION DI = DISABILITY DS = DENTAL SERVICE

HC = HEALTH CARE SERVICES ORGANIZATION HS = HOSPITAL SERVICE LC = LIFE CARE PROVIDER LP = LIFE CARE PROVIDER PROVISIONAL PERMIT

LI = LIFE LR = LIFE AND DISABILITY REINSURANCE MG = MORTGAGE GUARANTY MR = MECHANICAL REIMBURSEMENT REINSURANCE MS = MEDICAL SERVICE

MT = MARINE AND TRANSPORTATION OS = OPTOMETRIC SERVICE PD = PREPAID DENTAL PLAN PI = PROPERTY PL = PREPAID LEGAL

RG = DOMESTIC RISK RETENTION GROUP SU = SURETY TI = TITLE UR = UNAFFILIATED CREDIT LIFE AND DISABILITY REINSURANCE VA = VARIABLE ANNUITY

VE = VEHICLE VL = VARIABLE LIFE

Financial information is as of 12/31/2013 unless alternative fiscal year end is indicated.

† Fiscal year financial information due August 1 or November 1, 2014 pursuant to A.R.S. § 20-1083.

‡ Financial information was not required during this period or is not available due to regulatory action or notification of merger or withdrawal.

* DBA (Doing Business As)

INSURERS AUTHORIZED IN ARIZONA AS OF DECEMBER 31, 2013 - (continued)

NAME	DOMICILE	NAIC #	TELEPHONE	ASSETS	LIABILITIES	CAPITAL & SURPLUS	ARIZONA PREMIUMS	AUTHORIZED LINES
AMERICAN AGRI-BUSINESS INS CO	TX	12548	(806) 473-0333	729,715,236	703,102,777	26,612,459	2,576	PI
AMERICAN AGRICULTURAL INS CO	IN	10103	(847) 969-2900	1,093,111,657	603,854,064	489,257,593	0	CI MT PI SU VE
AMERICAN ALTERNATIVE INS CORP	DE	19720	(609) 243-4200	452,241,288	290,492,926	161,748,363	10,090,020	CW DI MT PI SU VE
AMERICAN ASSOCIATION OF ORTHODONTISTS INS CO (A RRG)	AZ	10232	(480) 563-2315	40,260,961	28,354,143	11,906,818	673,613	RG
AMERICAN AUTOMOBILE INS CO	MO	21849	(415) 899-2000	184,023,856	27,014,931	157,008,925	7,833,523	CW DI MT PI SU VE
AMERICAN BANKERS INS CO OF FLORIDA	FL	10111	(305) 253-2244	1,844,859,238	1,302,742,564	542,116,674	19,766,275	CI DI MT PI SU VE
AMERICAN BANKERS LIFE ASSURANCE CO OF FLORIDA	FL	60275	(305) 253-2244	521,590,206	471,224,554	50,365,652	1,402,303	DI LI
AMERICAN BENEFIT LIFE INS CO	OK	66001	(469) 522-4400	87,243,554	74,272,598	12,970,956	0	DI LI
AMERICAN BUILDERS INS CO RRG, INC.	MT	12631	(202) 471-5944	1,184,421	400,988	783,433	0	CI
AMERICAN BUSINESS & MERCANTILE INS MUTUAL, INC.	DE	40789	(312) 346-8100	64,183,400	29,166,073	35,017,327	33,460	CW MT PI
AMERICAN CASUALTY CO OF READING, PENNSYLVANIA	PA	20427	(312) 822-5000	140,787,315	36,104	140,751,211	12,620,254	CW DI MT PI SU VE
AMERICAN CENTENNIAL INS CO	DE	10391	(402) 916-3362	41,074,787	31,303,163	9,771,624	0	CI DI MT PI SU VE
AMERICAN CLASSIC REINSURANCE CO	AZ	69595	(602) 648-4040	3,361,338	339,125	3,022,215	0	LR
AMERICAN COMMERCE INS CO	OH	19941	(508) 922-8276	306,059,404	194,064,754	111,994,650	6,648,137	CI DI MT PI SU VE
AMERICAN COMMUNITY MUTUAL INS CO	MI	60305	(734) 591-4645	Financial Information Not Available ‡				REHABILITATION
AMERICAN COMPENSATION INS CO	MN	45934	(952) 893-0403	66,752,125	15,511,471	51,240,654	842	CW
AMERICAN CONTINENTAL INS CO	TN	12321	(800) 264-4000	127,158,668	75,883,290	51,275,378	7,500,821	DI LI
AMERICAN CONTRACTORS INDEMNITY CO	CA	10216	(310) 649-0990	335,243,323	245,644,535	89,598,788	1,622,500	SU
AMERICAN CONTRACTORS INS. CO., RRG	TX	12300	(972) 702-9004	14,708,548	7,132,459	7,576,089	588,618	CI
AMERICAN ECONOMY INS CO	IN	19690	(617) 357-9500	77,595,314	13,825,270	63,770,044	1,418,753	CW MT PI SU VE
AMERICAN EMPIRE INS CO	OH	37990	(513) 369-3000	36,454,874	15,505,039	20,949,835	0	CI MT PI VE
AMERICAN EQUITY INS CO	AZ	43117	(651) 688-4100	99,936,570	259,161	99,677,409	0	CI MT PI SU VE
AMERICAN EQUITY INVESTMENT LIFE INS CO	IA	92738	(515) 221-0002	32,435,472,755	30,564,744,417	1,870,728,338	151,104,477	LI VA VL
AMERICAN EXCESS INS EXCHANGE	VT	10903	(802) 863-4400	410,759,049	166,811,075	243,947,974	990,000	CI
AMERICAN FAMILY HOME INS CO	FL	23450	(513) 943-7200	530,030,905	380,246,091	149,784,814	2,376,578	CW MT PI SU VE
AMERICAN FAMILY LIFE ASSURANCE CO OF COLUMBUS	NE	60380	(706) 660-7081	107,912,974,759	98,282,915,939	9,630,058,820	64,457,964	DI LI
AMERICAN FAMILY LIFE INS CO	WI	60399	(608) 249-2111	5,074,041,866	4,251,247,375	822,794,491	21,722,686	DI LI VA VL
AMERICAN FAMILY MUTUAL INS CO	WI	19275	(608) 249-2111	13,229,637,355	7,437,940,222	5,791,697,133	312,212,928	CW DI MT PI SU VE
AMERICAN FARMERS & RANCHERS INS CO	OK	37931	(405) 218-5400	8,964,246	866,128	8,098,118	0	CI DI PI SU VE
AMERICAN FIDELITY ASSURANCE CO	OK	60410	(405) 523-2000	4,709,850,280	4,367,178,976	342,671,304	7,712,819	DI LI VA
AMERICAN FIDELITY LIFE INS CO	FL	60429	(850) 456-7401	445,738,064	373,894,130	71,843,934	212,879	DI LI
AMERICAN FINANCIAL SECURITY LIFE INS CO	MO	69337	(913) 341-1190	5,251,611	1,067,118	4,184,493	622	SUSPENDED
AMERICAN FIRE AND CASUALTY CO	NH	24066	(617) 357-9500	59,838,079	21,354,855	38,483,224	1,190,891	CW MT PI SU VE
AMERICAN FUJI FIRE AND MARINE INS CO	IL	40398	<i>Name changed 12/6/13, now known as ASHMERIE INS CO</i>					
AMERICAN GENERAL INDEMNITY CO	IL	24376	<i>Name changed 6/7/13, now known as WOODRIDGE INS CO</i>					
AMERICAN GENERAL LIFE INS CO	TX	60488	(713) 522-1111	159,156,535,500	146,500,389,382	12,656,146,118	257,476,661	DI LI VA VL
AMERICAN GENERAL PROPERTY INS CO	TN	31208	<i>Name changed 2/26/13, now known as OAKWOOD INS CO</i>					
AMERICAN GUARANTEE AND LIABILITY INS CO	NY	26247	(847) 605-6000	264,773,924	88,244,359	176,529,565	15,774,378	CW DI MT PI SU VE
AMERICAN GUARANTY TITLE INS CO	OK	51411	(405) 942-4848	30,458,236	12,286,430	18,171,806	3,299,775	TI
AMERICAN HALLMARK INS CO OF TEXAS	TX	43494	(817) 348-1600	286,813,242	171,529,531	115,283,711	284,591	CI MT PI SU VE

Company Name Abbreviations:

CO = COMPANY CORP = CORPORATION INS = INSURANCE RRG = RISK RETENTION GROUP

Authorized Lines:

CE = CERTIFICATE OF EXEMPTION (WITH LINES OF AUTHORITY)

CI = CASUALTY CP = CAPTIVE INSURER CW = CASUALTY WITH WORKERS' COMPENSATION DI = DISABILITY DS = DENTAL SERVICE
 HC = HEALTH CARE SERVICES ORGANIZATION HS = HOSPITAL SERVICE LC = LIFE CARE PROVIDER LP = LIFE CARE PROVIDER PROVISIONAL PERMIT
 LI = LIFE LR = LIFE AND DISABILITY REINSURANCE MG = MORTGAGE GUARANTY MR = MECHANICAL REIMBURSEMENT REINSURANCE MS = MEDICAL SERVICE
 MT = MARINE AND TRANSPORTATION OS = OPTOMETRIC SERVICE PD = PREPAID DENTAL PLAN PI = PROPERTY PL = PREPAID LEGAL
 RG = DOMESTIC RISK RETENTION GROUP SU = SURETY TI = TITLE UR = UNAFFILIATED CREDIT LIFE AND DISABILITY REINSURANCE VA = VARIABLE ANNUITY
 VE = VEHICLE VL = VARIABLE LIFE

Financial information is as of 12/31/2013 unless alternative fiscal year end is indicated.

† Fiscal year financial information due August 1 or November 1, 2014 pursuant to A.R.S. § 20-1083.

‡ Financial information was not required during this period or is not available due to regulatory action or notification of merger or withdrawal.

* DBA (Doing Business As)

INSURERS AUTHORIZED IN ARIZONA AS OF DECEMBER 31, 2013 - (continued)

NAME	DOMICILE	NAIC #	TELEPHONE	ASSETS	LIABILITIES	CAPITAL & SURPLUS	ARIZONA PREMIUMS	AUTHORIZED LINES	
AMERICAN HEALTH AND LIFE INS CO	TX	60518	(817) 348-7500	941,060,044	732,441,861	208,618,183	1,347,081	DI LI	
AMERICAN HEALTHCARE INDEMNITY CO	DE	39152	(310) 551-5900	75,831,826	41,494,522	34,337,305	0	CI PI SU	
AMERICAN HERITAGE LIFE INS CO	FL	60534	(904) 992-1776	1,770,173,250	1,432,436,122	337,737,129	10,110,660	DI LI	
AMERICAN HOME ASSURANCE CO	NY	19380	(212) 770-7000	23,671,051,041	18,579,364,951	5,091,686,090	(1,332,470)	CW DI MT PI SU VE	
AMERICAN HOME LIFE INS CO	KS	60542	(785) 235-6276	235,772,113	216,964,777	18,807,336	505,557	DI LI	
AMERICAN HONDA INS CORP	FY Ending 03/31/2013 AZ	13603	(808) 521-1121	Financial Information Not Available				CP	
AMERICAN INCOME LIFE INS CO	IN	60577	(254) 751-8600	2,694,743,353	2,462,470,422	232,272,931	9,567,062	DI LI	
AMERICAN INS CO, THE	OH	21857	(415) 899-2000	325,526,841	41,986,603	283,540,238	9,773,660	CW MT PI SU VE	
AMERICAN INTERSTATE INS CO	LA	31895	(337) 463-9052	1,093,745,218	739,452,480	354,292,738	41,399	CW PI	
AMERICAN LABOR LIFE INS CO	AZ	89427	(717) 872-8576	8,222,951	2,213,521	6,009,430	16,896	DI LI	
AMERICAN LIBERTY INS CO, INC.	UT	12200	(801) 226-8008	8,865,209	6,777,331	2,087,878	5,997,515	CW	
AMERICAN LIFE & SECURITY CORP.	AZ	67253	(402) 489-8266	14,726,061	12,885,632	1,840,429	313,953	DI LI	
AMERICAN MATURITY LIFE INS CO	CT	81213	(860) 547-5000	61,200,343	13,996,871	47,203,471	0	DI LI VA	
AMERICAN MEDICAL AND LIFE INS CO	NY	81418	(646) 223-9300	11,088,462	9,111,238	1,977,224	570,020	DI LI	
AMERICAN MEDICAL SECURITY LIFE INS CO	WI	97179	<i>Name changed 3/31/13, now known as UNITEDHEALTHCARE LIFE INS CO</i>						
AMERICAN MEMORIAL LIFE INS CO	SD	67989	(605) 399-3643	2,493,717,082	2,390,255,839	103,461,243	11,214,692	DI LI	
AMERICAN MERCURY INS CO	OK	16810	(405) 621-6585	331,423,746	195,740,737	135,683,009	1,954,695	CI MT PI SU VE	
AMERICAN MINING INS CO	IA	15911	(205) 870-3535	33,026,382	9,018,603	24,007,778	693,871	CW MT PI VE	
AMERICAN MINING INS CO, INC.	IA	15911	<i>Name changed 12/10/13, now known as AMERICAN MINING INS CO</i>						
AMERICAN MODERN HOME INS CO	OH	23469	(800) 543-2644	1,256,384,755	882,747,517	373,637,238	7,571,105	CW DI MT PI SU VE	
AMERICAN MODERN LIFE INS CO	OH	65811	(651) 665-3500	52,089,878	25,642,367	26,447,511	79,878	DI LI	
AMERICAN MODERN SELECT INS CO	OH	38652	(800) 759-9008	276,726,912	236,570,332	40,156,580	12,416,547	CI MT PI VE	
AMERICAN NATIONAL GENERAL INS CO	MO	39942	(417) 887-0220	101,371,519	45,155,552	56,215,967	2,050,857	CI MT PI VE	
AMERICAN NATIONAL INS CO	TX	60739	(409) 766-4661	18,036,217,873	15,368,359,662	2,667,858,211	25,189,278	DI LI VA VL	
AMERICAN NATIONAL LIFE INS CO OF TEXAS	TX	71773	(409) 763-4661	135,100,954	93,736,569	41,364,385	4,740,580	DI LI	
AMERICAN NATIONAL PROPERTY AND CASUALTY CO	MO	28401	(417) 887-4990	1,155,566,510	618,074,705	537,491,805	17,889,032	CW DI MT PI SU VE	
AMERICAN NETWORK INS CO	PA	81078	(610) 965-2222	Financial Information Not Available ‡				REHABILITATION	
AMERICAN PET INS CO	NY	12190	(888) 738-7478	30,959,870	14,084,898	16,874,972	872,178	MT	
AMERICAN PHOENIX LIFE AND REASSURANCE CO	CT	91785	(860) 403-5000	18,092,380	2,646,112	15,446,268	0	DI LI	
AMERICAN PIONEER LIFE INS CO	FL	60763	(407) 995-8000	76,693,105	67,012,720	9,680,385	425,667	DI LI	
AMERICAN PRIDE CAPTIVE INS CO	AZ	- - -	(602) 734-5764	Financial Information Not Available				CP	
AMERICAN PUBLIC LIFE INS CO	OK	60801	(601) 936-6600	80,319,825	58,617,208	21,702,617	1,277,531	DI LI	
AMERICAN RELIABLE INS CO	AZ	19615	(480) 483-8666	271,183,878	192,030,106	79,153,772	9,030,418	CW DI MT PI SU VE	
AMERICAN REPUBLIC CORP INS CO	NE	67679	(800) 705-9100	27,077,202	19,003,512	8,073,690	1,657,197	DI LI	
AMERICAN REPUBLIC INS CO	IA	60836	(515) 245-2000	801,428,079	363,964,551	437,463,528	10,251,362	DI LI	
AMERICAN RETIREMENT LIFE INS CO	OH	88366	(512) 451-2224	18,042,401	9,615,714	8,426,687	60,297	DI LI	
AMERICAN ROAD INS CO, THE	MI	19631	(313) 337-1102	564,232,560	288,224,823	276,007,737	898,119	CI MT PI SU VE	
AMERICAN SAFETY CASUALTY INS CO	OK	39969	(770) 916-1908	192,178,914	69,697,740	122,481,174	803,472	CW MT PI SU	
AMERICAN SAFETY RRG, INC.	VT	25448	(770) 916-1908	13,485,902	6,082,756	7,403,146	6,150	CI	
AMERICAN SAVINGS LIFE INS CO	AZ	91910	(480) 835-5000	47,465,485	32,762,743	14,702,743	4,593,707	DI LI	

Company Name Abbreviations:

CO = COMPANY CORP = CORPORATION INS = INSURANCE RRG = RISK RETENTION GROUP

Authorized Lines:

CE = CERTIFICATE OF EXEMPTION (WITH LINES OF AUTHORITY)

CI = CASUALTY CP = CAPTIVE INSURER CW = CASUALTY WITH WORKERS' COMPENSATION DI = DISABILITY DS = DENTAL SERVICE

HC = HEALTH CARE SERVICES ORGANIZATION HS = HOSPITAL SERVICE LC = LIFE CARE PROVIDER LP = LIFE CARE PROVIDER PROVISIONAL PERMIT

LI = LIFE LR = LIFE AND DISABILITY REINSURANCE MG = MORTGAGE GUARANTY MR = MECHANICAL REIMBURSEMENT REINSURANCE MS = MEDICAL SERVICE

MT = MARINE AND TRANSPORTATION OS = OPTOMETRIC SERVICE PD = PREPAID DENTAL PLAN PI = PROPERTY PL = PREPAID LEGAL

RG = DOMESTIC RISK RETENTION GROUP SU = SURETY TI = TITLE UR = UNAFFILIATED CREDIT LIFE AND DISABILITY REINSURANCE VA = VARIABLE ANNUITY

VE = VEHICLE VL = VARIABLE LIFE

Financial information is as of 12/31/2013 unless alternative fiscal year end is indicated.

† Fiscal year financial information due August 1 or November 1, 2014 pursuant to A.R.S. § 20-1083.

‡ Financial information was not required during this period or is not available due to regulatory action or notification of merger or withdrawal.

* DBA (Doing Business As)

INSURERS AUTHORIZED IN ARIZONA AS OF DECEMBER 31, 2013 - (continued)

NAME	DOMICILE	NAIC #	TELEPHONE	ASSETS	LIABILITIES	CAPITAL & SURPLUS	ARIZONA PREMIUMS	AUTHORIZED LINES
AMERICAN SECURITY INS CO	DE	42978	(770) 763-1000	2,077,955,537	1,337,111,054	740,844,483	9,192,948	CI DI MT PI SU VE
AMERICAN SELECT INS CO	OH	19992	(330) 887-0101	220,263,115	128,398,345	91,864,770	156,462	CW DI MT PI VE
AMERICAN SENTINEL INS CO	PA	17965	(717) 540-0600	30,626,588	15,702,343	14,924,245	39,911	CW DI MT PI VE
AMERICAN SERVICE INS CO, INC.	IL	42897	(847) 472-6700	108,267,366	81,474,221	26,793,145	1,075,451	CI MT PI SU VE
AMERICAN SOUTHERN HOME INS CO	FL	41998	(800) 543-2644	135,874,744	99,000,197	36,874,548	390,968	CI MT PI SU VE
AMERICAN SOUTHERN INS CO	KS	10235	(404) 266-9599	108,647,736	69,556,103	39,091,633	510,686	CI PI SU VE
AMERICAN SPECIALTY HEALTH INS CO	IL	84697	(858) 754-2000	8,104,167	844,525	7,259,642	0	DI LI
AMERICAN STANDARD INS CO OF WISCONSIN	WI	19283	(608) 249-2111	393,931,437	75,281,962	318,649,475	18,692,666	CI MT PI VE
AMERICAN STATES INS CO	IN	19704	(617) 357-9500	155,139,489	34,547,449	120,592,040	2,091,181	CW DI MT PI SU VE
AMERICAN STATES INS CO OF TEXAS	TX	19712	(617) 357-9500	14,052,556	2,672,509	11,380,047	0	CW DI MT PI VE
AMERICAN STATES PREFERRED INS CO	IN	37214	(617) 357-9500	31,371,241	10,344,845	21,026,396	0	CI MT PI SU VE
AMERICAN STRATEGIC INS CORP.	FL	10872	(727) 821-8765	736,395,139	428,953,389	307,441,750	16,612,399	CI MT PI
AMERICAN SUMMIT INS CO	TX	19623	(254) 399-0626	44,216,313	17,763,715	26,452,598	16,393,606	CI DI MT PI SU VE
AMERICAN SURETY CO	IN	31380	(317) 875-8700	13,969,721	2,406,311	11,563,410	39,825	SU
AMERICAN TRUCKING AND TRANSPORTATION INS CO, A RRG	MT	11534	(406) 523-3934	19,762,460	14,097,737	5,664,723	0	CI VE
AMERICAN UNDERWRITERS LIFE INS CO	AZ	92649	(316) 794-2200	84,979,070	74,264,766	10,714,304	4,478	DI LI
AMERICAN UNITED LIFE INS CO	IN	60895	(317) 285-1877	22,267,413,527	21,286,732,872	980,680,655	29,826,641	DI LI VA VL
AMERICAN ZURICH INS CO	IL	40142	(847) 605-6000	234,186,348	80,884,390	153,301,958	13,641,156	CW DI MT PI SU VE
AMERICAN-AMICABLE LIFE INS CO OF TEXAS	TX	68594	(254) 753-7311	258,588,056	179,614,798	78,973,258	896,506	DI LI
AMERICA'S 1ST CHOICE HEALTH PLANS, INC.	SC	12910	(866) 321-3947	19,723,170	9,978,624	9,744,546	0	DI
AMERICO FINANCIAL LIFE AND ANNUITY INS CO	TX	61999	(816) 391-2000	3,804,367,797	3,362,102,048	442,265,749	4,081,350	DI LI
AMERIGUARD RRG, INC.	VT	12171	(802) 229-5042	10,682,696	3,596,053	7,086,643	27,844	CI VE
AMERIHEALTH INS CO *	PA	93688	(215) 241-2400	1,211,641,158	480,962,783	730,678,375	0	DI LI
AMERIPRISE INS CO	WI	12504	(920) 330-5100	46,129,574	2,171,444	43,958,130	0	CI DI MT PI VE
AMERISERV LIFE INS CO	AZ	86550	(602) 254-5866	Financial Information Not Available †				UR
AMERISURE INS CO	MI	19488	(810) 615-9000	721,576,876	505,912,867	215,664,009	6,075,344	CW MT PI SU VE
AMERISURE MUTUAL INS CO	MI	23396	(248) 615-9000	1,981,826,498	1,178,060,450	803,766,048	9,248,053	CW MT PI SU VE
AMERISURE PARTNERS INS CO	MI	11050	(248) 615-9000	70,482,962	48,333,557	22,149,405	1,899,422	CW MT PI SU VE
AMERITAS LIFE INS CORP.	NE	61301	(402) 467-1122	9,187,766,947	7,685,970,980	1,501,795,967	31,529,722	DI LI VA VL
AMEX ASSURANCE CO	IL	27928	(623) 492-3094	296,510,798	99,645,916	196,864,882	3,661,010	CI DI MT PI SU VE
AMFIRST INS CO	OK	60250	(601) 956-2028	32,374,565	9,082,495	23,292,070	14,667	DI LI
AMGUARD INS CO	PA	42390	(800) 673-2465	358,794,710	255,719,376	103,075,334	476,749	CW DI MT PI SU VE
AMICA LIFE INS CO	RI	72222	(401) 334-6000	1,133,126,986	915,598,958	217,528,028	913,705	LI
AMICA MUTUAL INS CO	RI	19976	(401) 334-6000	4,855,212,392	2,205,511,865	2,649,700,527	22,937,166	CI MT PI VE
AMTRUST INS CO OF KANSAS, INC.	KS	15954	(214) 360-8000	43,379,561	28,104,513	15,275,048	4,281,467	CW MT PI SU VE
ANCHOR GENERAL INS CO	CA	40010	(858) 527-3600	89,546,060	69,135,031	20,411,029	1,606,044	CI MT PI VE
ANESTHESIOLOGISTS PROFESSIONAL ASSURANCE CO	FL	37656	(904) 354-5910	53,558,805	24,605,975	28,952,830	0	CI
ANNUITY INVESTORS LIFE INS CO	OH	93661	(513) 357-3300	2,892,880,955	2,689,638,276	203,242,679	2,979,429	DI LI VA VL
ANTHEM INS COMPANIES, INC.	IN	28207	(317) 488-6000	2,781,475,363	1,776,696,790	1,004,778,573	0	CI DI PI VE
ANTHEM LIFE INS CO	IN	61069	(614) 433-8855	575,280,416	454,879,621	120,400,795	425,601	DI LI

Company Name Abbreviations:

CO = COMPANY CORP = CORPORATION INS = INSURANCE RRG = RISK RETENTION GROUP

Authorized Lines:

CE = CERTIFICATE OF EXEMPTION (WITH LINES OF AUTHORITY)

CI = CASUALTY CP = CAPTIVE INSURER CW = CASUALTY WITH WORKERS' COMPENSATION DI = DISABILITY DS = DENTAL SERVICE

HC = HEALTH CARE SERVICES ORGANIZATION HS = HOSPITAL SERVICE LC = LIFE CARE PROVIDER LP = LIFE CARE PROVIDER PROVISIONAL PERMIT

LI = LIFE LR = LIFE AND DISABILITY REINSURANCE MG = MORTGAGE GUARANTY MR = MECHANICAL REIMBURSEMENT REINSURANCE MS = MEDICAL SERVICE

MT = MARINE AND TRANSPORTATION OS = OPTOMETRIC SERVICE PD = PREPAID DENTAL PLAN PI = PROPERTY PL = PREPAID LEGAL

RG = DOMESTIC RISK RETENTION GROUP SU = SURETY TI = TITLE UR = UNAFFILIATED CREDIT LIFE AND DISABILITY REINSURANCE VA = VARIABLE ANNUITY

VE = VEHICLE VL = VARIABLE LIFE

Financial information is as of 12/31/2013 unless alternative fiscal year end is indicated.

† Fiscal year financial information due August 1 or November 1, 2014 pursuant to A.R.S. § 20-1083.

‡ Financial information was not required during this period or is not available due to regulatory action or notification of merger or withdrawal.

* DBA (Doing Business As)

INSURERS AUTHORIZED IN ARIZONA AS OF DECEMBER 31, 2013 - (continued)

NAME	DOMICILE	NAIC #	TELEPHONE	ASSETS	LIABILITIES	CAPITAL & SURPLUS	ARIZONA PREMIUMS	AUTHORIZED LINES
APPLE INS CO, INC.	FY Ending 09/27/2013 AZ	14305	(602) 996-7600			Financial Information Not Available		CP
APPLIED MEDICO-LEGAL SOLUTIONS RRG, INC.	AZ	11598	(602) 427-3208	104,650,517	75,414,166	29,236,351	3,222,679	RG
AQUAGUARDIAN INS CO, INC.	AZ	11845	(602) 635-4851			Financial Information Not Available		CP
ARAG INS CO	IA	34738	(515) 246-1200	70,649,330	20,024,796	50,624,534	525,690	PL
ARCADIAN HEALTH PLAN, INC.	WA	12151	(502) 580-8223	103,581,945	33,247,127	70,334,818	(514,755)	HC
ARCH INDEMNITY INS CO	NE	30830	(201) 743-4794	37,023,874	18,034,130	18,989,744	0	CW MT PI SU VE
ARCH INS CO	MO	11150	(201) 743-4794	2,840,864,274	2,104,236,877	736,627,397	18,523,079	CW DI MT PI SU VE
ARCH REINSURANCE CO	NE	10348	(973) 898-9575	1,547,914,182	534,686,039	1,013,228,143	0	CW DI MT PI SU VE
ARCHITECTS & ENGINEERS INS CO, INC., A RRG	DE	44148	(800) 437-2342	22,903,534	12,637,645	10,265,889	0	CI
ARCOA RRG, INC.	NV	13177	(202) 741-5944	10,475,183	7,808,843	2,666,340	158,303	CI
ARGONAUT GREAT CENTRAL INS CO	IL	19860	(800) 470-7958	50,313,045	25,950,273	24,362,771	1,291,018	CW MT PI SU VE
ARGONAUT INS CO	IL	19801	(800) 470-7958	1,308,888,649	899,525,893	409,362,756	3,435,414	CW MT PI SU VE
ARGONAUT-MIDWEST INS CO	IL	19828	(800) 470-7958	26,055,265	9,647,250	16,408,014	105,771	CW MT PI SU VE
ARGONAUT-SOUTHWEST INS CO	IL	19844	(800) 470-7958	18,159,654	800,968	17,358,686	0	CW MT PI VE
ARISE BOILER INSPECTION AND INS CO RRG	KY	13580	(502) 489-6110	2,975,990	827,522	2,148,468	2,514	CI
ARIZONA AUTOMOBILE INS CO	AZ	11805	(480) 413-9173	18,265,869	9,757,359	8,508,510	3,860,310	VE
ARIZONA HOME INS CO	AZ	38490	(800) 993-1155	22,676,019	7,838,595	14,837,424	6,305,527	CI PI
ARK DEFENSE, INC.	AZ	14332	(602) 337-6302			Financial Information Not Available		CP
ARMED FORCES INS EXCHANGE	KS	41459	(913) 727-5500	123,015,714	61,417,543	61,598,171	1,520,356	CI MT PI VE
ARROWOOD INDEMNITY CO	DE	24678	(704) 522-2000	1,539,953,840	1,279,502,506	260,451,334	2,807	CW DI MT PI SU VE
ASHMERE INS CO	IL	40398	(860) 368-2000	37,645,720	24,949,760	12,695,960	0	CW DI MT PI SU VE
ASPEN AMERICAN INS CO	TX	43460	(860) 258-3500	443,680,779	186,156,712	257,524,067	1,353,247	CW MT PI SU VE
ASSOCIATED INDEMNITY CORP	CA	21865	(415) 899-2000	99,624,896	17,314,669	82,310,227	942,671	CW DI MT PI SU VE
ASSOCIATED INS CO FOR EXCESS	AZ	14291	(602) 648-4040			Financial Information Not Available		CP
ASSOCIATION OF CERTIFIED MORTGAGE ORIGINATORS RRG, INC.	NV	14425	(800) 226-0793	1,057,269	5,000	1,052,269	0	CI
ASSURANCE CO OF AMERICA	NY	19305	(847) 605-6000	29,332,857	9,499,912	19,832,945	1,103,645	CW DI MT PI SU VE
ASSURANCEAMERICA INS CO	SC	11558	(770) 952-0200	49,480,763	37,421,941	12,058,822	6,615,200	CI PI VE
ASSURED GUARANTY CORP.	MD	30180	(212) 974-0100	2,504,423,929	1,811,870,296	692,553,633	0	CI SU
ASSURED GUARANTY MUNICIPAL CORP.	NY	18287	(212) 826-0100	5,712,135,266	3,978,985,991	1,733,149,275	143,925	CI SU
ASSURED LIFE ASSOCIATION	CO	56499	(303) 792-9777	59,345,918	46,396,102	12,949,816	1,555,850	DI LI
ASSURITY LIFE INS CO	NE	71439	(402) 476-6500	2,449,282,457	2,142,856,435	306,426,022	3,843,078	DI LI
ATAIN INS CO	TX	29033	(248) 538-4530	62,648,280	24,805,285	37,842,995	20,302	CI DI MT PI SU
ATHENE ANNUITY & LIFE ASSURANCE CO	DE	61492	(864) 609-1000	11,775,572,758	10,725,510,003	1,050,062,755	38,768,678	DI LI VA VL
ATHENE ANNUITY & LIFE ASSURANCE CO OF NEW YORK	NY	68039	(800) 926-7599	3,525,636,366	3,361,240,043	164,396,323	831,879	DI LI
ATLANTA INTERNATIONAL INS CO	NY	20931	(402) 916-3000	50,316,008	27,106,918	23,209,090	0	CI DI MT PI SU VE
ATLANTIC SPECIALTY INS CO	NY	27154	(781) 332-7000	2,258,814,096	1,593,006,690	665,807,406	15,315,857	CW DI MT PI SU VE
ATRAIUS TRADE CREDIT INS, INC.	MD	25422	(800) 423-6624	98,882,942	34,300,907	64,582,035	1,100,859	CI
ATTORNEYS' LIABILITY ASSURANCE SOCIETY, INC. A RRG	VT	10639	(312) 697-6900	239,131,488	158,812,284	80,319,204	6,111,266	CI
ATX PREMIER INS CO	TX	37001	(770) 257-1777	7,328,940	876,827	6,452,113	163,399	VE
AURIGEN REINSURANCE CO OF AMERICA	AR	74900	(732) 212-6860	21,370,590	833,252	20,537,338	831	DI LI

Company Name Abbreviations:

CO = COMPANY CORP = CORPORATION INS = INSURANCE RRG = RISK RETENTION GROUP

Authorized Lines:

CE = CERTIFICATE OF EXEMPTION (WITH LINES OF AUTHORITY)
 CI = CASUALTY CP = CAPTIVE INSURER CW = CASUALTY WITH WORKERS' COMPENSATION DI = DISABILITY DS = DENTAL SERVICE
 HC = HEALTH CARE SERVICES ORGANIZATION HS = HOSPITAL SERVICE LC = LIFE CARE PROVIDER LP = LIFE CARE PROVIDER PROVISIONAL PERMIT
 LI = LIFE LR = LIFE AND DISABILITY REINSURANCE MG = MORTGAGE GUARANTY MR = MECHANICAL REIMBURSEMENT REINSURANCE MS = MEDICAL SERVICE
 MT = MARINE AND TRANSPORTATION OS = OPTOMETRIC SERVICE PD = PREPAID DENTAL PLAN PI = PROPERTY PL = PREPAID LEGAL
 RG = DOMESTIC RISK RETENTION GROUP SU = SURETY TI = TITLE UR = UNAFFILIATED CREDIT LIFE AND DISABILITY REINSURANCE VA = VARIABLE ANNUITY
 VE = VEHICLE VL = VARIABLE LIFE

Financial information is as of 12/31/2013 unless alternative fiscal year end is indicated.

† Fiscal year financial information due August 1 or November 1, 2014 pursuant to A.R.S. § 20-1083.

‡ Financial information was not required during this period or is not available due to regulatory action or notification of merger or withdrawal.

* DBA (Doing Business As)

INSURERS AUTHORIZED IN ARIZONA AS OF DECEMBER 31, 2013 - (continued)

NAME	DOMICILE	NAIC #	TELEPHONE	ASSETS	LIABILITIES	CAPITAL & SURPLUS	ARIZONA PREMIUMS	AUTHORIZED LINES	
AURORA NATIONAL LIFE ASSURANCE CO	CA	61182	(972) 776-8500	3,143,732,724	2,802,248,512	341,484,212	483,639	DI LI	
AUSTIN MUTUAL INS CO	MN	13412	(763) 657-8600	45,244,855	11,156,472	34,088,383	5,652,862	CW MT PI VE	
AUTO CLUB LIFE INS CO	MI	84522	(734) 779-2085	503,597,373	444,012,944	59,584,430	101,791	DI LI	
AUTOMOBILE INS CO OF HARTFORD, CT, THE	CT	19062	(860) 277-0111	1,002,240,810	684,939,978	317,300,832	12,089,932	CW DI MT PI SU VE	
AUTOONE INS CO	NY	34460	(781) 332-7000	52,779,460	38,355,866	14,423,594	0	VE	
AUTOONE SELECT INS CO	NY	34479	<i>Name changed 6/7/13, now known as MAIDSTONE INS CO</i>						
AUTO-OWNERS INS CO	MI	18988	(517) 323-1200	11,392,762,533	3,882,005,092	7,510,757,441	35,996,879	CW DI MT PI SU VE	
AUTO-OWNERS LIFE INS CO	MI	61190	(517) 323-1200	3,509,213,107	3,185,723,330	323,489,776	2,247,973	DI LI	
AVEMCO INS CO	MD	10367	(301) 694-5700	103,085,350	33,692,907	69,392,443	619,620	CI DI MT PI SU	
AVESIS INS INCORPORATED	AZ	11163	(800) 643-1132	9,372,637	4,496,022	4,876,615	2,914,588	DI	
AVIATION ALLIANCE INS RRG, INC.	MT	13791	(406) 728-3113	2,457,771	1,223,008	1,234,763	61,310	CI	
AVIVA LIFE AND ANNUITY CO	IA	61689	(515) 342-3408	43,841,716,475	42,862,934,874	978,781,601	87,130,059	DI LI	
AXA ART INS CORP	NY	29530	(212) 415-8400	50,157,268	20,439,167	29,718,101	374,947	CI MT PI VE	
AXA CORPORATE SOLUTIONS LIFE REINSURANCE CO	DE	68365	(201) 743-7217	978,030,720	724,151,507	253,879,213	0	LI	
AXA EQUITABLE LIFE AND ANNUITY CO	CO	62880	(201) 743-5159	464,901,129	437,425,263	27,475,866	122,566	LI VA VL	
AXA EQUITABLE LIFE INS CO	NY	62944	(212) 554-1234	158,657,785,355	154,832,315,178	3,825,470,177	156,191,423	DI LI VA VL	
AXA INS CO	NY	33022	(212) 493-9300	208,691,818	90,868,882	117,822,936	2,276,844	CW DI MT PI SU VE	
AXA RE ARIZONA CO	AZ	14355	(602) 230-7000	Financial Information Not Available				CP	
AXIS INS CO	IL	37273	(678) 746-9000	1,366,013,693	839,789,799	526,223,894	7,814,145	CW DI MT PI SU VE	
AXIS REINSURANCE CO	NY	20370	(678) 746-9400	2,675,912,110	1,853,221,521	822,690,589	(111,144)	CW DI MT PI SU VE	
AXIS SPECIALTY INS CO	CT	15610	(678) 746-9400	83,323,243	25,618,734	57,704,509	0	DI	
AZUL INS CO LIMITED	AZ	14288	(602) 427-3200	Financial Information Not Available				CP	
BADGER MUTUAL INS CO	WI	13420	(414) 383-1234	160,982,800	103,063,837	57,918,963	7,270,634	CW DI MT PI SU VE	
BALBOA INS CO	CA	24813	(949) 222-8000	297,528,226	103,057,762	194,470,464	119,673	CI DI MT PI SU VE	
BALBOA LIFE INS CO	CA	68160	(651) 665-3500	57,714,869	9,953,023	47,761,846	214,749	DI LI	
BALTIMORE LIFE INS CO, THE	MD	61212	(410) 581-6600	1,085,735,914	1,012,961,770	72,774,144	1,388,683	DI LI	
BANCINSURE, INC.	OK	18538	(405) 416-5200	65,071,997	43,564,810	21,507,187	27	CW DI MT PI SU VE	
BANKERS FIDELITY LIFE INS CO	GA	61239	(404) 266-5600	138,775,209	104,245,144	34,530,065	289,122	DI LI	
BANKERS INS CO	FL	33162	(727) 823-4000	148,040,944	89,129,893	58,911,051	1,971,948	CI MT PI SU VE	
BANKERS LIFE AND CASUALTY CO	IL	61263	(312) 396-6000	15,839,542,519	14,782,591,029	1,056,951,490	26,689,778	DI LI	
BANKERS LIFE INS CO	FL	81043	(727) 823-4000	251,380,458	225,103,144	26,277,315	263,000	DI LI	
BANKERS RESERVE LIFE INS CO OF WISCONSIN	WI	71013	(314) 505-6143	434,636,315	196,539,395	238,096,924	0	DI LI	
BANKERS STANDARD INS CO	PA	18279	(215) 640-1000	408,656,332	276,600,692	132,055,640	10,262,935	CW DI MT PI SU VE	
BANNER LIFE INS CO	MD	94250	(301) 279-4800	1,687,688,496	1,237,652,056	450,036,440	14,752,559	DI LI	
BAPTIST LIFE ASSOCIATION	NY	57223	(716) 633-4393	30,992,794	30,116,026	876,768	4,528	DI LI	
BAR PLAN MUTUAL INS CO, THE	MO	29513	(314) 965-3333	48,286,374	30,393,653	17,892,721	200	SU	
BCS INS CO	OH	38245	(630) 472-7700	267,891,365	115,023,222	152,868,143	3,587,797	CI DI MT	
BEAZLEY INS CO, INC.	CT	37540	(860) 677-3700	253,664,035	131,730,711	121,933,324	2,394,568	CI DI MT PI SU VE	
BENCHMARK INS CO	KS	41394	(952) 974-2200	159,274,899	106,974,174	52,300,725	221,410	CW DI PI VE	
BENEFICIAL LIFE INS CO	UT	61395	(801) 933-1100	3,011,213,601	2,432,077,198	579,136,403	4,078,936	DI LI	

Company Name Abbreviations:

CO = COMPANY CORP = CORPORATION INS = INSURANCE RRG = RISK RETENTION GROUP

Authorized Lines:

CE = CERTIFICATE OF EXEMPTION (WITH LINES OF AUTHORITY)

CI = CASUALTY CP = CAPTIVE INSURER CW = CASUALTY WITH WORKERS' COMPENSATION DI = DISABILITY DS = DENTAL SERVICE

HC = HEALTH CARE SERVICES ORGANIZATION HS = HOSPITAL SERVICE LC = LIFE CARE PROVIDER LP = LIFE CARE PROVIDER PROVISIONAL PERMIT

LI = LIFE LR = LIFE AND DISABILITY REINSURANCE MG = MORTGAGE GUARANTY MR = MECHANICAL REIMBURSEMENT REINSURANCE MS = MEDICAL SERVICE

MT = MARINE AND TRANSPORTATION OS = OPTOMETRIC SERVICE PD = PREPAID DENTAL PLAN PI = PROPERTY PL = PREPAID LEGAL

RG = DOMESTIC RISK RETENTION GROUP SU = SURETY TI = TITLE UR = UNAFFILIATED CREDIT LIFE AND DISABILITY REINSURANCE VA = VARIABLE ANNUITY

VE = VEHICLE VL = VARIABLE LIFE

Financial information is as of 12/31/2013 unless alternative fiscal year end is indicated.

† Fiscal year financial information due August 1 or November 1, 2014 pursuant to A.R.S. § 20-1083.

‡ Financial information was not required during this period or is not available due to regulatory action or notification of merger or withdrawal.

* DBA (Doing Business As)

INSURERS AUTHORIZED IN ARIZONA AS OF DECEMBER 31, 2013 - (continued)

NAME	DOMICILE	NAIC #	TELEPHONE	ASSETS	LIABILITIES	CAPITAL & SURPLUS	ARIZONA PREMIUMS	AUTHORIZED LINES
BERKLEY INS CO	DE	32603	(203) 542-3800	16,122,680,430	11,215,508,141	4,907,172,289	3,672,839	CW DI MT PI SU
BERKLEY LIFE AND HEALTH INS CO	IA	64890	(203) 542-3800	166,290,410	72,072,300	94,218,110	575,068	DI LI
BERKLEY NATIONAL INS CO	IA	38911	(630) 210-0360	74,801,014	25,398,627	49,402,387	311,730	CW DI MT PI SU VE
BERKLEY REGIONAL INS CO	DE	29580	(515) 473-3000	681,215,263	38,034,793	643,180,469	1,052,289	CW MT PI SU VE
BERKSHIRE HATHAWAY ASSURANCE CORP	NY	13070	(402) 916-3000	2,255,598,201	828,787,285	1,426,810,916	0	SU
BERKSHIRE HATHAWAY HOMESTATE INS CO	NE	20044	(402) 393-7255	1,587,489,616	623,721,236	963,768,380	9,388,706	CW MT PI SU VE
BERKSHIRE HATHAWAY LIFE INS CO OF NEBRASKA	NE	62345	(402) 916-3000	13,768,310,973	11,066,873,337	2,701,437,636	0	LI
BERKSHIRE LIFE INS CO OF AMERICA	MA	71714	(413) 395-4224	3,461,352,316	2,878,352,594	582,999,723	11,448,728	DI LI
BEST LIFE AND HEALTH INS CO	TX	90638	(949) 253-4080	13,398,445	3,665,867	9,732,578	450,658	DI LI
BEST PRACTICES RE, INC.	AZ	15293	(602) 427-3208	Financial Information Not Available				CP
BEVERLY HILLS LIFE INS CO	AZ	92886	(847) 572-6860	134,204	12,225	121,979	0	LR
BITUMINOUS CASUALTY CORP	IL	20095	(309) 786-5401	788,370,973	498,190,116	290,180,858	725,252	CW MT PI SU VE
BITUMINOUS FIRE AND MARINE INS CO	IL	20109	(309) 786-5401	464,979,344	308,026,123	156,953,222	213,794	CW MT PI SU VE
BLACK DIAMOND INS, INC.	FY Ending 07/31/2013 AZ	14315	(303) 388-5688	Financial Information Not Available				CP
BLOOMINGTON COMPENSATION INS CO	MN	12311	(952) 893-0403	15,260,500	2,045,976	13,214,524	30,225	CW
BLUE CROSS AND BLUE SHIELD OF ARIZONA, INC.	AZ	53589	(602) 864-4100	1,578,947,924	542,653,923	1,036,294,001	1,522,168,714	DS HS MS
BLUE CROSS BLUE SHIELD OF ARIZONA ADVANTAGE *	AZ	95982	(480) 684-7744	37,159,965	12,496,837	24,663,128	238,123,994	HC
BOND SAFEGUARD INS CO	SD	27081	(615) 553-9500	66,920,696	39,139,133	27,781,563	560,827	SU
BONDED BUILDERS INS CO, A RRG	NV	13010	(202) 471-5944	3,467,233	2,152,792	1,314,441	0	CI
BOSTON INDEMNITY CO, INC.	SD	30279	(978) 984-5783	5,886,301	1,208,505	4,677,796	0	SU
BOSTON MUTUAL LIFE INS CO	MA	61476	(781) 828-7000	1,188,767,718	1,046,253,494	142,514,224	351,228	DI LI
BOWTIE LIFE INS CO	AZ	60150	(847) 572-6860	Financial Information Not Available †				UR
BRADSTREET ASSURANCE ASSOCIATES, INC.	FY Ending 04/30/2013 AZ	14280	(480) 682-4985	Financial Information Not Available				CP
BRISTOL WEST INS CO	OH	19658	(800) 338-2560	120,817,586	77,201,336	43,616,250	0	CI PI VE
BROKERS NATIONAL LIFE ASSURANCE CO	AR	74900	<i>Name changed 4/2/13, now known as AURIGEN REINSURANCE CO OF AMERICA</i>					
BROTHERHOOD MUTUAL INS CO	IN	13528	(219) 482-8668	443,294,255	265,105,262	178,188,996	8,532,008	CW DI MT PI SU VE
BRS INS CO	AZ	15063	(480) 553-6227	Financial Information Not Available				CP
BUCKEYE STATE MUTUAL INS CO, THE	OH	16713	(937) 778-5000	71,772,306	48,328,063	23,444,246	0	CI PI VE
BUCKTAIL LIFE INS CO	AZ	94633	(602) 200-6900	3,276,412	44,674	3,231,738	0	LR
BUILD AMERICA MUTUAL ASSURANCE CO	NY	14380	(212) 257-6150	486,528,878	17,479,483	469,049,395	126,207	SU
C B I INS CO	AZ	82996	(602) 254-5866	Financial Information Not Available †				UR
C.M. LIFE INS CO	CT	93432	(413) 788-8411	8,984,023,479	7,912,819,284	1,071,204,195	5,241,455	DI LI VA VL
CALIFORNIA CAPITAL INS CO	CA	13544	(408) 649-1155	569,516,736	266,212,695	303,304,041	0	CI MT PI
CALIFORNIA CASUALTY & FIRE INS CO	CA	27464	(650) 574-4000	60,730,573	33,661,696	27,068,877	0	CI MT PI VE
CALIFORNIA CASUALTY GENERAL INS CO OF OREGON	OR	35955	(650) 574-4000	103,618,400	70,832,180	32,786,221	8,929,332	CI MT PI VE
CALIFORNIA CASUALTY INDEMNITY EXCHANGE	CA	20117	(415) 574-4000	571,834,546	235,378,232	336,456,315	3,169,323	CI MT PI VE
CALIFORNIA CASUALTY INS CO	OR	20125	(650) 574-4000	116,538,735	28,398,187	88,140,548	4,501	CI MT PI VE
CALIFORNIA INS CO	CA	38865	(402) 827-3424	521,062,850	203,705,408	317,357,442	5,112,747	CW DI MT PI SU VE
CALIFORNIA MEDICAL GROUP INS CO RRG	AZ	12180	(602) 648-4040	11,784,253	6,100,215	5,684,038	0	RG
CAMBRIDGE ARIZONA INS CO	AZ	14671	(480) 682-4985	Financial Information Not Available				CP

Company Name Abbreviations:

CO = COMPANY CORP = CORPORATION INS = INSURANCE RRG = RISK RETENTION GROUP

Authorized Lines:

CE = CERTIFICATE OF EXEMPTION (WITH LINES OF AUTHORITY)
 CI = CASUALTY CP = CAPTIVE INSURER CW = CASUALTY WITH WORKERS' COMPENSATION DI = DISABILITY DS = DENTAL SERVICE
 HC = HEALTH CARE SERVICES ORGANIZATION HS = HOSPITAL SERVICE LC = LIFE CARE PROVIDER LP = LIFE CARE PROVIDER PROVISIONAL PERMIT
 LI = LIFE LR = LIFE AND DISABILITY REINSURANCE MG = MORTGAGE GUARANTY MR = MECHANICAL REIMBURSEMENT REINSURANCE MS = MEDICAL SERVICE
 MT = MARINE AND TRANSPORTATION OS = OPTOMETRIC SERVICE PD = PREPAID DENTAL PLAN PI = PROPERTY PL = PREPAID LEGAL
 RG = DOMESTIC RISK RETENTION GROUP SU = SURETY TI = TITLE UR = UNAFFILIATED CREDIT LIFE AND DISABILITY REINSURANCE VA = VARIABLE ANNUITY
 VE = VEHICLE VL = VARIABLE LIFE

Financial information is as of 12/31/2013 unless alternative fiscal year end is indicated.

† Fiscal year financial information due August 1 or November 1, 2014 pursuant to A.R.S. § 20-1083.

‡ Financial information was not required during this period or is not available due to regulatory action or notification of merger or withdrawal.

* DBA (Doing Business As)

INSURERS AUTHORIZED IN ARIZONA AS OF DECEMBER 31, 2013 - (continued)

NAME	DOMICILE	NAIC #	TELEPHONE	ASSETS	LIABILITIES	CAPITAL & SURPLUS	ARIZONA PREMIUMS	AUTHORIZED LINES
CAMICO MUTUAL INS CO	CA	36340	(650) 802-2500	93,766,670	55,237,927	38,528,743	1,017,457	CI
CAMPMED CASUALTY & INDEMNITY CO, INC.	NH	12260	(508) 853-7200	20,208,341	562,953	19,645,388	0	CI MT PI SU
CANADA LIFE ASSURANCE CO, THE	CANADA	80659	(303) 737-3000	4,318,881,067	4,183,464,266	135,416,801	816,234	DI LI
CANAL INS CO	SC	10464	(864) 242-5365	848,967,374	404,153,495	444,813,878	2,049,213	CI MT PI VE
CANYON INS SERVICES, INC.	AZ	12217	(602) 588-3971	561,697	59,872	501,825	1,318,009	DI
CANYON STATE LIFE INS CO	AZ	72958	(602) 258-2422	1,759,939	720,764	1,039,175	158	DI LI
CAPITAL ASSURANCE RRG, INC.	SC	11194	(843) 766-2327	Financial Information Not Available ‡				REHABILITATION
CAPITOL INDEMNITY CORP	WI	10472	(608) 829-4200	411,162,534	238,251,743	172,910,791	4,042,904	CW DI MT PI SU VE
CAPITOL LIFE INS CO, THE	TX	61581	(469) 522-4400	210,045,473	189,070,533	20,974,940	0	DI LI
CAPSON PHYSICIANS INS CO	TX	19348	(512) 609-7900	20,736,494	13,184,291	7,552,203	706,277	CI
CARDINAL & GOLD INS CO	AZ	89702	(312) 332-0430	Financial Information Not Available †				UR
CARE RRG, INC.	DC	11825	(202) 471-5944	17,382,253	12,617,763	4,764,490	76,576	CI
CAREAMERICA LIFE INS CO	CA	71331	(888) 646-0789	24,585,779	2,100,117	22,485,661	90,981	DI LI
CAREMORE HEALTH PLAN OF ARIZONA, INC.	AZ	13562	(562) 741-4340	74,567,755	43,214,518	31,353,237	205,059,547	HC
CARING COMMUNITIES, A RECIPROCAL RRG	DC	12373	(847) 549-8225	93,285,876	54,378,777	38,907,100	949,260	CI
CARLISLE LIFE INS CO	AZ	88455	(847) 572-6930	176,558	7,689	168,869	0	LR
CAROLINA CASUALTY INS CO	IA	10510	(904) 363-0900	178,402,247	83,111,548	95,290,700	2,199,305	CW DI MT PI SU VE
CART CAPTIVE ASSURANCE CO, INC.	AZ	14405	(602) 952-9532	Financial Information Not Available				CP
CAST CAPTIVE INS CO	AZ	15101	(480) 889-8960	Financial Information Not Available				CP
CASTLEPOINT NATIONAL INS CO	IL	40134	(212) 655-2000	468,500,604	437,996,926	30,503,678	5,305,476	CW MT PI SU VE
CASUALTY UNDERWRITERS INS CO	UT	26697	(316) 794-2200	4,298,989	31,580	4,267,409	0	CI MT PI SU VE
CATAMARAN INS OF OHIO, INC.	OH	69647	(224) 231-1848	9,209,190	317,302	8,891,888	56,105	DI LI
CATERPILLAR INS CO	MO	11255	(615) 341-8147	639,627,777	396,202,509	243,425,268	4,332,528	CW MT PI SU VE
CATERPILLAR LIFE INS CO	MO	11997	(615) 341-8147	158,169,617	96,565,558	61,604,059	0	DI LI
CATHOLIC FINANCIAL LIFE	WI	56030	(414) 273-6266	1,320,445,745	1,277,293,521	43,152,224	454,017	DI LI
CATHOLIC LIFE INS	TX	57347	(210) 828-9921	1,019,070,981	943,808,840	75,262,141	74,320	LI
CATHOLIC ORDER OF FORESTERS	IL	57487	(630) 983-4900	990,082,333	923,571,438	66,510,895	816,485	DI LI
CATLIN INDEMNITY CO	DE	24503	(404) 443-4910	95,056,019	17,546,962	77,509,057	1,620,192	CI DI MT PI VE
CATLIN INS CO, INC.	TX	19518	(404) 443-4910	190,914,938	126,695,427	64,219,511	5,275,014	CI DI MT PI SU VE
CELTIC INS CO	IL	80799	(312) 332-5401	83,524,715	39,703,044	43,821,671	3,205,035	DI LI
CEM INS CO	IL	10891	(847) 307-6300	34,018,785	24,012,192	10,006,593	0	CI MT PI SU VE
CENPATICO OF ARIZONA, INC.	AZ	14704	(866) 495-6738	1,525,048	0	1,525,048	0	HC
CENSTAT CASUALTY CO	NE	11499	(888) 453-5124	16,428,952	584,795	15,844,157	6,404	CI
CENSTAT LIFE ASSURANCE CO.	AZ	86240	(402) 397-1111	5,542,700	1,669,509	3,873,192	0	LR
CENTRAL MUTUAL INS CO	OH	20230	(419) 238-1010	1,266,041,120	646,631,253	619,409,852	17,169,500	CW MT PI SU VE
CENTRAL RESERVE LIFE INS CO	OH	61727	(512) 451-2224	22,995,288	2,054,541	20,940,747	27,681	DI LI
CENTRAL SECURITY LIFE INS CO	TX	61735	(972) 699-2770	73,290,920	65,066,367	8,224,554	15,512	DI LI
CENTRAL STATES HEALTH & LIFE CO. OF OMAHA	NE	61751	(402) 397-1111	395,517,233	275,900,397	119,616,835	265,504	DI LI
CENTRAL STATES INDEMNITY CO. OF OMAHA	NE	34274	(402) 997-8000	412,274,277	66,271,300	346,002,981	3,012,901	CI DI MT PI VE
CENTRAL UNITED LIFE INS CO	AR	61883	(713) 529-0045	307,249,259	230,603,678	76,645,581	527,239	DI LI

Company Name Abbreviations:

CO = COMPANY CORP = CORPORATION INS = INSURANCE RRG = RISK RETENTION GROUP

Authorized Lines:

CE = CERTIFICATE OF EXEMPTION (WITH LINES OF AUTHORITY)

CI = CASUALTY CP = CAPTIVE INSURER CW = CASUALTY WITH WORKERS' COMPENSATION DI = DISABILITY DS = DENTAL SERVICE
 HC = HEALTH CARE SERVICES ORGANIZATION HS = HOSPITAL SERVICE LC = LIFE CARE PROVIDER LP = LIFE CARE PROVIDER PROVISIONAL PERMIT
 LI = LIFE LR = LIFE AND DISABILITY REINSURANCE MG = MORTGAGE GUARANTY MR = MECHANICAL REIMBURSEMENT REINSURANCE MS = MEDICAL SERVICE
 MT = MARINE AND TRANSPORTATION OS = OPTOMETRIC SERVICE PD = PREPAID DENTAL PLAN PI = PROPERTY PL = PREPAID LEGAL
 RG = DOMESTIC RISK RETENTION GROUP SU = SURETY TI = TITLE UR = UNAFFILIATED CREDIT LIFE AND DISABILITY REINSURANCE VA = VARIABLE ANNUITY
 VE = VEHICLE VL = VARIABLE LIFE

Financial information is as of 12/31/2013 unless alternative fiscal year end is indicated.

† Fiscal year financial information due August 1 or November 1, 2014 pursuant to A.R.S. § 20-1083.

‡ Financial information was not required during this period or is not available due to regulatory action or notification of merger or withdrawal.

* DBA (Doing Business As)

INSURERS AUTHORIZED IN ARIZONA AS OF DECEMBER 31, 2013 - (continued)

NAME	DOMICILE	NAIC #	TELEPHONE	ASSETS	LIABILITIES	CAPITAL & SURPLUS	ARIZONA PREMIUMS	AUTHORIZED LINES
CENTRE INS CO	DE	34649	(212) 859-2600	89,076,137	49,891,694	39,184,443	0	CW DI MT PI SU VE
CENTRE LIFE INS CO	MA	80896	(212) 859-2600	1,927,671,777	1,826,493,529	101,178,248	909,973	DI
CENTURION CASUALTY CO	IA	42765	(515) 243-2131	131,918,494	1,141,308	130,777,186	0	CI DI MT PI SU VE
CENTURION LIFE INS CO	IA	62383	(515) 557-2131	1,209,042,625	811,706,700	397,335,925	22,997	DI LI
CENTURION MEDICAL LIABILITY PROTECTIVE RRG, INC.	AZ	11976	(941) 955-0793	16,228,488	7,939,793	8,288,695	2,625,216	RG
CENTURY INDEMNITY CO	PA	20710	(215) 640-1000	964,270,390	939,270,390	25,000,000	0	CW DI MT PI SU VE
CENTURY SURETY CO	OH	36951	(614) 895-2000	642,081,930	463,453,354	178,628,576	841,455	CI MT PI SU VE
CENTURY-NATIONAL INS CO	CA	26905	(818) 760-0880	587,656,225	201,124,339	386,531,886	8,900,744	CI MT PI VE
CHARITABLE SERVICE PROVIDERS RECIPROCAL RRG	AZ	12167	(602) 952-9532	3,395,587	605,635	2,789,952	724,971	RG
CHARTER LIFE CAPTIVE INS CO, INC.	AZ	- - -	(480) 563-2315	Financial Information Not Available				CP
CHARTER NATIONAL LIFE INS CO	IL	61808	(847) 402-5000	142,413,021	131,002,165	11,410,856	2,400	DI LI VA VL
CHARTER OAK FIRE INS CO	CT	25615	(860) 277-0111	916,865,957	670,950,703	245,915,254	16,269,812	CW MT PI SU VE
CHARTER REINSURANCE CO, INC.	AZ	12439	(212) 315-5900	156,114	4,800	151,314	0	LR
CHARTIS CASUALTY CO	PA	40258	<i>Name changed 10/1/13, now known as AIG ASSURANCE CO</i>					
CHARTIS PROPERTY CASUALTY CO	PA	19402	<i>Name changed 10/1/13, now known as AIG PROPERTY CASUALTY CO</i>					
CHC CASUALTY RRG, INC.	VT	11531	(802) 864-5599	40,892,143	20,958,628	19,933,515	15,795	CI
CHEROKEE GUARANTEE CO, INC. A RRG	AZ	14388	(480) 682-4985	9,365,319	7,261,915	2,103,404	342,768	RG
CHEROKEE INS CO	MI	10642	(800) 201-0450	377,627,751	226,078,823	151,548,928	46,837	CW DI SU VE
CHESAPEAKE LIFE INS CO, THE	OK	61832	(817) 255-3100	42,481,270	21,628,005	20,853,265	3,508,212	DI LI
CHICAGO INS CO	IL	22810	(415) 899-3301	108,222,850	55,116,830	53,106,020	95,342	CI MT PI SU VE
CHICAGO TITLE INS CO	NE	50229	(904) 854-8100	1,848,553,321	931,396,620	917,156,701	43,882,545	TI
CHIP RE INC.	AZ	15064	(602) 427-3226	Financial Information Not Available				CP
CHRISTIAN FIDELITY LIFE INS CO	TX	61859	(602) 263-6666	75,428,606	46,580,756	28,847,851	102,514	DI LI
CHUBB INDEMNITY INS CO	NY	12777	(908) 903-2000	327,428,915	200,505,696	126,923,219	2,094,708	CW MT PI SU VE
CHUBB NATIONAL INS CO	IN	10052	(908) 903-2000	280,441,488	151,935,393	128,506,095	90,946	CW MT PI VE
CHURCH INS CO	NY	10669	(212) 592-1800	26,075,459	9,953,120	16,122,339	0	CI MT PI SU VE
CHURCH LIFE INS CORP	NY	61875	(212) 592-1800	285,273,715	235,008,116	50,265,599	476,469	DI LI
CHURCH MUTUAL INS CO	WI	18767	(715) 536-5577	1,357,735,735	884,546,351	473,189,385	8,504,038	CW DI MT PI SU VE
CICA LIFE INS CO OF AMERICA	CO	71463	(512) 837-7100	700,576,401	642,659,763	57,916,638	15,135	DI LI
CIERA INVESTMENT LIFE INS CO	AZ	85880	(702) 558-8822	157,992	40,233	117,759	0	LR
CIFG ASSURANCE NORTH AMERICA, INC.	NY	25771	(212) 909-3939	685,948,095	133,525,842	552,422,253	0	SU
CIGNA DENTAL HEALTH PLAN OF ARIZONA, INC.	AZ	47013	(954) 514-6600	3,461,258	898,211	2,563,047	14,325,747	PD
CIGNA HEALTH AND LIFE INS CO	CT	67369	(860) 226-6000	4,139,266,503	2,426,082,991	1,713,183,511	181,052,114	DI LI VA
CIGNA HEALTHCARE OF ARIZONA, INC.	AZ	95125	(623) 277-1000	107,093,221	58,693,051	48,400,170	526,941,370	HC
CIM INS CORP	MI	22004	(248) 263-6900	17,910,503	854,229	17,056,274	0	CI VE
CINCINNATI CASUALTY CO, THE	OH	28665	(513) 870-2000	361,054,298	44,528,070	316,526,228	2,021,753	CW DI MT PI SU VE
CINCINNATI INDEMNITY CO, THE	OH	23280	(513) 870-2000	110,714,383	28,709,604	82,004,779	9,697,609	CW MT PI SU VE
CINCINNATI INS CO, THE	OH	10677	(513) 870-2000	10,559,843,756	6,234,173,325	4,325,670,432	38,348,495	CW DI MT PI SU VE
CINCINNATI LIFE INS CO, THE	OH	76236	(513) 870-2000	3,737,511,716	3,490,519,470	246,992,246	2,214,557	DI LI
CITADEL LIFE AND HEALTH INS CO	AZ	71897	(602) 254-5866	7,989,436	6,423,108	1,566,327	0	LR

Company Name Abbreviations:

CO = COMPANY CORP = CORPORATION INS = INSURANCE RRG = RISK RETENTION GROUP

Authorized Lines:

CE = CERTIFICATE OF EXEMPTION (WITH LINES OF AUTHORITY)

CI = CASUALTY CP = CAPTIVE INSURER CW = CASUALTY WITH WORKERS' COMPENSATION DI = DISABILITY DS = DENTAL SERVICE

HC = HEALTH CARE SERVICES ORGANIZATION HS = HOSPITAL SERVICE LC = LIFE CARE PROVIDER LP = LIFE CARE PROVIDER PROVISIONAL PERMIT

LI = LIFE LR = LIFE AND DISABILITY REINSURANCE MG = MORTGAGE GUARANTY MR = MECHANICAL REIMBURSEMENT REINSURANCE MS = MEDICAL SERVICE

MT = MARINE AND TRANSPORTATION OS = OPTOMETRIC SERVICE PD = PREPAID DENTAL PLAN PI = PROPERTY PL = PREPAID LEGAL

RG = DOMESTIC RISK RETENTION GROUP SU = SURETY TI = TITLE UR = UNAFFILIATED CREDIT LIFE AND DISABILITY REINSURANCE VA = VARIABLE ANNUITY

VE = VEHICLE VL = VARIABLE LIFE

Financial information is as of 12/31/2013 unless alternative fiscal year end is indicated.

† Fiscal year financial information due August 1 or November 1, 2014 pursuant to A.R.S. § 20-1083.

‡ Financial information was not required during this period or is not available due to regulatory action or notification of merger or withdrawal.

* DBA (Doing Business As)

INSURERS AUTHORIZED IN ARIZONA AS OF DECEMBER 31, 2013 - (continued)

NAME	DOMICILE	NAIC #	TELEPHONE	ASSETS	LIABILITIES	CAPITAL & SURPLUS	ARIZONA PREMIUMS	AUTHORIZED LINES
CITATION INS CO	CA	42242	(602) 631-2000	11,967,884	108,840	11,859,044	0	CW MT PI SU VE
CITCO LIFE INS CO	AZ	86436	(931) 484-8411	Financial Information Not Available †				UR
CITIZENS INS CO OF AMERICA	MI	31534	(508) 853-7200	1,476,562,770	814,380,345	662,182,425	2,313,793	CW MT PI SU VE
CITIZENS NATIONAL LIFE INS CO	TX	82082	(512) 837-7100	12,726,589	10,250,158	2,476,431	1,500	DI LI
CIVIL SERVICE EMPLOYEES INS CO	CA	10693	(925) 817-6300	213,350,146	101,149,070	112,201,079	3,639,417	CI DI MT PI VE
CLAIM PROFESSIONALS LIABILITY INS CO (A RRG)	VT	12172	(802) 229-5042	3,566,798	1,657,419	1,909,379	22,802	CI
CLARENDON NATIONAL INS CO	NJ	20532	(212) 790-9700	643,158,921	352,267,760	290,891,161	10,936	CW DI MT PI SU VE
CLEAR LAKE INS, INC.	AZ	14282	(602) 512-2110	Financial Information Not Available				CP
CLEARWATER INS CO	DE	25070	(603) 656-2344	1,304,099,847	924,013,125	380,086,722	0	CI DI MT PI SU VE
CLINIC MUTUAL INS CO RRG	HI	43770	(808) 521-0723	3,907,017	251,181	3,655,836	0	CI
CMFG LIFE INS CO	IA	62626	(608) 238-5851	15,659,812,284	14,106,327,157	1,553,485,127	25,687,811	DI LI VA VL
CMG MORTGAGE ASSURANCE CO	WI	29114	(800) 288-1970	7,147,703	391,322	6,756,381	0	MG
CMG MORTGAGE INS CO	WI	40266	(800) 288-1970	382,132,688	220,709,078	161,423,610	1,105,837	MG
COAST LIFE INS CO	AZ	73296	(602) 258-2422	Financial Information Not Available †				UR
COAST NATIONAL INS CO	CA	25089	(954) 316-5200	587,039,347	183,950,250	403,089,097	33,708,301	CI PI VE
COFACE NORTH AMERICA INS CO	MA	31887	(609) 469-0400	146,964,828	81,944,523	65,020,305	51,250	CI SU
COLISEUM REINSURANCE CO	DE	36552	(212) 859-0500	320,741,647	117,773,684	202,967,963	0	CI MT PI SU VE
COLLEGE RRG, INC.	VT	13613	(802) 864-5599	17,364,093	11,100,404	6,263,689	0	CI
COLONIAL AMERICAN CASUALTY AND SURETY CO	MD	34347	(847) 605-6000	27,251,071	4,992,184	22,258,887	0	CI MT PI SU VE
COLONIAL LIFE & ACCIDENT INS CO	SC	62049	(803) 798-7000	2,752,689,389	2,214,443,642	538,245,747	21,367,793	DI LI
COLONIAL LIFE INS CO OF TEXAS	TX	88153	(817) 390-2239	17,693,384	3,884,148	13,809,236	3,469	DI LI
COLONIAL PENN LIFE INS CO	PA	62065	(215) 928-8000	740,286,680	678,318,760	61,967,920	5,958,267	DI LI
COLONIAL SURETY CO	PA	10758	(201) 573-8788	46,564,795	20,593,165	25,971,630	197,555	CI SU
COLONNADE, THE **	FY Ending 06/30/2013 AZ	14237	(623) 832-5353	29,152,000	15,736,000	13,416,000	0	LC
COLONY SPECIALTY INS CO	OH	36927	(804) 560-2866	69,729,506	42,329,485	27,400,021	0	CI MT PI SU VE
COLORADO BANKERS LIFE INS CO	CO	84786	(303) 220-8500	256,893,412	228,030,506	28,862,907	1,026,769	DI LI
COLORADO CASUALTY INS CO	NH	41785	(617) 357-9500	26,465,812	3,201,011	23,264,801	8,341,881	CW MT PI SU VE
COLUMBIA INS CO	NE	27812	(402) 916-3000	19,012,886,606	5,558,773,759	13,454,112,847	0	CI DI MT PI SU VE
COLUMBIA MUTUAL INS CO	MO	40371	(573) 474-6193	378,356,656	222,891,563	155,465,093	0	CI MT PI SU VE
COLUMBIA NATIONAL RRG, INC.	VT	10803	(802) 864-5599	1,706,771	570,511	1,136,260	6,390	CI
COLUMBIAN LIFE INS CO	IL	76023	(607) 724-2472	292,655,872	268,359,120	24,296,752	1,158,453	DI LI
COLUMBIAN MUTUAL LIFE INS CO	NY	62103	(607) 724-2472	1,289,766,559	1,187,943,932	101,822,627	1,756,669	DI LI
COLUMBUS LIFE INS CO	OH	99937	(513) 361-6700	3,198,947,255	2,948,181,506	250,765,749	4,444,150	DI LI VL
COMBINED INS CO OF AMERICA	IL	62146	(866) 445-8872	1,588,946,311	1,264,371,598	324,574,713	3,493,229	DI LI
COMMERCE AND INDUSTRY INS CO	NY	19410	(212) 770-7000	7,339,225,480	5,433,644,641	1,905,580,839	22,971,052	CW MT PI SU VE
COMMERCE WEST INS CO	CA	13161	(508) 943-9000	153,576,600	94,946,728	58,629,872	4,526,198	CI PI VE
COMMERCIAL ALLIANCE INS CO	TX	10906	(713) 960-1214	60,942,111	31,553,724	29,388,387	0	MT SU VE
COMMERCIAL CASUALTY INS CO	CA	32280	(402) 916-3000	119,802,029	56,473,653	63,328,376	0	CW
COMMERCIAL TRAVELERS MUTUAL INS CO	NY	81426	(315) 797-5200	21,161,893	13,664,980	7,496,913	13,240	DI
COMMONWEALTH ANNUITY AND LIFE INS CO	MA	84824	(508) 460-2400	10,211,928,734	9,488,370,561	723,558,173	8,985,487	DI LI VA VL

Company Name Abbreviations:

CO = COMPANY CORP = CORPORATION INS = INSURANCE RRG = RISK RETENTION GROUP

Authorized Lines:

CE = CERTIFICATE OF EXEMPTION (WITH LINES OF AUTHORITY)

CI = CASUALTY CP = CAPTIVE INSURER CW = CASUALTY WITH WORKERS' COMPENSATION DI = DISABILITY DS = DENTAL SERVICE

HC = HEALTH CARE SERVICES ORGANIZATION HS = HOSPITAL SERVICE LC = LIFE CARE PROVIDER LP = LIFE CARE PROVIDER PROVISIONAL PERMIT

LI = LIFE LR = LIFE AND DISABILITY REINSURANCE MG = MORTGAGE GUARANTY MR = MECHANICAL REIMBURSEMENT REINSURANCE MS = MEDICAL SERVICE

MT = MARINE AND TRANSPORTATION OS = OPTOMETRIC SERVICE PD = PREPAID DENTAL PLAN PI = PROPERTY PL = PREPAID LEGAL

RG = DOMESTIC RISK RETENTION GROUP SU = SURETY TI = TITLE UR = UNAFFILIATED CREDIT LIFE AND DISABILITY REINSURANCE VA = VARIABLE ANNUITY

VE = VEHICLE VL = VARIABLE LIFE

Financial information is as of 12/31/2013 unless alternative fiscal year end is indicated.

† Fiscal year financial information due August 1 or November 1, 2014 pursuant to A.R.S. § 20-1083.

‡ Financial information was not required during this period or is not available due to regulatory action or notification of merger or withdrawal.

* DBA (Doing Business As)

INSURERS AUTHORIZED IN ARIZONA AS OF DECEMBER 31, 2013 - (continued)

NAME	DOMICILE	NAIC #	TELEPHONE	ASSETS	LIABILITIES	CAPITAL & SURPLUS	ARIZONA PREMIUMS	AUTHORIZED LINES
COMMONWEALTH CASUALTY CO	AZ	13930	(877) 603-1310	3,729,555	2,315,589	1,413,966	5,135,467	CI VE
COMMONWEALTH INS CO OF AMERICA	WA	10220	(206) 382-6670	28,881,286	9,488,974	19,392,312	0	CI MT PI VE
COMMONWEALTH LAND TITLE INS CO	NE	50083	(904) 854-8100	598,408,038	350,476,891	247,931,147	25,296,843	TI
COMMONWEALTH TRUST CREDIT LIFE INS CO	AZ	- - -	(602) 200-6900	Financial Information Not Available †				UR
COMMUNITY BLOOD CENTERS' EXCHANGE RRG	IN	13893	(913) 529-3213	21,449,618	8,411,917	13,037,701	0	CI
COMPANION COMMERCIAL INS CO	SC	10794	(803) 735-0672	20,915,813	1,781,968	19,133,845	(10,831)	CW MT PI SU VE
COMPANION LIFE INS CO	SC	77828	(803) 735-1251	251,724,872	113,713,861	138,011,012	12,790,032	DI LI
COMPANION PROPERTY AND CASUALTY INS CO	SC	12157	(803) 735-0672	998,571,135	747,733,400	250,837,735	2,490,954	CW MT PI SU VE
COMPASS INS CO	NY	21989	(513) 425-5899	11,813,804	1,543,701	10,270,103	0	SUSPENDED
COMBENEFITS INS CO	TX	60984	(770) 998-8936	51,482,248	10,537,769	40,944,479	9,172	DI LI
COMPREHENSIVE MOBILE INS ARIZONA, INC.	AZ	15238	(623) 760-9290	747,888	0	747,888	0	DI
COMPUTER INS CO	RI	34711	(802) 264-4718	24,205,815	(237,445)	24,443,260	0	MT
COMPWEST INS CO	CA	12177	(714) 641-9500	217,377,803	105,066,657	112,311,146	228,025	CW
CONNECTICUT GENERAL LIFE INS CO	CT	62308	(215) 761-1000	18,573,626,585	15,327,194,046	3,246,432,539	46,871,171	DI LI VA VL
CONNECTICUT LIFE INS AND ANNUITY CORP	AZ	74454	(480) 607-1602	568,744	52,707	516,037	0	LR
CONSECO LIFE INS CO	IN	65900	(317) 817-6100	3,825,490,689	3,695,798,360	129,692,328	3,219,107	DI LI
CONSTITUTION INS CO	NY	32190	(402) 951-6116	16,382,809	3,238,262	13,144,547	0	CW DI MT PI SU VE
CONSTITUTION LIFE INS CO	TX	62359	(407) 995-8000	317,342,464	283,875,934	33,466,530	285,639	DI LI
CONSUMER SPECIALTIES INS CO, A RRG	VT	10075	(802) 229-5042	5,368,806	2,063,336	3,305,470	29,653	CI
CONSUMERS INS USA, INC.	TN	10204	(615) 896-6133	54,957,308	34,906,297	20,051,011	0	CI MT PI VE
CONSUMERS LIFE INS CO	OH	62375	(216) 687-7000	39,708,104	20,037,344	19,670,760	0	DI LI
CONTINENTAL AMERICAN INS CO	SC	71730	(803) 256-6265	382,392,646	244,393,613	137,999,033	5,880,531	DI LI
CONTINENTAL ASSURANCE CO	IL	62413	(312) 822-5000	2,937,872,435	2,340,563,576	597,308,859	417,061	DI LI
CONTINENTAL CASUALTY CO	IL	20443	(312) 822-5000	42,642,332,621	31,505,633,012	11,136,699,609	73,142,729	CW DI MT PI SU VE
CONTINENTAL GENERAL INS CO	OH	71404	(513) 357-3300	238,444,564	215,670,221	22,774,343	595,661	DI LI
CONTINENTAL HERITAGE INS CO	FL	39551	(440) 229-3420	7,765,310	551,297	7,214,013	4,433	SU
CONTINENTAL INDEMNITY CO	IA	28258	(402) 827-3424	129,067,890	75,302,721	53,765,169	0	CW MT PI SU VE
CONTINENTAL INS CO, THE	PA	35289	(312) 822-5000	2,345,533,197	978,673,206	1,366,859,991	4,792,669	CW DI MT PI SU VE
CONTINENTAL LIFE INS CO OF BRENTWOOD, TN	TN	68500	(800) 264-4000	205,568,182	108,603,062	96,965,120	484,264	DI LI
CONTINENTAL RISK UNDERWRITERS RRG, INC	NV	15204	(800) 226-0793	799,523	88,315	711,208	0	CI
CONTINENTAL WESTERN INS CO	IA	10804	(515) 473-3000	200,330,522	114,874,620	85,455,904	5,568,164	CW MT PI SU VE
CONTINUING CARE RRG, INC.	SC	11798	(202) 471-5944	4,383,081	1,528,479	2,854,602	1,008,000	CI
CONTRACTORS BONDING AND INS CO	WA	37206	(309) 692-1000	195,534,458	84,042,835	111,491,623	8,521,326	CI MT PI SU VE
CONTRACTORS INS CO OF NORTH AMERICA, INC., A RRG	HI	11603	(808) 540-4315	44,051,959	26,018,726	18,033,232	407,328	CI
COPIC INS CO	CO	11860	(720) 858-6000	524,952,908	264,371,550	260,581,358	0	CI
COPIC, A RRG	DC	14906	(800) 872-7475	558,852	33,619	525,233	0	CI
COPPERPOINT AMERICAN INS CO	AZ	13751	(602) 631-2000	7,195,708	1,789,395	5,406,313	16,187,886	CW PI SU VE
COPPERPOINT CASUALTY INS CO	AZ	13210	(602) 631-2000	7,312,779	2,167,813	5,144,966	20,765,108	CW PI SU VE
COPPERPOINT GENERAL INS CO	AZ	13043	(602) 631-2000	15,568,994	5,089,228	10,479,766	47,266,783	CW PI SU VE
COPPERPOINT INDEMNITY INS CO	AZ	13928	(602) 631-2000	7,419,719	2,611,832	4,807,887	20,056,779	CW PI SU VE

Company Name Abbreviations:

CO = COMPANY CORP = CORPORATION INS = INSURANCE RRG = RISK RETENTION GROUP

Authorized Lines:

CE = CERTIFICATE OF EXEMPTION (WITH LINES OF AUTHORITY)

CI = CASUALTY CP = CAPTIVE INSURER CW = CASUALTY WITH WORKERS' COMPENSATION DI = DISABILITY DS = DENTAL SERVICE

HC = HEALTH CARE SERVICES ORGANIZATION HS = HOSPITAL SERVICE LC = LIFE CARE PROVIDER LP = LIFE CARE PROVIDER PROVISIONAL PERMIT

LI = LIFE LR = LIFE AND DISABILITY REINSURANCE MG = MORTGAGE GUARANTY MR = MECHANICAL REIMBURSEMENT REINSURANCE MS = MEDICAL SERVICE

MT = MARINE AND TRANSPORTATION OS = OPTOMETRIC SERVICE PD = PREPAID DENTAL PLAN PI = PROPERTY PL = PREPAID LEGAL

RG = DOMESTIC RISK RETENTION GROUP SU = SURETY TI = TITLE UR = UNAFFILIATED CREDIT LIFE AND DISABILITY REINSURANCE VA = VARIABLE ANNUITY

VE = VEHICLE VL = VARIABLE LIFE

Financial information is as of 12/31/2013 unless alternative fiscal year end is indicated.

† Fiscal year financial information due August 1 or November 1, 2014 pursuant to A.R.S. § 20-1083.

‡ Financial information was not required during this period or is not available due to regulatory action or notification of merger or withdrawal.

* DBA (Doing Business As)

INSURERS AUTHORIZED IN ARIZONA AS OF DECEMBER 31, 2013 - (continued)

NAME	DOMICILE	NAIC #	TELEPHONE	ASSETS	LIABILITIES	CAPITAL & SURPLUS	ARIZONA PREMIUMS	AUTHORIZED LINES
COPPERPOINT MUTUAL INS CO	AZ	14216	(602) 631-2000	3,536,174,004	2,349,932,878	1,186,241,126	70,971,035	CW PI SU VE
COPPERPOINT NATIONAL INS CO	AZ	13929	(602) 631-2000	7,164,778	2,125,711	5,039,067	13,858,170	CW PI SU VE
COPPERPOINT PREMIER INS CO	AZ	12741	(602) 631-2000	20,398,659	586,020	19,812,639	6,459,490	CW PI SU VE
COPPERPOINT WESTERN INS CO	AZ	13209	(602) 631-2000	7,876,148	2,626,983	5,249,165	24,485,746	CW PI SU VE
COREPOINTE INS CO	MI	10499	(800) 782-9164	225,293,066	91,557,471	133,735,595	610,080	CW MT PI SU VE
CORNERSTONE NATIONAL INS CO	MO	10783	(573) 817-2481	39,737,915	28,998,846	10,739,069	230,878	CI PI VE
CORVESTA LIFE INS CO	AZ	78301	(540) 776-8100	9,239,697	1,567,530	7,672,167	22,036	DI LI
COUNTRY CASUALTY INS CO	IL	20982	(309) 821-3000	77,731,610	10,753,955	66,977,655	243,404	CW MT PI SU VE
COUNTRY INVESTORS LIFE ASSURANCE CO	IL	94218	(309) 821-3000	286,944,835	113,552,093	173,392,743	1,761,353	DI LI VA VL
COUNTRY LIFE INS CO	IL	62553	(309) 821-3000	10,262,624,666	9,166,365,989	1,096,258,677	11,708,658	DI LI
COUNTRY MUTUAL INS CO	IL	20990	(309) 821-3000	4,150,272,831	2,324,735,886	1,825,536,945	24,654,815	CW MT PI SU VE
COUNTRY PREFERRED INS CO	IL	21008	(309) 821-3000	189,367,454	123,639,902	65,727,552	22,778,851	CW MT PI SU VE
COUNTY REINSURANCE CO	AZ	14381	(602) 254-5866	Financial Information Not Available †				UR
COURTESY INS CO	FL	26492	(954) 429-2400	686,487,618	378,042,921	308,444,697	557,817	CI MT SU
COVENTRY HEALTH AND LIFE INS CO	MO	81973	(717) 671-2474	1,162,540,192	576,658,220	585,881,970	1,619,149	DI LI
CPA MUTUAL INS. CO. OF AMERICA RRG	VT	10164	(802) 658-9466	23,684,385	14,191,728	9,492,657	130,032	CI
CRANBROOK INS CO	TX	29033	Name changed 9/28/11, now known as ATAIN INS CO					
CRESTBROOK INS CO	OH	18961	(614) 249-7111	100,394,739	570,985	99,823,754	0	CW MT PI SU VE
CROATIAN FRATERNAL UNION OF AMERICA	PA	56634	(412) 351-3909	416,254,007	386,911,827	29,342,180	30,562	DI LI
CROSSFIT RRG, INC.	MT	13720	(808) 988-3215	3,741,904	2,160,843	1,581,061	69,396	CI
CRUM & FORSTER INDEMNITY CO	DE	31348	(973) 490-6600	46,042,384	30,307,227	15,735,157	246,984	CW MT PI SU VE
CRUM & FORSTER SPECIALTY INS CO	AZ	44520	(973) 490-6929	58,505,613	11,865,223	46,640,390	206,603	CW DI MT PI SU VE
CRUSADER INS CO	CA	14010	(818) 591-9800	117,015,242	55,604,076	61,411,166	0	CI DI MT PI SU VE
CSE SAFEGUARD INS CO	CA	18953	(925) 817-6300	89,637,532	51,059,635	38,577,894	2,148,125	CI MT PI SU VE
CSI LIFE INS CO	NE	82880	(402) 397-1111	18,090,316	3,813,782	14,276,534	7,090	DI LI
CUMIS INS SOCIETY, INC.	IA	10847	(608) 238-5851	1,637,594,165	1,015,857,066	621,737,099	5,047,908	CI DI MT PI SU VE
CYPRESS INS CO	FY Ending 06/30/2013 AZ	14295	(602) 512-2110	Financial Information Not Available				CP
DAILY UNDERWRITERS OF AMERICA	PA	35483	(717) 243-5757	36,015,342	11,057,714	24,957,628	721,067	CI DI MT VE
DAIRYLAND INS CO	WI	21164	(715) 346-6000	1,163,189,493	691,525,167	471,664,326	3,345,580	CI SU VE
DAKOTA HOMESTEAD TITLE INS CO	SD	50020	(605) 336-0388	3,741,374	1,415,834	2,325,540	0	TI
DAKOTA TRUCK UNDERWRITERS	SD	34924	(605) 361-4142	100,092,571	60,915,921	39,176,650	0	CW SU VE
DALLAS AUTOMOTIVE LIFE INS, INC.	AZ	98965	(602) 439-4322	264,586	53,852	210,732	0	LR
DALLAS MECHANICAL INS CO	AZ	34045	(602) 439-4322	1,366,162	383,130	983,032	0	MR
DALLAS NATIONAL INS CO	DE	32271	Name changed 7/26/13, now known as FREESTONE INS CO					
DARWIN NATIONAL ASSURANCE CO	DE	16624	(860) 284-1300	689,271,654	325,237,562	364,034,089	4,920,691	CI MT PI SU VE
DB SELECTIVE INS GROUP, INC.	AZ	---	(808) 521-0730	Financial Information Not Available				CP
DEALERS ASSURANCE CO	OH	16705	(800) 282-8913	80,714,715	29,936,639	50,778,076	787,672	CI
DEARBORN NATIONAL LIFE INS CO	IL	71129	(630) 824-6500	2,324,085,733	1,884,383,259	439,702,474	5,301,478	DI LI VA
DEERFIELD INS CO	IL	37184	(847) 572-6000	108,875,900	48,624,179	60,251,721	1,467,319	CI MT PI SU
DEGREE OF HONOR PROTECTIVE ASSOCIATION	MN	57088	(651) 228-7600	211,396,814	204,998,741	6,398,073	36,616	DI LI

Company Name Abbreviations:

CO = COMPANY CORP = CORPORATION INS = INSURANCE RRG = RISK RETENTION GROUP

Authorized Lines:

CE = CERTIFICATE OF EXEMPTION (WITH LINES OF AUTHORITY)
 CI = CASUALTY CP = CAPTIVE INSURER CW = CASUALTY WITH WORKERS' COMPENSATION DI = DISABILITY DS = DENTAL SERVICE
 HC = HEALTH CARE SERVICES ORGANIZATION HS = HOSPITAL SERVICE LC = LIFE CARE PROVIDER LP = LIFE CARE PROVIDER PROVISIONAL PERMIT
 LI = LIFE LR = LIFE AND DISABILITY REINSURANCE MG = MORTGAGE GUARANTY MR = MECHANICAL REIMBURSEMENT REINSURANCE MS = MEDICAL SERVICE
 MT = MARINE AND TRANSPORTATION OS = OPTOMETRIC SERVICE PD = PREPAID DENTAL PLAN PI = PROPERTY PL = PREPAID LEGAL
 RG = DOMESTIC RISK RETENTION GROUP SU = SURETY TI = TITLE UR = UNAFFILIATED CREDIT LIFE AND DISABILITY REINSURANCE VA = VARIABLE ANNUITY
 VE = VEHICLE VL = VARIABLE LIFE

Financial information is as of 12/31/2013 unless alternative fiscal year end is indicated.

† Fiscal year financial information due August 1 or November 1, 2014 pursuant to A.R.S. § 20-1083.

‡ Financial information was not required during this period or is not available due to regulatory action or notification of merger or withdrawal.

* DBA (Doing Business As)

INSURERS AUTHORIZED IN ARIZONA AS OF DECEMBER 31, 2013 - (continued)

NAME	DOMICILE	NAIC #	TELEPHONE	ASSETS	LIABILITIES	CAPITAL & SURPLUS	ARIZONA PREMIUMS	AUTHORIZED LINES
DELAWARE AMERICAN LIFE INS CO	DE	62634	(813) 983-4100	137,108,861	62,848,267	74,260,594	31,025	DI LI
DELTA DENTAL INS CO	DE	81396	(717) 766-8500	185,800,189	98,906,304	86,893,885	0	DI
DELTA DENTAL OF ARIZONA *	AZ	53597	(602) 588-3617	50,673,705	9,009,456	41,664,249	50,719,023	DS OS
DENTEGRA INS CO	DE	73474	(717) 766-8500	42,115,931	11,316,643	30,799,288	5,030,512	DI LI
DENTISTS BENEFITS INS CO	OR	18813	(503) 227-5071	18,341,279	6,373,893	11,967,386	427,927	CI PI
DENTISTS INS CO, THE	CA	40975	(916) 443-4501	308,016,878	133,904,511	174,112,367	349,785	CI MT PI SU
DEPOSITORS INS CO	IA	42587	(614) 249-1545	247,142,313	210,825,896	36,316,417	22,646,802	CW MT PI VE
DEVELOPERS SURETY AND INDEMNITY CO	IA	12718	(949) 263-3300	123,509,966	47,695,277	75,814,689	1,283,091	CI MT PI SU VE
DEVELOPMENT INS GROUP, INC.	AZ	15062	(808) 521-0730	Financial Information Not Available				CP
DIAMOND STATE INS CO	IN	42048	(610) 664-1500	172,990,119	121,232,190	51,757,929	1,056,881	CW DI MT PI SU VE
DIRECT GENERAL LIFE INS CO	SC	97705	(615) 399-4700	23,844,603	9,807,662	14,036,941	0	DI LI
DIRECT LIFE INS CO	GA	71919	(615) 399-4700	3,373,919	18,599	3,355,320	0	DI LI
DIRECT NATIONAL INS CO	AR	23736	(615) 399-4700	16,554,586	9,753,057	6,801,529	0	CI VE
DISCOVER PROPERTY & CASUALTY INS CO	CT	36463	(860) 277-0111	140,430,209	76,045,261	64,384,948	842,056	CW DI MT PI SU VE
DIVERSIFIED INS CO	FY Ending 06/30/2013 AZ	15065	(602) 427-3226	Financial Information Not Available				CP
DMG INS CO, INC.	AZ	14333	(602) 337-6302	Financial Information Not Available				CP
DOCTOR'S & SURGEONS NATIONAL RRG, INC.	KY	13018	(770) 822-2696	10,976,447	8,853,356	2,123,091	81,487	CI
DOCTORS CO RRG, A RECIPROCAL EXCHANGE (THE)	DC	14347	(707) 226-0289	Financial Information Not Available ‡				CI
DOCTORS' CO, AN INTERINSURANCE EXCHANGE, THE	CA	34495	(707) 226-0100	3,313,221,939	1,581,532,888	1,731,689,051	4,874,839	CI DI MT
DOCTORS' LIFE INS CO, THE	CA	92444	(707) 226-0100	16,987,564	9,106,786	7,880,778	0	DI LI
DORINCO REINSURANCE CO	MI	33499	(989) 636-0047	1,571,415,880	1,041,871,744	529,544,136	122,275	CI MT PI VE
DSM USA INS CO, INC.	PA	67636	(617) 886-1000	7,692,618	152,815	7,539,803	0	DI LI
DUPAGE LIFE INS CO	AZ	60043	(847) 948-8988	166,616	9,813	156,803	0	LR
EAGLE INS CO	AZ	73687	(931) 484-8411	Financial Information Not Available †				UR
EAGLE LIFE INS CO	IA	13183	(515) 221-0002	188,713,728	149,201,473	39,512,256	0	DI LI
EAGLE WEST INS CO	CA	12890	(831) 649-1155	115,052,767	68,830,258	46,222,509	4,848,207	CI MT PI VE
EARL GREY INS CO, INC.	AZ	14412	(602) 648-4040	Financial Information Not Available				CP
EAST ARKANSAS GEM LIFE INS CO	AZ	98523	(602) 254-5866	Financial Information Not Available †				UR
EASTERN ADVANTAGE ASSURANCE CO	PA	13019	(855) 533-3444	33,755,075	22,321,538	11,433,537	0	CW
EASTERN ALLIANCE INS CO	PA	10724	(855) 533-3444	221,192,998	140,898,955	80,294,043	0	CW
EASTERN ATLANTIC INS CO	PA	28649	(717) 561-4480	57,932,646	26,124,473	31,808,173	0	CI MT PI SU VE
EASTGUARD INS CO	PA	14702	(800) 673-2465	81,715,857	48,845,116	32,870,741	22,451	CW DI MT PI SU VE
ECHELON PROPERTY & CASUALTY INS CO	IL	11702	(312) 654-6161	10,600,484	4,713,345	5,887,139	1,772,427	CI MT PI VE
ECOLE INS CO	AZ	13601	(602) 648-4040	8,702,760	1,554,805	7,147,955	643,566	CW
ECONOMY FIRE & CASUALTY CO	IL	22926	(401) 827-2563	456,314,753	93,525,316	362,789,437	0	CI MT PI VE
ECONOMY PREFERRED INS CO	IL	38067	(401) 827-2563	28,800,126	18,596,098	10,204,028	6,343,624	CI MT PI VE
ECONOMY PREMIER ASSURANCE CO	IL	40649	(401) 827-2563	86,418,699	42,210,327	44,208,372	1,072,458	CI MT PI SU VE
EDUCATORS HEALTH PLANS LIFE, ACCIDENT & HEALTH, INC.	UT	12515	(801) 262-7476	12,618,542	5,589,644	7,028,898	2,533,528	DI
EDUCATORS LIFE INS CO OF AMERICA	IL	62790	(217) 789-2500	390,710,285	16,714,514	373,995,772	0	DI LI
ELAN LIFE INS CO	AZ	78905	(314) 418-8664	15,356,391	510,929	14,845,462	0	LR

Company Name Abbreviations:

CO = COMPANY CORP = CORPORATION INS = INSURANCE RRG = RISK RETENTION GROUP

Authorized Lines:

CE = CERTIFICATE OF EXEMPTION (WITH LINES OF AUTHORITY)

CI = CASUALTY CP = CAPTIVE INSURER CW = CASUALTY WITH WORKERS' COMPENSATION DI = DISABILITY DS = DENTAL SERVICE

HC = HEALTH CARE SERVICES ORGANIZATION HS = HOSPITAL SERVICE LC = LIFE CARE PROVIDER LP = LIFE CARE PROVIDER PROVISIONAL PERMIT

LI = LIFE LR = LIFE AND DISABILITY REINSURANCE MG = MORTGAGE GUARANTY MR = MECHANICAL REIMBURSEMENT REINSURANCE MS = MEDICAL SERVICE

MT = MARINE AND TRANSPORTATION OS = OPTOMETRIC SERVICE PD = PREPAID DENTAL PLAN PI = PROPERTY PL = PREPAID LEGAL

RG = DOMESTIC RISK RETENTION GROUP SU = SURETY TI = TITLE UR = UNAFFILIATED CREDIT LIFE AND DISABILITY REINSURANCE VA = VARIABLE ANNUITY

VE = VEHICLE VL = VARIABLE LIFE

Financial information is as of 12/31/2013 unless alternative fiscal year end is indicated.

† Fiscal year financial information due August 1 or November 1, 2014 pursuant to A.R.S. § 20-1083.

‡ Financial information was not required during this period or is not available due to regulatory action or notification of merger or withdrawal.

* DBA (Doing Business As)

INSURERS AUTHORIZED IN ARIZONA AS OF DECEMBER 31, 2013 - (continued)

NAME	DOMICILE	NAIC #	TELEPHONE	ASSETS	LIABILITIES	CAPITAL & SURPLUS	ARIZONA PREMIUMS	AUTHORIZED LINES
ELCO MUTUAL LIFE AND ANNUITY	IL	84174	(847) 295-6000	362,774,542	322,007,339	40,767,203	15,206,529	DI LI
ELECTRIC COOPERATIVE LIFE INS CO	AZ	79782	(703) 907-5500	1,952,938	466,922	1,486,016	0	LR
ELECTRIC INS CO	MA	21261	(978) 921-2080	1,448,715,389	926,155,536	522,559,854	6,875,541	CW DI MT PI SU VE
ELITE TRANSPORTATION RRG, INC.	AZ	10125	(941) 955-0793	11,087,083	8,984,924	2,102,159	0	RG
EMBASSY INS CORP	AZ	14675	(303) 388-5688	Financial Information Not Available				CP
EMC NATIONAL LIFE CO	IA	62928	(515) 237-2000	1,030,170,282	942,234,605	87,935,677	657,477	DI LI
EMC PROPERTY & CASUALTY CO	IA	25186	(515) 280-2511	150,587,688	75,558,123	75,029,565	0	CW MT PI VE
EMCASCO INS CO	IA	21407	(515) 280-2511	407,758,646	292,967,686	114,790,959	4,037,077	CW MT PI SU VE
EMERGENCY MEDICINE PROFESSIONAL ASSURANCE CO RRG	NV	12003	(202) 741-5944	22,604,860	15,846,115	6,758,745	0	CI
EMERGENCY PHYSICIANS INS CO RRG	NV	11714	(916) 772-2080	39,493,411	29,515,448	9,977,964	0	CI
EMPHESYS INS CO	TX	88595	(502) 580-1000	4,444,360	101,694	4,342,666	49,536	DI LI
EMPIRE FIRE AND MARINE INS CO	NE	21326	(847) 605-6000	90,777,902	42,615,415	48,162,487	13,544,209	CI DI MT PI SU VE
EMPLOYEES LIFE CO (MUTUAL)	IL	84174	Name changed 3/8/13, now known as ELCO MUTUAL LIFE AND ANNUITY					
EMPLOYERS ASSURANCE CO	FL	25402	(775) 327-2700	548,704,166	351,889,992	196,814,174	3,379,483	CW
EMPLOYERS COMPENSATION INS CO	CA	11512	(775) 327-2700	1,712,254,778	1,413,293,993	298,960,785	923,473	CW
EMPLOYERS DENTAL SERVICES, INC.	AZ	53090	(520) 696-4343	5,800,680	1,419,035	4,381,645	10,777,081	PD
EMPLOYERS' FIRE INS CO, THE	MA	20648	(781) 332-7000	19,383,524	33,146	19,350,378	30,716	CW DI MT PI SU VE
EMPLOYERS INS CO OF NEVADA	NV	10640	(775) 327-2700	2,181,986,415	1,867,283,670	314,702,745	0	CW
EMPLOYERS INS CO OF WAUSAU	WI	21458	(617) 357-9500	5,599,777,330	4,316,041,606	1,283,735,724	2,818,210	CW DI MT PI SU VE
EMPLOYERS MUTUAL CASUALTY CO	IA	21415	(515) 280-2511	2,537,980,901	1,416,094,407	1,121,886,494	19,841,639	CW MT PI SU VE
EMPLOYERS PREFERRED INS CO	FL	10346	(775) 327-2700	673,058,632	419,075,651	253,982,981	2,146,103	CW
EMPLOYERS REASSURANCE CORP	KS	68276	(913) 982-3700	11,002,612,473	9,777,828,319	1,224,784,154	0	DI LI
ENCOMPASS INDEMNITY CO	IL	15130	(847) 402-5000	26,230,561	1,274,395	24,956,166	3,097,907	CI MT PI VE
ENCOMPASS INS CO OF AMERICA	IL	10071	(847) 402-5000	21,710,335	768,847	20,941,488	9,592,565	CI MT PI VE
ENCOMPASS PROPERTY AND CASUALTY CO	IL	10072	(847) 402-5000	10,541,402	342,810	10,198,592	22,607,438	CI MT PI VE
ENDURANCE AMERICAN INS CO	DE	10641	(212) 209-6500	1,313,789,478	1,066,302,389	247,487,089	852,850	CW MT PI SU VE
ENDURANCE REINSURANCE CORP OF AMERICA	DE	11551	(914) 468-8000	1,489,693,828	860,645,068	629,048,760	26,171	CW DI MT PI SU VE
ENTERPRISE INDEMNITY CAPTIVE INS CO, INC.	AZ	14352	(602) 337-6302	Financial Information Not Available				CP
ENTERPRISE LIFE INS CO	TX	89087	(817) 878-3300	17,011,084	3,157,816	13,853,268	585,198	DI LI
ENTITLE INS CO	OH	51632	(216) 524-3400	18,991,462	5,683,624	13,307,838	5,260	TI
ENUMCLAW PROPERTY AND CASUALTY INS CO	WA	11232	(360) 825-2591	8,658,097	897,887	7,760,210	0	CI MT PI SU VE
ENVISION INS CO	OH	12747	(330) 405-8089	309,556,322	284,092,012	25,464,310	4,356,854	DI
EPIC LIFE INS CO, THE	WI	64149	(608) 223-2100	61,822,495	30,181,818	31,640,677	0	DI LI
EQUITABLE AGENTS REINSURANCE CO	AZ	87220	(602) 254-5866	32,702,124	22,989,232	9,712,892	0	LR
EQUITABLE LIFE & CASUALTY INS CO	UT	62952	(801) 579-3400	275,845,901	236,731,855	39,114,046	6,464,480	DI LI
EQUITRUST LIFE INS CO	IL	62510	(317) 816-9038	12,615,488,659	11,769,262,695	846,225,964	97,768,721	LI VA VL
EQUITY INS CO	TX	28746	(254) 776-4521	77,330,696	47,543,332	29,787,364	5,689	CI MT PI VE
ESCOBA INS CO	FY Ending 11/30/2013 AZ	14334	(602) 427-3200	Financial Information Not Available				CP
ESSENT GUARANTY, INC.	PA	13634	(610) 386-2392	546,787,934	200,381,588	346,406,346	5,601,750	MG
ESSENTIA INS CO	MO	37915	(804) 527-2700	73,809,194	47,779,194	26,030,000	5,361,814	CI MT PI SU VE

Company Name Abbreviations:

CO = COMPANY CORP = CORPORATION INS = INSURANCE RRG = RISK RETENTION GROUP

Authorized Lines:

CE = CERTIFICATE OF EXEMPTION (WITH LINES OF AUTHORITY)
 CI = CASUALTY CP = CAPTIVE INSURER CW = CASUALTY WITH WORKERS' COMPENSATION DI = DISABILITY DS = DENTAL SERVICE
 HC = HEALTH CARE SERVICES ORGANIZATION HS = HOSPITAL SERVICE LC = LIFE CARE PROVIDER LP = LIFE CARE PROVIDER PROVISIONAL PERMIT
 LI = LIFE LR = LIFE AND DISABILITY REINSURANCE MG = MORTGAGE GUARANTY MR = MECHANICAL REIMBURSEMENT REINSURANCE MS = MEDICAL SERVICE
 MT = MARINE AND TRANSPORTATION OS = OPTOMETRIC SERVICE PD = PREPAID DENTAL PLAN PI = PROPERTY PL = PREPAID LEGAL
 RG = DOMESTIC RISK RETENTION GROUP SU = SURETY TI = TITLE UR = UNAFFILIATED CREDIT LIFE AND DISABILITY REINSURANCE VA = VARIABLE ANNUITY
 VE = VEHICLE VL = VARIABLE LIFE

Financial information is as of 12/31/2013 unless alternative fiscal year end is indicated.

† Fiscal year financial information due August 1 or November 1, 2014 pursuant to A.R.S. § 20-1083.

‡ Financial information was not required during this period or is not available due to regulatory action or notification of merger or withdrawal.

* DBA (Doing Business As)

INSURERS AUTHORIZED IN ARIZONA AS OF DECEMBER 31, 2013 - (continued)

NAME	DOMICILE	NAIC #	TELEPHONE	ASSETS	LIABILITIES	CAPITAL & SURPLUS	ARIZONA PREMIUMS	AUTHORIZED LINES
ESURANCE INS CO	WI	25712	(415) 875-4500	196,025,065	8,392,854	187,632,211	2,259,606	CI MT PI VE
ESURANCE INS CO OF NEW JERSEY	WI	21741	(415) 875-4500	14,652,972	3,224,443	11,428,529	0	CI MT PI SU VE
ESURANCE PROPERTY AND CASUALTY INS CO	CA	30210	(415) 875-4500	91,140,705	62,252,809	28,887,896	21,240,095	CI MT PI VE
EULER HERMES NORTH AMERICA INS CO	MD	20516	(410) 753-0718	385,237,068	247,674,160	137,562,908	1,071,508	CI SU
EVERENCE ASSOCIATION, INC.	IN	57991	(574) 533-9511	406,191,138	318,012,062	88,179,076	367,639	DI LI
EVERENCE INS CO	IN	74209	(574) 533-9511	25,326,917	12,005,539	13,321,378	0	DI LI
EVEREST NATIONAL INS CO	DE	10120	(908) 604-3000	640,416,006	533,105,626	107,310,380	3,533,436	CW DI MT PI SU VE
EVEREST REINSURANCE CO	DE	26921	(908) 604-3000	9,288,410,914	6,474,074,024	2,814,336,890	1,112,529	CW DI MT PI SU VE
EVERGREEN LIFE INS CO	TX	83232	(201) 567-6800	1,602,192	3,710	1,598,482	0	LI
EVERGREEN NATIONAL INDEMNITY CO	OH	12750	(440) 229-3420	47,613,215	13,752,355	33,860,860	92,329	CI MT PI SU
EVERGREEN USA RRG, INC.	VT	38466	(802) 862-4400	15,903,869	9,267,407	6,636,462	65,316	CI VE
EVERSPAN FINANCIAL GUARANTEE CORP.	WI	24961	(212) 668-0340	217,194,190	3,601,743	213,592,447	0	SU
EXCALIBUR REINSURANCE CORP	PA	39675	(215) 665-5000	47,631,365	47,404,399	226,966	0	CI MT PI SU VE
EXECUTIVE LIFE INS CO OF NEW YORK	NY	61913	(516) 931-6400	Financial Information Not Available ‡				REHABILITATION
EXECUTIVE RISK INDEMNITY INC.	DE	35181	(860) 408-2000	2,977,323,104	1,758,697,609	1,218,625,495	880,159	CI MT PI SU VE
EXPLORER INS CO	CA	40029	(858) 350-2400	219,998,058	157,632,448	62,365,610	53,684	CW DI MT PI SU VE
EXPRESS SCRIPTS INS CO	AZ	60025	(866) 332-5455	240,256,441	179,850,786	60,405,655	0	DI LI
EYEMED INS CO	AZ	14421	(602) 427-3200	Financial Information Not Available				CP
F & M REINSURANCE CO	AZ	14382	(602) 254-5866	Financial Information Not Available †				UR
FACTORY MUTUAL INS CO	RI	21482	(401) 275-3000	13,795,712,203	4,642,256,727	9,153,455,476	35,225,234	CI MT PI SU VE
FAIR AMERICAN INS AND REINSURANCE CO	NY	35157	(212) 365-2200	254,761,721	24,146,623	230,615,097	312,787	CW DI MT PI SU VE
FAIRMONT INS CO	CA	18864	(603) 656-2233	26,500,643	13,100,316	13,400,327	0	CW MT PI SU VE
FAIRMONT PREMIER INS CO	CA	25518	(603) 656-2233	123,209,997	20,275,833	102,934,164	0	CW DI MT PI SU VE
FAIRMONT SPECIALTY INS CO	CA	24384	(603) 656-2233	144,839,110	67,415,859	77,423,251	0	CW DI MT PI SU VE
FAIRWAY INS, INC.	AZ	14307	(602) 952-9532	Financial Information Not Available				CP
FAIRWAY PHYSICIANS INS CO, A RRG	DC	11840	(602) 952-9532	26,952,270	21,712,318	5,239,952	589,733	CI
FAMILY BENEFIT LIFE INS CO	MO	70742	(573) 636-3181	62,342,107	50,868,964	11,473,143	3,433	LI
FAMILY HERITAGE LIFE INS CO OF AMERICA	OH	77968	(440) 922-5200	641,538,774	574,634,072	66,904,702	4,129,956	DI LI
FAMILY LIFE INS CO	TX	63053	(800) 669-9030	147,570,346	115,650,564	31,919,782	1,223,866	DI LI
FAMILY SERVICE LIFE INS CO	TX	74004	(212) 598-8829	393,058,126	366,098,770	26,959,356	456	LI
FARM BUREAU LIFE INS CO	IA	63088	(515) 225-5400	7,722,959,379	7,230,509,305	492,450,074	16,303,496	DI LI VA VL
FARM BUREAU PROPERTY & CASUALTY INS CO	IA	13773	(515) 225-5400	1,931,348,472	1,129,095,240	802,253,232	53,473,663	CI MT PI SU VE
FARMERS AUTOMOBILE INS ASSOCIATION, THE	IL	24201	(309) 346-1161	1,153,521,370	655,721,976	497,799,395	0	CW MT PI SU VE
FARMERS INS CO OF ARIZONA	AZ	21598	(602) 333-5744	37,708,599	33,474,632	4,233,967	403,271,101	CI DI MT PI SU VE
FARMERS INS EXCHANGE	CA	21652	(213) 932-3200	15,557,125,672	11,677,404,569	3,879,721,103	117,863,762	CW DI MT PI SU VE
FARMERS NEW WORLD LIFE INS CO	WA	63177	(206) 232-8400	7,140,964,378	6,574,373,324	566,591,054	39,031,021	DI LI VA VL
FARMERS SPECIALTY INS CO	MI	43699	(616) 942-3000	16,522,012	180,354	16,341,658	0	CI MT PI VE
FARMINGTON CASUALTY CO	CT	41483	(860) 277-0111	1,000,645,073	713,216,233	287,428,840	7,772,048	CW DI MT PI SU VE
FARMLAND MUTUAL INS CO	IA	13838	(614) 249-1545	485,219,229	319,194,112	166,025,117	1,540,312	CW MT PI SU VE
FCB REINSURANCE CO	AZ	14379	(602) 254-5866	Financial Information Not Available †				UR

Company Name Abbreviations:

CO = COMPANY CORP = CORPORATION INS = INSURANCE RRG = RISK RETENTION GROUP

Authorized Lines:

CE = CERTIFICATE OF EXEMPTION (WITH LINES OF AUTHORITY)

CI = CASUALTY CP = CAPTIVE INSURER CW = CASUALTY WITH WORKERS' COMPENSATION DI = DISABILITY DS = DENTAL SERVICE

HC = HEALTH CARE SERVICES ORGANIZATION HS = HOSPITAL SERVICE LC = LIFE CARE PROVIDER LP = LIFE CARE PROVIDER PROVISIONAL PERMIT

LI = LIFE LR = LIFE AND DISABILITY REINSURANCE MG = MORTGAGE GUARANTY MR = MECHANICAL REIMBURSEMENT REINSURANCE MS = MEDICAL SERVICE

MT = MARINE AND TRANSPORTATION OS = OPTOMETRIC SERVICE PD = PREPAID DENTAL PLAN PI = PROPERTY PL = PREPAID LEGAL

RG = DOMESTIC RISK RETENTION GROUP SU = SURETY TI = TITLE UR = UNAFFILIATED CREDIT LIFE AND DISABILITY REINSURANCE VA = VARIABLE ANNUITY

VE = VEHICLE VL = VARIABLE LIFE

Financial information is as of 12/31/2013 unless alternative fiscal year end is indicated.

† Fiscal year financial information due August 1 or November 1, 2014 pursuant to A.R.S. § 20-1083.

‡ Financial information was not required during this period or is not available due to regulatory action or notification of merger or withdrawal.

* DBA (Doing Business As)

INSURERS AUTHORIZED IN ARIZONA AS OF DECEMBER 31, 2013 - (continued)

NAME	DOMICILE	NAIC #	TELEPHONE	ASSETS	LIABILITIES	CAPITAL & SURPLUS	ARIZONA PREMIUMS	AUTHORIZED LINES
FCCI INS CO	FL	10178	(941) 907-3224	1,628,874,307	1,076,759,622	552,114,685	0	CW MT PI SU VE
FEDERAL INS CO	IN	20281	(908) 903-2000	31,761,349,603	17,020,037,687	14,741,311,916	65,633,962	CW DI MT PI SU VE
FEDERAL LIFE INS CO (MUTUAL)	IL	63223	(847) 520-1900	228,237,303	210,249,589	17,987,714	335,347	DI LI
FEDERATED LIFE INS CO	MN	63258	(507) 455-5200	1,435,523,642	1,141,978,577	293,545,066	1,681,265	DI LI
FEDERATED MUTUAL INS CO	MN	13935	(507) 455-5200	4,523,516,730	2,005,260,489	2,518,256,241	7,545,809	CW DI MT PI SU VE
FEDERATED RURAL ELECTRIC INS EXCHANGE	KS	11118	(913) 541-0150	458,795,940	305,460,406	153,335,534	2,009,905	CW DI MT PI SU VE
FEDERATED SERVICE INS CO	MN	28304	(507) 455-5200	405,995,933	221,849,421	184,146,512	2,380,526	CW DI MT PI SU VE
FIDELITY & GUARANTY LIFE INS CO	IA	63274	(410) 895-0100	17,422,516,262	16,314,261,503	1,108,254,759	71,766,477	DI LI VA VL
FIDELITY AND DEPOSIT CO OF MARYLAND	MD	39306	(847) 605-6000	219,506,772	50,547,235	168,959,537	10,703,748	CW MT PI SU VE
FIDELITY AND GUARANTY INS CO	IA	35386	(651) 310-7911	21,599,151	2,357,224	19,241,927	78,460	CW MT PI SU VE
FIDELITY AND GUARANTY INS UNDERWRITERS, INC.	WI	25879	(651) 310-9711	170,719,503	69,726,163	100,993,340	135,242	CW DI MT PI SU VE
FIDELITY FIRST INS CO	TX	11134	<i>Name changed 12/18/13, now known as RURAL TRUST INS CO</i>					
FIDELITY INVESTMENTS LIFE INS CO	UT	93696	(401) 292-4700	22,477,420,784	21,862,699,194	614,721,590	50,410,669	DI LI VA VL
FIDELITY LIFE ASSOCIATION, A LEGAL RESERVE LIFE INS CO	IL	63290	(630) 371-1877	414,576,239	290,510,150	124,066,089	2,597,518	DI LI
FIDELITY NATIONAL INDEMNITY INS CO	TX	11523	<i>Name changed 12/7/12, now known as WRIGHT NATIONAL FLOOD INS CO</i>					
FIDELITY NATIONAL INS CO	CA	25180	<i>Name changed 10/16/13, now known as STILLWATER INS CO</i>					
FIDELITY NATIONAL PROPERTY AND CASUALTY INS CO.	NY	16578	<i>Name changed 10/1/13, now known as STILLWATER PROPERTY AND CASUALTY INS CO</i>					
FIDELITY NATIONAL TITLE INS CO	CA	51586	(904) 854-8100	1,309,240,262	842,780,219	466,460,043	32,598,720	TI
FIDELITY SECURITY LIFE INS CO	MO	71870	(816) 756-1060	819,486,462	684,220,293	135,266,169	21,424,324	DI LI
FIDUCIARIES RRG, INC.	NV	14439	(800) 226-0793	504,402	0	504,402	0	CI
FINANCIAL AMERICAN LIFE INS CO	KS	71455	(305) 234-1771	28,188,840	21,267,829	6,921,011	0	DI LI
FINANCIAL AMERICAN PROPERTY AND CASUALTY INS CO	TX	21075	(305) 234-1771	12,754,332	2,480,190	10,274,141	3,902	CI DI MT PI SU VE
FINANCIAL ASSURANCE LIFE INS CO	TX	78093	(816) 391-2000	10,718,380	1,007,911	9,710,469	1,489	LI
FINANCIAL CASUALTY & SURETY, INC.	TX	35009	(713) 522-1100	20,556,102	7,657,343	12,898,759	68,442	SU
FINANCIAL GUARANTY INS CO	NY	12815	(212) 312-3000	1,999,284,803	1,932,884,803	66,400,000	0	SU
FINANCIAL INDEMNITY CO	IL	19852	(972) 690-5500	79,401,758	53,466,975	25,934,783	295,571	CI DI MT PI SU VE
FINANCIAL PACIFIC INS CO	CA	31453	(916) 630-5000	204,950,741	123,681,951	81,268,787	213,664	CI PI SU VE
FIRE INS EXCHANGE	CA	21660	(213) 932-3200	2,254,762,187	1,533,507,997	721,254,189	0	CI MT PI SU
FIREMAN'S FUND INS CO	CA	21873	(415) 899-2000	9,843,737,123	7,365,084,683	2,478,652,440	6,468,873	CW DI MT PI SU VE
FIREMEN'S INS CO OF WASHINGTON, D.C.	DE	21784	(804) 285-2700	91,349,993	60,480,770	30,869,223	551,437	CW DI MT PI SU VE
FIRST ACCEPTANCE INS CO, INC.	TX	10336	(615) 327-4888	197,428,369	102,564,846	94,863,523	0	CI PI SU VE
FIRST ALLMERICA FINANCIAL LIFE INS CO	MA	69140	(508) 460-2400	4,205,964,291	4,051,301,605	154,662,686	143,245	DI LI
FIRST AMERICAN PROPERTY & CASUALTY INS CO	CA	37710	(714) 560-7904	95,549,918	52,006,600	43,543,318	9,051,821	CI MT PI VE
FIRST AMERICAN SPECIALTY INS CO	CA	34525	(714) 560-9704	100,298,115	54,130,603	46,167,512	0	CI MT PI VE
FIRST AMERICAN TITLE INS CO	CA	50814	(714) 250-3000	2,234,494,269	1,238,531,599	995,962,670	137,961,013	TI
FIRST CATHOLIC SLOVAK LADIES ASSOCIATION OF THE UNITED STATES OF AMERICA, THE	OH	56332	(800) 464-4642	756,406,769	665,346,029	91,060,737	87,640	LI
FIRST CATHOLIC SLOVAK UNION OF THE UNITED STATES OF AMERICA AND CANADA, THE	OH	56340	(216) 642-9406	336,431,292	313,749,681	22,681,610	325,682	LI
FIRST CITIZENS/WHITE AND ASSOCIATES INS CO	AZ	---	(602) 200-6900	Financial Information Not Available †				UR
FIRST COLONIAL INS CO	FL	29980	(904) 992-1776	380,763,369	186,937,979	193,825,390	1,155,324	CI MT PI VE

Company Name Abbreviations:

CO = COMPANY CORP = CORPORATION INS = INSURANCE RRG = RISK RETENTION GROUP

Authorized Lines:

CE = CERTIFICATE OF EXEMPTION (WITH LINES OF AUTHORITY)
 CI = CASUALTY CP = CAPTIVE INSURER CW = CASUALTY WITH WORKERS' COMPENSATION DI = DISABILITY DS = DENTAL SERVICE
 HC = HEALTH CARE SERVICES ORGANIZATION HS = HOSPITAL SERVICE LC = LIFE CARE PROVIDER LP = LIFE CARE PROVIDER PROVISIONAL PERMIT
 LI = LIFE LR = LIFE AND DISABILITY REINSURANCE MG = MORTGAGE GUARANTY MR = MECHANICAL REIMBURSEMENT REINSURANCE MS = MEDICAL SERVICE
 MT = MARINE AND TRANSPORTATION OS = OPTOMETRIC SERVICE PD = PREPAID DENTAL PLAN PI = PROPERTY PL = PREPAID LEGAL
 RG = DOMESTIC RISK RETENTION GROUP SU = SURETY TI = TITLE UR = UNAFFILIATED CREDIT LIFE AND DISABILITY REINSURANCE VA = VARIABLE ANNUITY
 VE = VEHICLE VL = VARIABLE LIFE

Financial information is as of 12/31/2013 unless alternative fiscal year end is indicated.

† Fiscal year financial information due August 1 or November 1, 2014 pursuant to A.R.S. § 20-1083.

‡ Financial information was not required during this period or is not available due to regulatory action or notification of merger or withdrawal.

* DBA (Doing Business As)

INSURERS AUTHORIZED IN ARIZONA AS OF DECEMBER 31, 2013 - (continued)

NAME	DOMICILE	NAIC #	TELEPHONE	ASSETS	LIABILITIES	CAPITAL & SURPLUS	ARIZONA PREMIUMS	AUTHORIZED LINES
FIRST CONTINENTAL LIFE & ACCIDENT INS CO	TX	64696	(281) 313-7150	7,344,581	2,822,064	4,522,517	0	DI LI
FIRST DAKOTA INDEMNITY CO	SD	10351	(605) 361-4142	40,073,441	28,710,182	11,363,259	0	CW SU
FIRST FINANCIAL INS CO	IL	11177	(336) 586-2500	533,579,628	140,108,987	393,470,641	0	CI PI SU VE
FIRST GUARD INS CO	AZ	10676	(941) 485-6210	18,933,106	652,921	18,280,185	330,432	CI MT VE
FIRST HEALTH LIFE & HEALTH INS CO	TX	90328	(630) 737-7855	505,648,992	272,309,845	233,339,147	16,561,177	DI LI
FIRST INVESTORS LIFE INS CO	NY	63495	(212) 858-8200	1,641,446,689	1,589,632,938	51,813,751	2,538,117	DI LI VA VL
FIRST LIBERTY INS CORP, THE	IL	33588	(617) 357-9500	22,880,157	721,391	22,158,766	9,956,477	CW DI MT PI SU VE
FIRST NATIONAL INS CO OF AMERICA	NH	24724	(617) 357-9500	79,664,937	26,616,790	53,048,147	324,434	CW MT PI SU VE
FIRST NATIONAL TITLE INS CO	TX	14240	(972) 588-1280	5,205,230	1,256,205	3,949,025	537,237	TI
FIRST NONPROFIT INS CO	DE	10859	(312) 715-3010	155,732,519	120,304,042	35,428,477	929,093	CW PI VE
FIRST PENN-PACIFIC LIFE INS CO	IN	67652	(260) 455-2000	1,817,414,927	1,581,823,537	235,591,390	2,791,697	DI LI VL
FIRST PROFESSIONALS INS CO, INC.	FL	33383	(904) 354-5910	464,844,676	289,812,017	175,032,659	0	CW PI
FIRST PULASKI REINSURANCE CO	AZ	60121	(602) 254-5866	Financial Information Not Available †				UR
FIRST REINSURANCE, INC.	AZ	60241	(920) 731-0400	2,020,446	10,098	2,010,348	0	UR UR UR
FIRST VOLUNTEER INS CO	AZ	86398	(931) 484-8411	Financial Information Not Available †				UR
FIRSTCOMP INS CO	NE	27626	(402) 926-0099	293,406,229	177,809,346	115,596,883	0	CW
FLORISTS' MUTUAL INS CO	IL	13978	(618) 656-4240	159,845,503	116,575,787	43,269,716	195,238	CW MT PI SU VE
FOOTHILLS LIFE INS CO	AZ	90034	(513) 943-7200	303,953	43,704	260,249	0	LR
FOR LIFE INS CO	AZ	85227	(847) 572-6860	Financial Information Not Available †				UR
FOREMOST INS CO GRAND RAPIDS, MICHIGAN	MI	11185	(616) 942-3000	1,938,558,470	908,633,775	1,029,924,695	52,816,141	CW DI MT PI SU VE
FOREMOST PROPERTY AND CASUALTY INS CO	MI	11800	(616) 942-3000	64,923,263	47,568,970	17,354,293	9,172,368	CW DI MT PI SU VE
FOREMOST SIGNATURE INS CO	MI	41513	(616) 942-3000	66,534,781	46,815,897	19,718,884	817,327	CW DI MT PI SU VE
FORETHOUGHT LIFE INS CO	IN	91642	(317) 223-2700	7,957,225,259	7,434,762,466	522,462,793	25,622,980	DI LI VA
FORT GATLIN ASSURANCE, INC.	AZ	14292	(303) 388-5688	Financial Information Not Available				CP
FORT WAYNE MEDICAL SURETY CO, RRG	AZ	12625	(602) 427-3208	4,449,382	1,986,331	2,463,051	0	RG
FORTRESS INS CO	IL	10801	(847) 384-0062	137,750,489	78,025,406	59,725,083	253,204	CI
FOUNDERS INS CO	IL	14249	(847) 768-0040	224,777,564	174,220,817	50,556,747	225,539	CI PI SU VE
FRANCHISE INS GROUP, INC.	AZ	11900	(480) 682-4985	Financial Information Not Available				CP
FRANK WINSTON CRUM INS CO	FL	11600	(727) 799-1150	43,376,549	29,063,414	14,313,135	274,541	CW
FRANKENMUTH MUTUAL INS CO	MI	13986	(989) 652-6121	1,069,339,692	624,293,749	445,045,942	0	CW MT PI SU VE
FREEDOM LIFE INS CO OF AMERICA	TX	62324	(817) 878-3300	56,195,957	33,641,707	22,554,250	3,713,484	DI LI
FREEDOM PLAZA LIFE CARE RETIREMENT COMMUNITY **	DE	14301	(623) 876-2436	27,918,000	32,394,000	(4,476,000)	0	LC
FREEDOM SPECIALTY INS CO	OH	22209	(614) 249-1545	32,879,485	20,881,222	11,998,263	309,699	CW MT PI SU VE
FREESTONE INS CO	DE	32271	(800) 533-0457	327,709,345	270,102,729	57,606,616	1,630,412	CW
FREMONT LIFE INS CO	CA	62154	(415) 676-5036	Financial Information Not Available ‡				CONSERVATORSHIP
FRIENDSHIP VILLAGE OF TEMPE **	AZ	95222	(480) 831-0880	122,390,772	148,554,967	(26,164,195)	0	LC
FSG REINSURANCE CO	AZ	14383	(602) 254-5866	Financial Information Not Available †				UR
FUNERAL DIRECTORS LIFE INS CO	TX	99775	(325) 695-3412	978,498,217	892,864,447	85,633,770	2,742,944	LI
FUSB REINSURANCE, INC.	AZ	60152	(931) 484-8411	Financial Information Not Available †				UR
FUTURAL LIFE INS CO	AZ	78549	(602) 200-6900	4,826,062	1,304,436	3,521,627	0	DI LI

Company Name Abbreviations:

CO = COMPANY CORP = CORPORATION INS = INSURANCE RRG = RISK RETENTION GROUP

Authorized Lines:

CE = CERTIFICATE OF EXEMPTION (WITH LINES OF AUTHORITY)

CI = CASUALTY CP = CAPTIVE INSURER CW = CASUALTY WITH WORKERS' COMPENSATION DI = DISABILITY DS = DENTAL SERVICE

HC = HEALTH CARE SERVICES ORGANIZATION HS = HOSPITAL SERVICE LC = LIFE CARE PROVIDER LP = LIFE CARE PROVIDER PROVISIONAL PERMIT

LI = LIFE LR = LIFE AND DISABILITY REINSURANCE MG = MORTGAGE GUARANTY MR = MECHANICAL REIMBURSEMENT REINSURANCE MS = MEDICAL SERVICE

MT = MARINE AND TRANSPORTATION OS = OPTOMETRIC SERVICE PD = PREPAID DENTAL PLAN PI = PROPERTY PL = PREPAID LEGAL

RG = DOMESTIC RISK RETENTION GROUP SU = SURETY TI = TITLE UR = UNAFFILIATED CREDIT LIFE AND DISABILITY REINSURANCE VA = VARIABLE ANNUITY

VE = VEHICLE VL = VARIABLE LIFE

Financial information is as of 12/31/2013 unless alternative fiscal year end is indicated.

† Fiscal year financial information due August 1 or November 1, 2014 pursuant to A.R.S. § 20-1083.

‡ Financial information was not required during this period or is not available due to regulatory action or notification of merger or withdrawal.

* DBA (Doing Business As)

INSURERS AUTHORIZED IN ARIZONA AS OF DECEMBER 31, 2013 - (continued)

NAME	DOMICILE	NAIC #	TELEPHONE	ASSETS	LIABILITIES	CAPITAL & SURPLUS	ARIZONA PREMIUMS	AUTHORIZED LINES
GARDEN STATE LIFE INS CO	TX	63657	(713) 538-1037	117,083,272	68,538,133	48,545,139	387,198	DI LI
GARRISON PROPERTY AND CASUALTY INS CO	TX	21253	(210) 498-8000	1,255,480,389	749,039,418	506,440,971	35,305,660	CI MT PI VE
GATEWAY INS CO	MO	28339	(847) 472-6700	37,415,410	26,165,837	11,249,572	74,641	CW MT PI SU VE
GEICO ADVANTAGE INS CO	NE	14138	(301) 986-3000	629,586,006	145,022,814	484,563,192	0	VE
GEICO CASUALTY CO	MD	41491	(301) 986-2500	2,707,239,880	1,706,255,603	1,000,984,277	189,900,439	VE
GEICO CHOICE INS CO	NE	14139	(301) 986-3000	339,501,321	102,676,573	236,824,748	0	VE
GEICO GENERAL INS CO	MD	35882	(301) 986-2500	215,672,817	92,067,357	123,605,460	136,804,672	CI DI MT PI SU VE
GEICO INDEMNITY CO	MD	22055	(301) 986-2500	7,811,195,409	4,174,876,963	3,636,318,445	56,137,244	CI PI VE
GEICO SECURE INS CO	NE	14137	(301) 986-3000	322,212,968	55,662,608	266,550,360	0	VE
GENERAL AMERICAN LIFE INS CO	MO	63665	(813) 983-4100	12,025,687,513	11,207,608,013	818,079,500	7,304,484	DI LI VA VL
GENERAL AUTOMOBILE INS CO, INC., THE	OH	13703	(615) 242-1961	45,314,934	26,277,920	19,037,014	0	VE
GENERAL CASUALTY CO OF WISCONSIN	WI	24414	(608) 837-4440	866,565,714	553,858,026	312,707,688	1,062,726	CW MT PI SU VE
GENERAL FIDELITY INS CO	SC	30007	(603) 656-2233	408,094,128	108,203,295	299,890,833	(740)	CI DI MT PI VE
GENERAL FIDELITY LIFE INS CO	SC	93521	(980) 386-3640	85,880,463	13,867,003	72,013,460	79,906	DI LI
GENERAL INS CO OF AMERICA	NH	24732	(617) 357-9500	126,166,276	21,613,392	104,552,884	1,087,326	CW DI MT PI SU VE
GENERAL RE LIFE CORP	CT	86258	(203) 352-3000	3,337,447,790	2,670,198,089	667,249,701	0	DI LI
GENERAL REINSURANCE CORP	DE	22039	(203) 328-5000	16,219,709,818	4,658,021,746	11,561,688,072	309,443	CW DI MT PI SU VE
GENERAL SECURITY INDEMNITY CO OF ARIZONA	AZ	20559	(212) 480-1900	175,022,106	123,958,661	51,063,445	3,545,340	CW DI MT PI SU VE
GENERAL SECURITY NATIONAL INS CO	NY	39322	(212) 480-1900	273,093,990	173,265,984	99,828,006	0	CI DI MT PI SU VE
GENERAL STAR NATIONAL INS CO	DE	11967	(203) 328-5700	256,381,284	58,335,603	198,045,681	76,029	CI MT PI SU VE
GENERALI (U.S. BRANCH)		11231	(212) 602-7600	67,498,187	38,142,874	29,355,313	2,616,115	CI DI MT PI SU VE
GENERATION LIFE INS CO	AZ	73504	(931) 388-7872	32,580,784	1,481,522	31,099,264	32,463	DI LI
GENESIS INS CO	CT	38962	(203) 328-5000	203,932,086	61,005,459	142,926,627	1,056	CW DI MT PI SU VE
GENEVA INS CO	IN	10648	(317) 614-5420	3,650,765	1,881,372	1,769,392	114,260	CI PI VE
GENWORTH FINANCIAL ASSURANCE CORP	NC	37095	(919) 846-4100	13,557,409	7,426	13,549,983	0	CI
GENWORTH HOME EQUITY INS CORP	NC	41432	(919) 846-4100	6,474,629	4,009,078	2,465,551	0	CI
GENWORTH LIFE AND ANNUITY INS CO	VA	65536	(804) 662-2400	24,161,744,432	21,926,761,225	2,234,983,207	34,958,231	DI LI VA VL
GENWORTH LIFE INS CO	DE	70025	(804) 662-2400	36,445,358,316	32,958,182,303	3,487,176,013	54,823,800	DI LI
GENWORTH MORTGAGE INS CORP	NC	38458	(919) 846-4100	2,373,472,834	1,413,186,688	960,286,146	16,423,774	MG
GENWORTH MORTGAGE INS CORP OF NORTH CAROLINA	NC	16675	(919) 846-4100	351,920,440	228,304,530	123,615,910	0	MG
GENWORTH RESIDENTIAL MORTGAGE ASSURANCE CORP	NC	18759	(919) 846-4100	100,557,359	18,515,408	82,041,951	5,978	MG
GENWORTH RESIDENTIAL MORTGAGE INS CORP OF NORTH CAROLINA	NC	29823	(919) 846-4100	214,961,571	135,057,839	79,903,732	210,850	MG
GEORGIA CASUALTY & SURETY CO	GA	11258	(404) 266-5500	41,946,016	24,721,366	17,224,650	0	CI MT SU VE
GEORGIA PEOPLES LIFE INS CO	AZ	87289	(602) 254-5866	4,089,477	290,180	3,799,295	0	LR
GEOVERA INS CO	CA	10799	(800) 324-6020	89,617,955	60,616,096	29,001,859	0	PI
GERBER LIFE INS CO	NY	70939	(914) 272-4000	2,548,126,390	2,284,607,457	263,518,933	6,394,367	DI LI
GLENER LIFE INS SOCIETY	MI	56154	(517) 263-2244	1,417,181,664	1,334,114,411	83,067,253	227,835	DI LI
GLOBAL INTERNATIONAL INS CO, INC., A RRG	DC	10991	(202) 471-5944	19,909,562	787,660	19,121,902	8,195	CI
GLOBAL LIBERTY INS CO OF NEW YORK	NY	11092	(516) 576-8181	48,955,288	34,798,960	14,156,328	364,023	CI MT PI VE

Company Name Abbreviations:

CO = COMPANY CORP = CORPORATION INS = INSURANCE RRG = RISK RETENTION GROUP

Authorized Lines:

CE = CERTIFICATE OF EXEMPTION (WITH LINES OF AUTHORITY)

CI = CASUALTY CP = CAPTIVE INSURER CW = CASUALTY WITH WORKERS' COMPENSATION DI = DISABILITY DS = DENTAL SERVICE

HC = HEALTH CARE SERVICES ORGANIZATION HS = HOSPITAL SERVICE LC = LIFE CARE PROVIDER LP = LIFE CARE PROVIDER PROVISIONAL PERMIT

LI = LIFE LR = LIFE AND DISABILITY REINSURANCE MG = MORTGAGE GUARANTY MR = MECHANICAL REIMBURSEMENT REINSURANCE MS = MEDICAL SERVICE

MT = MARINE AND TRANSPORTATION OS = OPTOMETRIC SERVICE PD = PREPAID DENTAL PLAN PI = PROPERTY PL = PREPAID LEGAL

RG = DOMESTIC RISK RETENTION GROUP SU = SURETY TI = TITLE UR = UNAFFILIATED CREDIT LIFE AND DISABILITY REINSURANCE VA = VARIABLE ANNUITY

VE = VEHICLE VL = VARIABLE LIFE

Financial information is as of 12/31/2013 unless alternative fiscal year end is indicated.

† Fiscal year financial information due August 1 or November 1, 2014 pursuant to A.R.S. § 20-1083.

‡ Financial information was not required during this period or is not available due to regulatory action or notification of merger or withdrawal.

* DBA (Doing Business As)

INSURERS AUTHORIZED IN ARIZONA AS OF DECEMBER 31, 2013 - (continued)

NAME	DOMICILE	NAIC #	TELEPHONE	ASSETS	LIABILITIES	CAPITAL & SURPLUS	ARIZONA PREMIUMS	AUTHORIZED LINES
GLOBAL ONE INS CO	AZ	14335	(602) 337-6300	Financial Information Not Available				CP
GLOBAL REINSURANCE CORP OF AMERICA	NY	21032	(212) 754-7500	432,836,781	235,630,046	197,206,735	0	CI MT PI SU VE
GLOBE LIFE AND ACCIDENT INS CO	NE	91472	(405) 270-1400	3,363,522,962	3,105,215,350	258,307,612	9,042,071	DI LI
GMAC INS CO ONLINE, INC.	MO	11044	<i>Name changed 6/3/13, now known as NATIONAL GENERAL INS ONLINE, INC.</i>					
GNV CUSTOM INS CO	AZ	10814	(212) 683-9700	54,815,744	5,365,576	49,450,168	0	CW MT PI SU VE
GOLDEN BEAR INS CO	CA	39861	(209) 948-8191	106,423,462	62,213,350	44,210,112	0	CI
GOLDEN EAGLE INS CORP	NH	10836	(619) 744-6000	78,052,710	24,372,069	53,680,641	38,138	CW DI MT PI SU VE
GOLDEN INS CO, A RRG	NV	11145	(303) 388-5688	7,134,962	4,690,178	2,444,784	7,750	CI
GOLDEN RULE INS CO	IN	62286	(317) 290-8100	759,785,315	466,290,127	293,495,188	140,112,436	DI LI
GOVERNMENT EMPLOYEES INS CO	MD	22063	(301) 986-2500	25,778,845,243	13,689,078,999	12,089,766,244	51,014,335	CI DI MT PI SU VE
GOVERNMENT PERSONNEL MUTUAL LIFE INS CO	TX	63967	(210) 357-2222	830,917,884	721,751,708	109,166,176	2,711,557	DI LI
GRAIN DEALERS MUTUAL INS CO	IN	22098	(317) 388-4500	9,002,911	2,490,484	6,512,427	0	CI DI MT PI SU VE
GRANDVIEW TERRACE RETIREMENT CENTER **	FY Ending 06/30/2013 AZ	60192	(623) 832-5353	39,547,000	49,699,000	(10,152,000)	0	LC
GRANITE RE, INC.	OK	26310	(405) 752-2600	34,400,088	17,377,916	17,022,172	102,217	SU
GRANITE STATE INS CO	PA	23809	(212) 770-7000	43,527,614	3,652,854	39,874,760	4,718,057	CW DI MT PI SU VE
GRAY CASUALTY & SURETY CO, THE	LA	10671	(504) 888-7790	17,145,450	2,588,082	14,557,368	150,483	CW SU
GRAY INS CO, THE	LA	36307	(504) 888-7790	288,980,545	177,745,816	111,234,729	19,880	CW MT PI SU VE
GREAT AMERICAN ALLIANCE INS CO	OH	26832	(513) 369-5000	31,487,619	8,138	31,479,482	1,222,930	CW MT PI SU VE
GREAT AMERICAN ASSURANCE CO	OH	26344	(513) 369-5000	18,911,673	800	18,910,873	7,016,249	CW MT PI SU VE
GREAT AMERICAN CONTEMPORARY INS CO	OH	10646	(513) 369-5000	11,337,182	500	11,336,682	0	CW MT PI VE
GREAT AMERICAN INS CO	OH	16691	(513) 369-5000	5,376,892,481	3,973,589,959	1,403,302,522	15,458,673	CW DI MT PI SU VE
GREAT AMERICAN INS CO OF NEW YORK	NY	22136	(513) 369-5000	46,130,228	3,850	46,126,378	4,432,196	CW MT PI SU VE
GREAT AMERICAN LIFE ASSURANCE CO	IA	62200	<i>Name changed 8/22/12, now known as ACCORDIA LIFE AND ANNUITY CO</i>					
GREAT AMERICAN LIFE INS CO	OH	63312	(513) 357-3300	20,182,198,720	18,670,398,367	1,511,800,352	39,002,753	DI LI
GREAT AMERICAN SECURITY INS CO	OH	31135	(513) 369-5000	19,567,526	1,000	19,566,526	0	CW MT PI SU VE
GREAT AMERICAN SPIRIT INS CO	OH	33723	(513) 369-5000	21,710,755	1,100	21,709,655	16,576	CW DI MT PI SU VE
GREAT FIDELITY LIFE INS CO	IN	64076	(316) 794-2200	3,982,548	1,184,559	2,797,989	0	DI LI
GREAT MIDWEST INS CO	TX	18694	(713) 935-0226	128,261,299	72,203,105	56,058,194	958,951	DI MT PI SU VE
GREAT NORTHERN INS CO	IN	20303	(908) 903-2000	1,653,109,375	1,174,271,553	478,837,822	8,091,911	CW DI MT PI SU VE
GREAT NORTHWEST INS CO	IN	26654	(651) 325-0060	21,204,597	14,875,452	6,329,145	179,214	CI MT PI VE
GREAT SOUTHERN LIFE INS CO	TX	90212	(816) 391-2000	231,938,909	191,634,993	40,303,916	717,236	DI LI
GREAT WEST CASUALTY CO	NE	11371	(402) 494-2411	1,736,576,969	1,189,691,896	546,885,073	10,211,029	CW MT SU VE
GREAT WESTERN INS CO	UT	71480	(801) 621-5688	496,498,670	435,904,083	60,594,585	9,467,184	LI
GREATER MISSOURI LIFE INS CO	AZ	91146	(480) 429-5000	Financial Information Not Available †				UR
GREATER NEW YORK MUTUAL INS CO	NY	22187	(212) 683-9700	863,745,134	449,212,314	414,532,820	171,040	CW DI MT PI SU VE
GREAT-WEST LIFE & ANNUITY INS CO	CO	68322	(303) 737-3000	52,281,977,318	51,081,368,111	1,200,609,207	106,649,416	DI LI VA VL
GREAT-WEST LIFE ASSURANCE CO	CANADA	80705	(303) 689-3000	78,643,179	63,548,522	15,094,657	887,090	DI LI
GREEK CATHOLIC UNION OF THE U.S.A	PA	56693	(724) 495-3400	1,080,114,466	1,029,622,236	50,492,229	20,929,418	LI
GREEN HILLS INS CO, A RRG	VT	11941	(802) 658-7849	26,912,178	10,018,203	16,893,975	120,022	CI
GREENWICH INS CO	DE	22322	(203) 964-5200	1,053,324,072	636,766,892	416,557,180	15,767,408	CW DI MT PI SU VE

Company Name Abbreviations:

CO = COMPANY CORP = CORPORATION INS = INSURANCE RRG = RISK RETENTION GROUP

Authorized Lines:

CE = CERTIFICATE OF EXEMPTION (WITH LINES OF AUTHORITY)

CI = CASUALTY CP = CAPTIVE INSURER CW = CASUALTY WITH WORKERS' COMPENSATION DI = DISABILITY DS = DENTAL SERVICE

HC = HEALTH CARE SERVICES ORGANIZATION HS = HOSPITAL SERVICE LC = LIFE CARE PROVIDER LP = LIFE CARE PROVIDER PROVISIONAL PERMIT

LI = LIFE LR = LIFE AND DISABILITY REINSURANCE MG = MORTGAGE GUARANTY MR = MECHANICAL REIMBURSEMENT REINSURANCE MS = MEDICAL SERVICE

MT = MARINE AND TRANSPORTATION OS = OPTOMETRIC SERVICE PD = PREPAID DENTAL PLAN PI = PROPERTY PL = PREPAID LEGAL

RG = DOMESTIC RISK RETENTION GROUP SU = SURETY TI = TITLE UR = UNAFFILIATED CREDIT LIFE AND DISABILITY REINSURANCE VA = VARIABLE ANNUITY

VE = VEHICLE VL = VARIABLE LIFE

Financial information is as of 12/31/2013 unless alternative fiscal year end is indicated.

† Fiscal year financial information due August 1 or November 1, 2014 pursuant to A.R.S. § 20-1083.

‡ Financial information was not required during this period or is not available due to regulatory action or notification of merger or withdrawal.

* DBA (Doing Business As)

INSURERS AUTHORIZED IN ARIZONA AS OF DECEMBER 31, 2013 - (continued)

NAME	DOMICILE	NAIC #	TELEPHONE	ASSETS	LIABILITIES	CAPITAL & SURPLUS	ARIZONA PREMIUMS	AUTHORIZED LINES
GUARANTEE CO OF NORTH AMERICA USA, THE	MI	36650	(248) 281-0281	235,553,349	79,800,029	155,753,319	878,181	SU
GUARANTEE SECURITY LIFE INS CO OF ARIZONA	TX	83232	<i>Name changed 7/9/13, now known as EVERGREEN LIFE INS CO</i>					
GUARANTEE TRUST LIFE INS CO	IL	64211	(847) 699-0600	366,082,544	311,748,547	54,333,997	1,296,703	DI LI
GUARANTY INCOME LIFE INS CO	LA	64238	(504) 383-0355	477,948,855	446,967,871	30,980,984	346,105	DI LI
GUARDIAN INS AND ANNUITY CO, INC., THE	DE	78778	(800) 221-3253	14,529,623,635	14,348,705,119	180,918,515	27,808,118	DI LI VA VL
GUARDIAN LIFE INS CO OF AMERICA, THE	NY	64246	(212) 598-8000	42,065,979,357	37,054,094,152	5,011,885,205	64,047,545	DI LI
GUGGENHEIM LIFE AND ANNUITY CO	DE	83607	(317) 396-9953	11,101,839,602	10,551,044,018	550,795,584	13,870,623	DI LI
GUIDEONE AMERICA INS CO	IA	42331	(515) 267-5000	11,471,613	1,215,012	10,256,601	144,184	CI MT PI SU VE
GUIDEONE ELITE INS CO	IA	42803	(515) 267-5000	26,883,342	6,078,843	20,804,499	461,366	CI PI
GUIDEONE MUTUAL INS CO	IA	15032	(515) 267-5000	1,814,524,221	1,354,475,136	460,049,085	1,688,207	CW DI MT PI SU VE
GUIDEONE SPECIALTY MUTUAL INS CO	IA	14559	(515) 267-5000	465,256,795	371,906,164	93,350,631	709,432	CI MT PI SU VE
HALLMARK INS CO	AZ	34037	(817) 348-1600	206,581,680	131,062,019	75,519,661	16,916,273	CW DI MT PI SU VE
HALLMARK LIFE INS CO	AZ	60078	(314) 505-6143	27,831,492	12,166,237	15,665,255	0	LR
HALLMARK NATIONAL INS CO	OH	19530	(817) 348-1600	77,069,948	56,307,013	20,762,935	21,561	CI MT PI SU VE
HANOVER AMERICAN INS CO, THE	NH	36064	(508) 853-7200	28,554,502	28,694	28,525,808	1,518,230	CW MT PI VE
HANOVER INS CO, THE	NH	22292	(508) 853-7200	6,047,143,269	4,217,454,706	1,829,688,563	11,139,760	CW DI MT PI SU VE
HARCO NATIONAL INS CO	IL	26433	(919) 833-1600	346,914,438	177,750,165	169,164,273	340,310	CW MT PI SU VE
HARLEYSVILLE INS CO	PA	23582	(215) 256-5000	104,378,158	69,647,095	34,731,063	172,733	CI MT PI SU VE
HARLEYSVILLE LIFE INS CO	PA	64327	(215) 256-5000	414,985,521	388,936,320	26,049,201	111,804	DI LI
HARRIS LIFE INS CO	AZ	86525	(416) 913-3339	Financial Information Not Available †				UR
HARTFORD ACCIDENT AND INDEMNITY CO	CT	22357	(860) 547-5000	11,122,420,384	7,850,909,068	3,271,511,316	8,729,046	CW DI MT PI SU VE
HARTFORD CASUALTY INS CO	IN	29424	(860) 547-5000	2,206,987,999	1,301,195,477	905,792,522	21,575,393	CW DI MT PI SU VE
HARTFORD FIRE INS CO	CT	19682	(860) 547-5000	25,684,838,414	11,603,425,503	14,081,412,911	20,675,913	CW DI MT PI SU VE
HARTFORD INS CO OF THE MIDWEST	IN	37478	(860) 547-5000	550,079,553	117,977,551	432,102,002	26,180,878	CW PI VE
HARTFORD LIFE AND ACCIDENT INS CO	CT	70815	(860) 547-5000	13,890,810,463	8,295,639,128	5,595,171,335	68,758,940	DI LI
HARTFORD LIFE AND ANNUITY INS CO	CT	71153	(860) 547-5000	54,556,922,577	51,476,315,119	3,080,607,458	48,526,597	DI LI VA VL
HARTFORD LIFE INS CO	CT	88072	(860) 547-5000	128,073,780,016	123,068,738,436	5,005,041,581	19,484,602	DI LI VA VL
HARTFORD STEAM BOILER INSPECTION AND INS CO	CT	11452	(860) 722-1866	1,372,027,353	731,093,711	640,933,642	472,623	CI MT PI VE
HARTFORD STEAM BOILER INSPECTION AND INS CO OF CONNECTICUT, THE	CT	29890	(860) 722-1866	99,326,657	48,204,540	51,122,117	0	CI MT PI
HARTFORD UNDERWRITERS INS CO	CT	30104	(860) 547-5000	1,561,290,500	949,900,497	611,390,002	24,447,613	CW DI MT PI SU VE
HAULERS INS CO, INC.	TN	31550	(931) 381-5406	65,711,079	29,949,492	35,761,587	0	CI MT PI VE
HBI LIFE INS CO	AZ	82368	(602) 254-5866	1,944,791	53,622	1,891,169	0	LR
HCC LIFE INS CO	IN	92711	(770) 973-9851	750,192,368	313,299,796	436,892,573	16,797,702	DI LI
HCSC INS SERVICES CO	IL	78611	(312) 653-6000	300,278,422	94,422,325	205,856,097	0	DI LI
HDI-GERLING AMERICA INS CO	IL	41343	(312) 580-1900	313,667,539	180,943,992	132,723,545	2,035,420	CW DI MT PI SU VE
HEALTH CARE CASUALTY RRG, INC.	DC	12236	(773) 864-8280	12,798,208	10,916,742	1,881,466	0	CI
HEALTH CARE INDUSTRY LIABILITY RECIPROCAL INS CO, A RISK RETENTION CO	DC	11832	(734) 996-2700	47,790,787	32,528,387	15,262,400	217,672	CI
HEALTH CARE SERVICE CORP, A MUTUAL LEGAL RESERVE CO	IL	70670	(312) 653-6000	16,713,553,772	6,441,920,577	10,271,633,195	5,092,712	DI
HEALTH CHOICE INS CO.	AZ	15081	(480) 968-6866	2,091,423	42,083	2,049,340	0	HC

Company Name Abbreviations:

CO = COMPANY CORP = CORPORATION INS = INSURANCE RRG = RISK RETENTION GROUP

Authorized Lines:

CE = CERTIFICATE OF EXEMPTION (WITH LINES OF AUTHORITY)

CI = CASUALTY CP = CAPTIVE INSURER CW = CASUALTY WITH WORKERS' COMPENSATION DI = DISABILITY DS = DENTAL SERVICE

HC = HEALTH CARE SERVICES ORGANIZATION HS = HOSPITAL SERVICE LC = LIFE CARE PROVIDER LP = LIFE CARE PROVIDER PROVISIONAL PERMIT

LI = LIFE LR = LIFE AND DISABILITY REINSURANCE MG = MORTGAGE GUARANTY MR = MECHANICAL REIMBURSEMENT REINSURANCE MS = MEDICAL SERVICE

MT = MARINE AND TRANSPORTATION OS = OPTOMETRIC SERVICE PD = PREPAID DENTAL PLAN PI = PROPERTY PL = PREPAID LEGAL

RG = DOMESTIC RISK RETENTION GROUP SU = SURETY TI = TITLE UR = UNAFFILIATED CREDIT LIFE AND DISABILITY REINSURANCE VA = VARIABLE ANNUITY

VE = VEHICLE VL = VARIABLE LIFE

Financial information is as of 12/31/2013 unless alternative fiscal year end is indicated.

† Fiscal year financial information due August 1 or November 1, 2014 pursuant to A.R.S. § 20-1083.

‡ Financial information was not required during this period or is not available due to regulatory action or notification of merger or withdrawal.

* DBA (Doing Business As)

INSURERS AUTHORIZED IN ARIZONA AS OF DECEMBER 31, 2013 - (continued)

NAME	DOMICILE	NAIC #	TELEPHONE	ASSETS	LIABILITIES	CAPITAL & SURPLUS	ARIZONA PREMIUMS	AUTHORIZED LINES
HEALTH NET LIFE INS CO	CA	66141	(818) 676-8256	485,107,563	227,927,244	257,180,319	213,419,078	DI LI
HEALTH NET OF ARIZONA, INC.	AZ	95206	(602) 794-1400	350,272,651	264,991,216	85,281,435	719,048,463	HC
HEALTH PROVIDERS INS RECIPROCAL, RRG	HI	10080	(925) 838-6070	78,442,545	27,458,250	50,984,295	0	CI
HEALTHCARE CAPTIVE INS CO	AZ	14336	(602) 427-3200	Financial Information Not Available				CP
HEALTHMARKETS INS CO	OK	92908	(817) 255-3100	15,712,212	6,425,896	9,286,316	2,264,873	DI LI
HEALTHSPRING LIFE & HEALTH INS CO, INC.	TX	12902	(615) 291-7000	671,908,978	287,174,011	384,734,967	6,376,151	DI
HEARTLAND INS CO OF AMERICA	IL	42870	(505) 243-5444	Financial Information Not Available ‡				SUSPENDED
HEARTLAND NATIONAL LIFE INS CO	IN	66214	(816) 478-0120	8,954,831	5,628,733	3,326,098	155,884	DI LI
HEARTLAND RISK MANAGEMENT CO	FY Ending 09/30/2013	AZ	14253	(602) 427-3208	Financial Information Not Available			CP
HERITAGE CASUALTY INS CO	KS	32077	(913) 982-3700	60,485,041	154,631	60,330,410	0	CI DI MT PI SU VE
HERITAGE INDEMNITY CO	CA	39527	(308) 987-5500	207,686,607	95,086,842	112,599,765	1,290,653	CI MT PI VE
HERITAGE LIFE INS CO	AZ	64394	(317) 396-9956	4,872,443,876	3,854,425,146	1,018,018,730	0	DI LI VL
HERITAGE UNION LIFE INS CO	MN	62421	(203) 762-4400	12,046,352	3,406,140	8,640,208	54,246	DI LI
HIGHLANDS INS CO	TX	22489	(609) 896-1921	Financial Information Not Available ‡				REHABILITATION
HILLSTAR INS CO	IN	10068	(205) 870-4000	5,297,107	1,282,822	4,014,285	0	CI PI VE
HISCOX INS CO INC.	IL	10200	(312) 380-5555	125,241,688	69,914,380	55,327,308	1,922,226	CI DI MT PI SU VE
HITCHCO REINSURANCE CO	AZ	14385	(931) 484-8411	Financial Information Not Available †				UR
HM HEALTH INS CO	PA	71768	(412) 544-8190	348,032,642	170,323,262	177,709,380	0	DI LI
HM LIFE INS CO	PA	93440	(800) 328-5433	557,904,667	273,333,033	284,571,634	11,747,997	DI LI
HNC REINSURANCE CO	AZ	14386	(602) 254-5866	Financial Information Not Available †				UR
HOLYOKE MUTUAL INS CO IN SALEM	MA	14206	(978) 744-6123	224,334,698	134,450,465	89,884,233	3,026,470	CI MT PI SU VE
HOME CONSTRUCTION INS CO, A RRG	NV	11950	(202) 471-5944	6,321,616	3,806,785	2,514,831	0	CI
HOMEOWNERS OF AMERICA INS CO	TX	12536	(972) 607-4241	19,808,084	10,844,511	8,963,573	0	CI MT PI VE
HOMESITE INDEMNITY CO	KS	20419	(617) 832-1300	97,191,042	59,620,085	37,570,957	15,493,206	CI MT PI SU VE
HOMESITE INS CO	CT	17221	(617) 832-1300	224,177,946	143,058,039	81,119,907	0	CW DI MT PI SU VE
HOMESTEADERS LIFE CO	IA	64505	(515) 288-7481	2,378,064,462	2,228,423,723	149,640,739	1,553,057	DI LI
HORACE MANN INS CO	IL	22578	(217) 789-2500	432,491,056	255,482,920	177,008,136	2,086,551	CI MT PI VE
HORACE MANN LIFE INS CO	IL	64513	(217) 789-2500	7,281,400,743	6,909,009,471	372,391,273	4,690,283	DI LI VA
HORACE MANN PROPERTY & CASUALTY INS CO	IL	22756	(217) 789-2500	272,402,309	157,276,401	115,125,908	2,934,849	CI PI VE
HOSPITALITY INS SOLUTIONS, INC.	AZ	14306	(602) 952-9532	Financial Information Not Available				CP
HOUSEHOLD LIFE INS CO	MI	93777	<i>Name changed 8/20/13, now known as PAVONIA LIFE INS CO OF MICHIGAN</i>					
HOUSEHOLD LIFE INS CO OF ARIZONA	AZ	64360	<i>Name changed 11/12/13, now known as PAVONIA LIFE INS CO OF ARIZONA</i>					
HOUSING AUTHORITY PROPERTY INS, A MUTUAL CO	VT	10069	(203) 272-8220	165,394,450	48,259,107	117,135,343	300,392	CI MT PI SU VE
HOUSING AUTHORITY RRG, INC.	VT	26797	(203) 272-8220	314,789,101	120,041,830	194,747,271	130,985	CI
HOUSING ENTERPRISE INS CO, INC.	VT	11206	(203) 272-8220	59,652,027	31,953,047	27,698,980	171,824	CI MT PI SU VE
HSBC INS CO OF DELAWARE	DE	28657	<i>Name changed 4/1/13, now known as PAVONIA INS CO OF DELAWARE</i>					
HUDSON INS CO	DE	25054	(212) 978-2800	819,044,413	405,095,761	413,948,652	4,213,569	CI DI MT PI SU VE
HUMANA BENEFIT PLAN OF ILLINOIS, INC.	IL	60052	(502) 580-1000	66,426,352	20,497,773	45,928,579	0	DI
HUMANA HEALTH PLAN, INC.	KY	95885	(502) 580-2052	811,647,433	432,403,260	379,244,173	289,541,702	HC
HUMANA INS CO	WI	73288	(502) 580-1000	5,620,432,085	2,545,223,064	3,075,209,021	334,176,578	DI LI

Company Name Abbreviations:
CO = COMPANY CORP = CORPORATION INS = INSURANCE RRG = RISK RETENTION GROUP

Authorized Lines:
CE = CERTIFICATE OF EXEMPTION (WITH LINES OF AUTHORITY)
CI = CASUALTY CP = CAPTIVE INSURER CW = CASUALTY WITH WORKERS' COMPENSATION DI = DISABILITY DS = DENTAL SERVICE
HC = HEALTH CARE SERVICES ORGANIZATION HS = HOSPITAL SERVICE LC = LIFE CARE PROVIDER LP = LIFE CARE PROVIDER PROVISIONAL PERMIT
LI = LIFE LR = LIFE AND DISABILITY REINSURANCE MG = MORTGAGE GUARANTY MR = MECHANICAL REIMBURSEMENT REINSURANCE MS = MEDICAL SERVICE
MT = MARINE AND TRANSPORTATION OS = OPTOMETRIC SERVICE PD = PREPAID DENTAL PLAN PI = PROPERTY PL = PREPAID LEGAL
RG = DOMESTIC RISK RETENTION GROUP SU = SURETY TI = TITLE UR = UNAFFILIATED CREDIT LIFE AND DISABILITY REINSURANCE VA = VARIABLE ANNUITY
VE = VEHICLE VL = VARIABLE LIFE

Financial information is as of 12/31/2013 unless alternative fiscal year end is indicated.
† Fiscal year financial information due August 1 or November 1, 2014 pursuant to A.R.S. § 20-1083.
‡ Financial information was not required during this period or is not available due to regulatory action or notification of merger or withdrawal.
* DBA (Doing Business As)

INSURERS AUTHORIZED IN ARIZONA AS OF DECEMBER 31, 2013 - (continued)

NAME	DOMICILE	NAIC #	TELEPHONE	ASSETS	LIABILITIES	CAPITAL & SURPLUS	ARIZONA PREMIUMS	AUTHORIZED LINES
HUMANADENTAL INS CO	WI	70580	(502) 580-1000	140,580,762	66,669,391	73,911,371	12,056,033	DI LI
HUNTINGTON CAPTIVE INS CO	AZ	---	(602) 200-6900	Financial Information Not Available				CP
HYUNDAI CAPITAL INS CO	AZ	14437	(602) 648-4040	Financial Information Not Available				CP
IA AMERICAN LIFE INS CO	TX	91693	(480) 473-5540	221,091,844	108,743,237	112,348,610	51,828	DI LI
ICI MUTUAL INS CO, A RRG	VT	11268	(802) 860-1958	322,091,830	86,246,411	235,845,419	1,624,810	CI
IDEALIFE INS CO	CT	97764	(203) 352-3000	20,713,695	5,655,069	15,058,626	34,727	DI LI
IDS PROPERTY CASUALTY INS CO	WI	29068	(920) 330-5100	1,268,348,797	737,635,112	530,713,685	33,495,035	CI DI MT PI VE
ILCO *	TX	63487	(800) 366-6565	691,305,710	642,056,138	49,249,572	214,506	DI LI
ILLINOIS INS CO	IA	35246	(402) 827-3424	30,950,905	12,513,344	18,437,561	0	CW SU
ILLINOIS MUTUAL LIFE INS CO	IL	64580	(309) 674-8255	1,329,425,628	1,155,744,871	173,680,757	1,390,217	DI LI
ILLINOIS NATIONAL INS CO.	IL	23817	(212) 770-7000	73,124,857	3,042,255	70,082,602	4,813,105	CW MT PI VE
IMPERIAL FIRE AND CASUALTY INS CO	LA	44369	(337) 942-5691	109,241,610	65,451,326	43,790,284	60,919	CI PI VE
IMPERIUM INS CO	TX	35408	(713) 935-4800	361,272,461	226,498,532	134,773,929	2,515,687	CW DI MT PI SU VE
IMT INS CO	IA	14257	(515) 327-2777	290,175,499	156,199,288	133,976,211	0	CI MT PI SU VE
INDEMNITY CO OF CALIFORNIA	CA	25550	(949) 263-3300	26,006,407	6,620,035	19,386,373	67,100	SU
INDEMNITY INS CO OF NORTH AMERICA	PA	43575	(215) 640-1000	361,371,690	256,034,441	105,337,249	5,577,006	CW DI MT PI SU VE
INDEMNITY INS CORP OF DC, RRG	DC	12018	(410) 472-6000	62,733,350	39,682,095	23,051,255	1,260,383	CI
INDEMNITY NATIONAL INS CO	MS	18468	(865) 934-4360	17,386,187	5,816,446	11,569,741	1,100	CI MT PI SU VE
INDEPENDENCE AMERICAN INS CO	DE	26581	(212) 355-4141	102,111,090	44,236,539	57,874,551	3,210,711	CI DI PI
INDEPENDENCE LIFE AND ANNUITY CO	DE	64602	(781) 237-6030	2,284,258,338	2,156,912,070	127,346,268	0	DI LI VA VL
INDEPENDENT INNOVATIVE CAPTIVE INS CO, INC.	AZ	15112	(480) 563-2315	Financial Information Not Available				CP
INDEPENDENT ORDER OF FORESTERS, THE (U.S. BRANCH)	CANADA	58068	(416) 429-3000	2,940,122,938	2,816,100,317	124,022,621	5,786,980	DI LI
INDIANA LUMBERMENS MUTUAL INS CO	IN	14265	(317) 875-3606	57,516,985	38,423,222	19,093,763	276,275	CW MT PI SU VE
INDIVIDUAL ASSURANCE CO, LIFE, HEALTH & ACCIDENT	MO	81779	(913) 432-1451	19,501,365	11,961,276	7,540,089	636	DI LI
INDUSTRIAL ALLIANCE INS AND FINANCIAL SERVICES INC. (U.S. BRANCH)	CANADA	14406	(480) 473-5540	200,711,184	127,476,433	73,234,755	539,469	DI LI
INFINITY AUTO INS CO	OH	11738	(205) 870-4000	9,190,466	1,330,868	7,859,598	2,370,952	CI DI MT PI SU VE
INFINITY CASUALTY INS CO	OH	21792	(205) 782-2040	7,563,163	1,323,439	6,239,724	0	VE
INFINITY INS CO	IN	22268	(205) 870-4000	1,966,392,700	1,299,832,237	666,560,463	17,552,228	CI MT PI VE
INFINITY SAFEGUARD INS CO	OH	16802	(205) 870-4000	5,477,691	1,326,439	4,151,252	0	VE
INFINITY SECURITY INS CO	IN	38873	(205) 870-4000	5,979,934	1,327,489	4,652,445	0	CI PI VE
INFINITY SELECT INS CO	IN	20260	(205) 870-4000	6,525,629	1,267,973	5,257,656	4,576,014	VE
INFINITY STANDARD INS CO	IN	12599	(205) 870-4000	7,086,373	1,590,826	5,495,547	3,260,912	CI MT PI SU VE
ING LIFE INS AND ANNUITY CO	CT	86509	(770) 980-5100	85,670,135,629	83,659,373,872	2,010,761,757	57,226,608	DI LI VA VL
ING USA ANNUITY AND LIFE INS CO	IA	80942	(770) 980-5100	69,266,034,432	67,324,429,643	1,941,604,789	27,705,855	DI LI VA VL
INLAND INS CO	NE	23264	(402) 435-4302	254,681,645	64,663,940	190,017,705	0	SU
INNOVATIVE PHYSICIAN SOLUTIONS, A RRG	AZ	12320	(602) 337-6302	5,026,262	3,140,542	1,885,720	0	RG
INSURANCE CO OF ILLINOIS	IL	26700	(617) 357-9500	23,039,542	2,965,584	20,073,958	0	CI DI MT PI SU VE
INSURANCE CO OF NORTH AMERICA	PA	22713	(215) 640-1000	787,125,136	604,284,069	182,841,067	48,502	CW DI MT PI SU VE
INSURANCE CO OF THE STATE OF PENNSYLVANIA, THE	PA	19429	(212) 770-7000	3,299,767,027	2,554,571,179	745,195,848	9,315,340	CW DI MT PI SU VE

Company Name Abbreviations:

CO = COMPANY CORP = CORPORATION INS = INSURANCE RRG = RISK RETENTION GROUP

Authorized Lines:

CE = CERTIFICATE OF EXEMPTION (WITH LINES OF AUTHORITY)

CI = CASUALTY CP = CAPTIVE INSURER CW = CASUALTY WITH WORKERS' COMPENSATION DI = DISABILITY DS = DENTAL SERVICE

HC = HEALTH CARE SERVICES ORGANIZATION HS = HOSPITAL SERVICE LC = LIFE CARE PROVIDER LP = LIFE CARE PROVIDER PROVISIONAL PERMIT

LI = LIFE LR = LIFE AND DISABILITY REINSURANCE MG = MORTGAGE GUARANTY MR = MECHANICAL REIMBURSEMENT REINSURANCE MS = MEDICAL SERVICE

MT = MARINE AND TRANSPORTATION OS = OPTOMETRIC SERVICE PD = PREPAID DENTAL PLAN PI = PROPERTY PL = PREPAID LEGAL

RG = DOMESTIC RISK RETENTION GROUP SU = SURETY TI = TITLE UR = UNAFFILIATED CREDIT LIFE AND DISABILITY REINSURANCE VA = VARIABLE ANNUITY

VE = VEHICLE VL = VARIABLE LIFE

Financial information is as of 12/31/2013 unless alternative fiscal year end is indicated.

† Fiscal year financial information due August 1 or November 1, 2014 pursuant to A.R.S. § 20-1083.

‡ Financial information was not required during this period or is not available due to regulatory action or notification of merger or withdrawal.

* DBA (Doing Business As)

INSURERS AUTHORIZED IN ARIZONA AS OF DECEMBER 31, 2013 - (continued)

NAME	DOMICILE	NAIC #	TELEPHONE	ASSETS	LIABILITIES	CAPITAL & SURPLUS	ARIZONA PREMIUMS	AUTHORIZED LINES
INSURANCE CO OF THE WEST	CA	27847	(858) 350-2400	1,314,510,758	780,966,462	533,544,296	844,304	CW MT PI SU VE
INTEGON INDEMNITY CORP	NC	22772	(336) 435-2612	52,302,366	19,535,793	32,766,573	1,553,122	CI PI SU VE
INTEGON NATIONAL INS CO	NC	29742	(336) 435-2612	1,149,452,724	989,700,552	159,752,172	2,424,473	CI MT PI VE
INTEGRITY LIFE INS CO	OH	74780	(513) 629-1800	6,056,680,741	5,388,658,355	668,022,386	5,266,003	DI LI VA
INTERNATIONAL CREDIT OF NORTH AMERICA REINSURANCE INC.	NY	34860	(609) 883-4262	1,749,066	711,744	1,037,322	302,935	SUSPENDED
INTERNATIONAL FIDELITY INS CO	NJ	11592	(201) 624-7200	233,292,201	126,511,861	106,780,339	1,128,806	SU
INTRAMERICA LIFE INS CO	NY	64831	(631) 357-8920	35,185,328	25,564,570	9,620,758	1,923	DI LI
INTREPID INS CO	MI	10749	(248) 991-6632	32,776,755	3,969,164	28,807,591	0	CI MT PI SU VE
INVESTORS CONSOLIDATED INS CO	NH	85189	(713) 529-0045	14,770,658	7,393,204	7,377,454	1,079	DI LI
INVESTORS GROWTH LIFE INS CO	AZ	85944	(651) 439-7098	18,723,072	9,161,252	9,561,820	0	DI
INVESTORS HERITAGE LIFE INS CO	KY	64904	(502) 223-2361	471,873,838	451,661,444	20,212,394	703,159	DI LI
INVESTORS TITLE INS CO	NC	50369	(919) 968-2200	140,753,788	69,486,299	71,267,489	0	TI
IOWA-MIDWEST INS CO	AZ	86320	(515) 286-4300	Financial Information Not Available †				UR
IRONSHORE RRG, INC.	DE	14375	(802) 881-7142	2,294,007	1,278,650	1,015,357	0	CI
IRONSHORE SPECIALTY INS CO	AZ	25445	(646) 826-6600	832,922,171	532,585,542	300,336,629	1,583,647	CI MT PI SU VE
IRONWOOD INS CO	AZ	15066	(602) 337-6247	Financial Information Not Available				CP
J.M.I.C. LIFE INS CO	FL	89958	(516) 829-8100	7,906,473	134,837	7,771,636	(659)	DI LI
JACKSON NATIONAL LIFE INS CO	MI	65056	(517) 381-5500	163,833,709,983	159,479,890,955	4,353,819,028	397,175,012	DI LI VA VL
JAMESON INS, INC.	AZ	15328	(888) 872-7475	Financial Information Not Available				CP
JEFFERSON INS CO	NY	11630	(800) 497-4602	59,522,126	20,874,765	38,647,361	6,722,452	CI DI MT PI VE
JEFFERSON NATIONAL LIFE INS CO	TX	64017	(502) 587-7626	3,053,451,238	3,014,003,502	39,447,736	19,759,779	DI LI VA VL
JEWELERS MUTUAL INS CO	WI	14354	(920) 725-4326	304,935,604	122,352,213	182,583,391	1,933,791	CI MT PI SU
JLH INS CORP	AZ	14372	(602) 427-3200	Financial Information Not Available				CP
JOHN ALDEN LIFE INS CO	WI	65080	(414) 271-3011	362,816,665	294,432,286	68,384,379	17,827,299	DI LI
JOHN DEERE INS CO	IA	36781	(866) 404-9057	345,340,282	222,746,977	122,593,305	0	CI DI PI SU
JOHN HANCOCK LIFE & HEALTH INS CO	MA	93610	(617) 663-3000	9,737,622,550	9,054,967,844	682,654,708	962,302	DI LI VL
JOHN HANCOCK LIFE INS CO (U.S.A.)	MI	65838	(617) 663-3000	239,095,601,274	233,286,427,583	5,809,173,691	224,463,095	DI LI VA VL
JRD LIFE INS CO	AZ	79995	(602) 200-6900	10,273,339	5,432,321	4,841,017	0	LR
KANAWHA INS CO	SC	65110	(803) 283-5300	1,623,038,143	1,467,891,722	155,146,421	4,035,706	DI LI
KANSAS CITY LIFE INS CO	MO	65129	(816) 753-7000	3,386,365,232	3,055,766,145	330,599,087	4,777,789	DI LI VA VL
KELLEY LIFE INS CO	AZ	89885	(602) 200-6900	115,579	112,234	3,345	0	UR
KEMPER INDEPENDENCE INS CO	IL	10914	(904) 245-5600	102,342,372	93,122,999	9,219,373	19,636,577	CI MT PI VE
KEY INS CO	KS	12966	(913) 663-5500	22,642,148	16,243,185	6,398,963	4,629,004	VE
KEY RISK INS CO	NC	10885	(336) 668-9050	51,244,788	22,730,547	28,514,241	0	CW DI MT PI SU VE
KEYSTONE INS CO	PA	11681	(925) 279-4266	205,893,459	59,168,121	146,725,338	0	CI MT PI VE
KNIGHTBROOK INS CO	DE	13722	(570) 682-9429	162,240,423	114,829,588	47,410,834	3,865,535	CI DI MT PI SU VE
KNIGHTS OF COLUMBUS	CT	58033	(203) 752-4000	20,534,433,760	18,624,600,017	1,909,833,743	6,060,781	DI LI
KSKJ LIFE, AMERICAN SLOVENIAN CATHOLIC UNION	IL	56227	(815) 741-2001	368,850,090	357,349,168	11,500,922	0	DI LI
KZAD CAPTIVE INS, INC.	AZ	15346	(602) 337-6247	Financial Information Not Available				CP
LA LOMA VILLAGE **	AZ	14289	(623) 832-5353	53,720,000	55,774,000	(2,054,000)	0	LC

Company Name Abbreviations:

CO = COMPANY CORP = CORPORATION INS = INSURANCE RRG = RISK RETENTION GROUP

Authorized Lines:

CE = CERTIFICATE OF EXEMPTION (WITH LINES OF AUTHORITY)

CI = CASUALTY CP = CAPTIVE INSURER CW = CASUALTY WITH WORKERS' COMPENSATION DI = DISABILITY DS = DENTAL SERVICE

HC = HEALTH CARE SERVICES ORGANIZATION HS = HOSPITAL SERVICE LC = LIFE CARE PROVIDER LP = LIFE CARE PROVIDER PROVISIONAL PERMIT

LI = LIFE LR = LIFE AND DISABILITY REINSURANCE MG = MORTGAGE GUARANTY MR = MECHANICAL REIMBURSEMENT REINSURANCE MS = MEDICAL SERVICE

MT = MARINE AND TRANSPORTATION OS = OPTOMETRIC SERVICE PD = PREPAID DENTAL PLAN PI = PROPERTY PL = PREPAID LEGAL

RG = DOMESTIC RISK RETENTION GROUP SU = SURETY TI = TITLE UR = UNAFFILIATED CREDIT LIFE AND DISABILITY REINSURANCE VA = VARIABLE ANNUITY

VE = VEHICLE VL = VARIABLE LIFE

Financial information is as of 12/31/2013 unless alternative fiscal year end is indicated.

† Fiscal year financial information due August 1 or November 1, 2014 pursuant to A.R.S. § 20-1083.

‡ Financial information was not required during this period or is not available due to regulatory action or notification of merger or withdrawal.

* DBA (Doing Business As)

INSURERS AUTHORIZED IN ARIZONA AS OF DECEMBER 31, 2013 - (continued)

NAME	DOMICILE	NAIC #	TELEPHONE	ASSETS	LIABILITIES	CAPITAL & SURPLUS	ARIZONA PREMIUMS	AUTHORIZED LINES	
LAFAYETTE LIFE INS CO, THE	OH	65242	(800) 443-8793	3,836,511,614	3,642,784,275	193,727,339	14,036,682	DI LI	
LANCER INDEMNITY CO	NY	38148	(516) 825-2800	19,111,705	8,837,750	10,273,955	0	CI DI MT PI SU VE	
LANCER INS CO	IL	26077	(516) 431-4441	517,518,846	345,784,210	171,734,636	4,395,914	CI MT PI SU VE	
LANCET INDEMNITY RRG, INC.	NV	13014	(702) 678-6868	17,950,843	13,434,097	4,516,746	87,582	CI	
LANDCAR CASUALTY CO	UT	37109	(801) 563-4100	31,842,206	14,143,443	17,698,763	2,087,597	CI	
LANDCAR LIFE INS CO	UT	92274	(801) 563-4150	22,332,636	11,663,178	10,669,458	153,529	DI LI	
LANDMARK LIFE INS CO	TX	82252	(325) 646-6579	44,863,315	40,072,466	4,790,849	6,152	LI	
LEADING INS GROUP INS CO., LTD. (U.S.BRANCH)		37800	(201) 720-2110	193,550,056	188,146,851	5,403,205	0	CI MT PI VE	
LEGALSHIELD *	OK	37869	(580) 436-1234	21,536,804	3,548,896	17,987,908	9,166,224	PL	
LENDERS PROTECTION ASSURANCE CO RRG	NE	11500	(888) 453-5125	2,405,328	40,448	2,364,880	(56)	CI	
LEWER LIFE INS CO	MO	71595	(816) 753-4390	29,628,647	19,523,869	10,104,777	6,103	DI LI	
LEXINGTON NATIONAL INS CORP	MD	37940	(410) 625-0800	54,134,207	34,302,954	19,831,253	57,192	SU	
LEXON INS CO	TX	13307	(502) 253-6500	131,009,371	87,011,436	43,997,935	1,756,401	SU	
LIBERTY AMERICAN SELECT INS CO	FL	32760	(610) 617-7900	26,707,298	310,638	26,396,660	0	CI PI	
LIBERTY BANKERS LIFE INS CO	OK	68543	(469) 522-4400	1,035,285,685	867,332,225	167,953,460	1,293,407	DI LI	
LIBERTY INS CORP	IL	42404	(617) 357-9500	218,583,178	3,160,972	215,422,206	41,820,802	CW MT PI VE	
LIBERTY INS UNDERWRITERS INC.	IL	19917	(212) 208-2802	173,773,971	53,930,881	119,843,090	19,373,459	CW DI MT PI SU VE	
LIBERTY LIFE ASSURANCE CO OF BOSTON	NH	65315	(603) 749-2600	13,115,090,983	12,398,209,459	716,881,524	22,619,201	DI LI VL	
LIBERTY MUTUAL FIRE INS CO	WI	23035	(617) 357-9500	5,561,558,829	4,345,262,810	1,216,296,019	72,254,978	CW DI MT PI SU VE	
LIBERTY MUTUAL INS CO	MA	23043	(617) 357-9500	44,475,809,095	29,349,412,770	15,126,396,325	75,072,133	CW DI MT PI SU VE	
LIBERTY NATIONAL LIFE INS CO	NE	65331	(205) 325-2722	7,257,941,188	6,668,213,722	589,727,466	3,243,802	DI LI	
LIBERTY PERSONAL INS CO	NH	11746	(617) 357-9500	16,428,700	1,470,005	14,958,695	0	CI DI MT PI SU VE	
LIFE INS CO OF NORTH AMERICA	PA	65498	(215) 761-1000	6,711,907,633	5,608,453,672	1,103,453,961	85,423,032	DI LI	
LIFE INS CO OF THE SOUTHWEST	TX	65528	(802) 229-3333	12,354,872,316	11,634,712,657	720,159,660	34,760,831	DI LI VA VL	
LIFE OF AMERICA INS CO	TX	81132	(800) 876-8776	12,181,545	10,298,301	1,883,244	7,397	DI LI	
LIFE OF THE SOUTH INS CO	GA	97691	(904) 407-1097	73,928,865	56,411,150	17,517,715	38,270	DI LI	
LIFECARE ASSURANCE CO	AZ	91898	(818) 887-4436	1,779,983,155	1,684,233,477	95,749,680	0	DI LI	
LIFESECURE INS CO	MI	77720	(810) 220-7700	189,749,288	169,516,840	20,232,448	172,309	DI LI	
LIFESHIELD NATIONAL INS CO.	OK	99724	(405) 236-2640	66,919,086	44,530,137	22,388,949	66,189	DI LI	
LIFEWISE ASSURANCE CO	WA	94188	(425) 918-4000	119,416,926	38,358,895	81,058,031	391	DI LI	
LINCOLN BENEFIT LIFE CO	NE	65595	(847) 402-5000	2,070,873,824	1,738,400,865	332,472,959	32,625,427	DI LI VA VL	
LINCOLN GENERAL INS CO	PA	33855	(717) 757-0000	113,234,607	111,586,194	1,648,413	71,418	CW MT PI SU VE	
LINCOLN HERITAGE LIFE INS CO	IL	65927	(602) 957-1650	740,820,277	639,644,046	101,176,231	7,401,825	DI LI	
LINCOLN LIFE & ANNUITY CO OF NEW YORK	NY	62057	(315) 428-8400	12,046,420,124	11,333,384,912	713,035,212	178,940	DI LI	
LINCOLN MUTUAL LIFE AND CASUALTY INS CO	ND	65641	<i>Name changed 8/1/13, now known as LINCOLN REPUBLIC INS CO</i>						
LINCOLN NATIONAL LIFE INS CO, THE	IN	65676	(219) 455-2000	200,018,194,089	193,182,046,244	6,836,147,845	449,306,391	DI LI VA VL	
LINCOLN REPUBLIC INS CO	ND	65641	(800) 325-6915	30,583,992	17,660,102	12,923,890	4,166	DI LI	
LION INS CO	FL	11075	(727) 682-0516	192,413,084	120,007,849	72,405,235	228,170	CW	
LITTLE RIVER INS CO	DE	12508	(919) 759-3200	3,267,362	1,350	3,266,012	0	CI MT PI	
LIVESTOCK MARKET ENHANCEMENT RRG	NV	14084	(702) 678-6868	503,319	14	503,305	0	CI	

Company Name Abbreviations:

CO = COMPANY CORP = CORPORATION INS = INSURANCE RRG = RISK RETENTION GROUP

Authorized Lines:

CE = CERTIFICATE OF EXEMPTION (WITH LINES OF AUTHORITY)

CI = CASUALTY CP = CAPTIVE INSURER CW = CASUALTY WITH WORKERS' COMPENSATION DI = DISABILITY DS = DENTAL SERVICE

HC = HEALTH CARE SERVICES ORGANIZATION HS = HOSPITAL SERVICE LC = LIFE CARE PROVIDER LP = LIFE CARE PROVIDER PROVISIONAL PERMIT

LI = LIFE LR = LIFE AND DISABILITY REINSURANCE MG = MORTGAGE GUARANTY MR = MECHANICAL REIMBURSEMENT REINSURANCE MS = MEDICAL SERVICE

MT = MARINE AND TRANSPORTATION OS = OPTOMETRIC SERVICE PD = PREPAID DENTAL PLAN PI = PROPERTY PL = PREPAID LEGAL

RG = DOMESTIC RISK RETENTION GROUP SU = SURETY TI = TITLE UR = UNAFFILIATED CREDIT LIFE AND DISABILITY REINSURANCE VA = VARIABLE ANNUITY

VE = VEHICLE VL = VARIABLE LIFE

Financial information is as of 12/31/2013 unless alternative fiscal year end is indicated.

† Fiscal year financial information due August 1 or November 1, 2014 pursuant to A.R.S. § 20-1083.

‡ Financial information was not required during this period or is not available due to regulatory action or notification of merger or withdrawal.

* DBA (Doing Business As)

INSURERS AUTHORIZED IN ARIZONA AS OF DECEMBER 31, 2013 - (continued)

NAME	DOMICILE	NAIC #	TELEPHONE	ASSETS	LIABILITIES	CAPITAL & SURPLUS	ARIZONA PREMIUMS	AUTHORIZED LINES	
LM GENERAL INS CO	IL	36447	(617) 357-9500	10,330,194	726,873	9,603,321	62,620,575	CI DI MT PI VE	
LM INS CORP	IL	33600	(617) 357-9500	113,443,635	2,344,528	111,099,107	13,791,277	CW DI MT PI SU VE	
LM PROPERTY AND CASUALTY INS CO	IN	32352	(617) 357-9500	64,486,963	38,600,993	25,885,970	0	CW DI MT PI SU VE	
LONDON LIFE REINSURANCE CO	PA	76694	(215) 542-7200	344,112,316	291,206,236	52,906,080	0	DI LI	
LONGEVITY INS CO	TX	68446	(800) 223-2440	9,034,282	1,186,388	7,847,894	15,309	DI LI	
LOYA INS CO	TX	11198	(915) 590-5692	264,760,884	134,956,066	129,804,818	0	CI DI MT PI SU VE	
LOYAL AMERICAN LIFE INS CO	OH	65722	(512) 451-2224	244,038,600	172,516,970	71,521,630	510,551	DI LI	
LOYAL CHRISTIAN BENEFIT ASSOCIATION	PA	56758	(814) 453-4331	183,597,368	178,489,104	5,108,264	150,113	LI	
LUMBERMENS CASUALTY INS CO	IL	27138	<i>Name changed 8/14/13, now known as MIDVALE INDEMNITY CO</i>						
LUMBERMENS UNDERWRITING ALLIANCE	MO	23108	(561) 994-1900	295,871,711	245,290,855	50,580,856	2,603,529	CW MT PI SU VE	
LYNDON PROPERTY INS CO	MO	35769	(636) 536-5600	365,366,864	218,768,886	146,597,978	6,740,899	CI DI MT PI SU VE	
LYNDON SOUTHERN INS CO	DE	10051	(904) 350-9660	70,672,564	39,680,181	30,992,383	472,828	CI DI MT PI SU VE	
M&T LIFE INS CO	AZ	91111	(602) 254-5866	16,087,877	699,815	15,388,062	0	LR	
MADISON NATIONAL LIFE INS CO, INC.	WI	65781	(608) 238-2691	488,614,473	410,645,851	77,968,622	6,471,517	DI LI	
MAGELLAN COMPLETE CARE OF ARIZONA, INC.	AZ	14641	(410) 953-4714	1,513,036	3,125	1,509,912	0	HC	
MAGELLAN LIFE INS CO	DE	97292	(314) 387-5602	6,306,030	2,632,493	3,673,537	0	DI LI	
MAIDEN REINSURANCE CO	MO	11054	(856) 359-2400	1,159,634,699	890,036,406	269,598,293	0	CW DI MT PI VE	
MAIDSTONE INS CO	NY	34479	(516) 248-1100	14,694,238	10,012,358	4,681,880	0	VE	
MAJESTIC INS CO	CA	42269	(415) 362-7000	14,814,506	1,794,139	13,020,365	0	REHABILITATION	
MANHATTAN LIFE INS CO, THE	NY	65870	(713) 529-0045	310,388,750	273,446,966	36,941,784	160,068	DI LI	
MANHATTAN NATIONAL LIFE INS CO	IL	67083	(513) 357-3300	184,016,778	171,587,333	12,429,445	296,287	DI LI	
MANUFACTURERS ALLIANCE INS CO	PA	36897	(610) 397-5094	175,449,263	108,739,424	66,709,839	489,141	CW DI MT PI SU VE	
MAPFRE INS CO	NJ	23876	(973) 443-0443	52,455,312	33,685,091	18,770,221	4,129,447	CW DI MT PI SU VE	
MARATHON FINANCIAL INS CO, INC. A RRG	DE	11117	(618) 628-3090	8,169,184	6,126,979	2,042,205	0	CI	
MARICOPA CAPTIVE INS CO, INC.	FY Ending 03/31/2013	AZ	14314	(480) 682-4985	Financial Information Not Available			CP	
MARKEL AMERICAN INS CO	VA	28932	(804) 527-2700	441,097,769	305,305,931	135,791,838	2,803,897	CI MT PI VE	
MARKEL INS CO	IL	38970	(800) 431-1270	1,225,693,994	878,307,917	347,386,077	5,005,226	CW DI MT PI SU VE	
MARQUETTE INDEMNITY & LIFE INS CO	AZ	87394	(602) 254-5866	7,161,382	4,123,686	3,037,696	0	DI LI	
MARQUETTE NATIONAL LIFE INS CO	TX	71072	(407) 995-8000	6,858,773	1,173,347	5,685,426	98,817	DI LI	
MARYLAND CASUALTY CO	MD	19356	(847) 605-6000	173,116,699	24,105,395	149,011,305	2,315,927	CW DI MT PI SU VE	
MASSACHUSETTS BAY INS CO	NH	22306	(508) 853-7200	61,150,643	4,770	61,145,873	4,581,250	CW MT PI SU VE	
MASSACHUSETTS MUTUAL LIFE INS CO	MA	65935	(413) 788-8411	182,776,470,724	170,252,023,820	12,524,446,904	111,690,805	DI LI VA VL	
MAXUM CASUALTY INS CO	DE	10784	(678) 597-4500	54,581,773	38,324,482	16,257,291	332,590	CI MT PI SU VE	
MBIA INS CORP	NY	12041	(914) 273-4545	1,280,131,204	877,102,893	403,028,311	0	SU	
MEDAMERICA INS CO	PA	69515	(585) 238-4659	866,238,003	822,590,608	43,647,395	1,298,621	DI LI	
MEDCO CONTAINMENT LIFE INS CO	PA	63762	(201) 269-3400	807,031,839	522,583,421	284,448,418	2,833,918	DI LI	
MEDICAL ALLIANCE INS CO, INC., THE	AZ	14488	(614) 255-2704	Financial Information Not Available			CP		
MEDICAL INS EXCHANGE OF CALIFORNIA	CA	32433	(510) 428-9411	398,675,739	214,985,116	183,690,623	0	CI	
MEDICAL PROTECTIVE CO, THE	IN	11843	(219) 485-9622	3,286,341,352	1,880,620,797	1,405,720,555	9,092,472	CI	
MEDICO CORP LIFE INS CO	NE	79987	(800) 822-9993	25,280,349	844,219	24,436,130	3,401	DI LI	

Company Name Abbreviations:

CO = COMPANY CORP = CORPORATION INS = INSURANCE RRG = RISK RETENTION GROUP

Authorized Lines:

CE = CERTIFICATE OF EXEMPTION (WITH LINES OF AUTHORITY)

CI = CASUALTY CP = CAPTIVE INSURER CW = CASUALTY WITH WORKERS' COMPENSATION DI = DISABILITY DS = DENTAL SERVICE

HC = HEALTH CARE SERVICES ORGANIZATION HS = HOSPITAL SERVICE LC = LIFE CARE PROVIDER LP = LIFE CARE PROVIDER PROVISIONAL PERMIT

LI = LIFE LR = LIFE AND DISABILITY REINSURANCE MG = MORTGAGE GUARANTY MR = MECHANICAL REIMBURSEMENT REINSURANCE MS = MEDICAL SERVICE

MT = MARINE AND TRANSPORTATION OS = OPTOMETRIC SERVICE PD = PREPAID DENTAL PLAN PI = PROPERTY PL = PREPAID LEGAL

RG = DOMESTIC RISK RETENTION GROUP SU = SURETY TI = TITLE UR = UNAFFILIATED CREDIT LIFE AND DISABILITY REINSURANCE VA = VARIABLE ANNUITY

VE = VEHICLE VL = VARIABLE LIFE

Financial information is as of 12/31/2013 unless alternative fiscal year end is indicated.

† Fiscal year financial information due August 1 or November 1, 2014 pursuant to A.R.S. § 20-1083.

‡ Financial information was not required during this period or is not available due to regulatory action or notification of merger or withdrawal.

* DBA (Doing Business As)

INSURERS AUTHORIZED IN ARIZONA AS OF DECEMBER 31, 2013 - (continued)

NAME	DOMICILE	NAIC #	TELEPHONE	ASSETS	LIABILITIES	CAPITAL & SURPLUS	ARIZONA PREMIUMS	AUTHORIZED LINES
MEDICO INS CO	NE	31119	(402) 391-6900	65,729,179	35,982,393	29,746,786	1,763,009	DI LI
MEDICUS INS CO	TX	12754	(866) 815-2023	96,599,549	64,281,845	32,317,704	5,307,046	CI
MEDMARC CASUALTY INS CO	VT	22241	(703) 652-1300	275,252,336	88,002,537	187,249,799	369,114	CI MT SU VE
MEGA LIFE AND HEALTH INS CO, THE	OK	97055	(817) 255-3100	280,981,346	171,797,258	109,184,088	4,478,368	DI LI
MEMBERS HEALTH INS CO	AZ	94587	(931) 388-7872	32,682,354	1,544,172	31,138,182	0	DI LI
MEMBERS LIFE INS CO	IA	86126	(608) 238-5851	22,974,801	5,145,817	17,828,984	784,032	DI LI VA
MEMIC INDEMNITY CO	NH	11030	(603) 695-6601	279,659,574	173,572,429	106,087,145	41,870	CW
MEMORIAL CAPTIVE INS CO	AZ	14287	(602) 427-3208	Financial Information Not Available				CP
MENDAKOTA INS CO	MN	22454	(952) 487-9953	14,079,552	4,959,208	9,120,344	0	MT PI SU VE
MENDOTA INS CO	MN	33650	(800) 422-0794	113,053,740	83,072,706	29,981,034	9,600,627	CI MT PI VE
MENTAL HEALTH RRG, INC.	VT	44237	(802) 860-1958	25,237,243	12,057,148	13,180,095	410,248	CI
MERASTAR INS CO	IL	31968	(312) 661-4700	32,605,685	23,315,823	9,289,861	95,308	CI MT PI VE
MERCHANTS BONDING CO (MUTUAL)	IA	14494	(515) 243-8171	133,809,578	47,875,773	85,933,805	3,968,064	CI SU
MERCHANTS NATIONAL BONDING, INC.	IA	11595	(515) 243-8171	17,311,541	6,756,126	10,555,415	38,878	CI SU
MERCURY CASUALTY CO	CA	11908	(323) 937-1060	2,041,508,389	890,197,875	1,151,310,514	15,723,876	CI MT PI VE
MERCY MARICOPA INTEGRATED CARE	AZ	14904	(602) 453-6060	29,749,963	3,579,887	26,170,075	0	HC
MERIDIAN CITIZENS MUTUAL INS CO	IN	10502	(614) 464-5000	31,961,104	22,793,690	9,167,414	0	CI MT PI VE
MERIDIAN SECURITY INS CO	IN	23353	(614) 464-5000	114,197,498	47,224,346	66,973,152	668	CW MT PI SU VE
MERIT LIFE INS CO.	IN	65951	(812) 424-8031	531,975,110	347,510,541	184,464,569	838,337	DI LI
MERITPLAN INS CO	CA	24821	(949) 222-8000	80,805,193	3,476,620	77,328,573	0	CI DI MT PI VE
MERITUS HEALTH PARTNERS *	AZ	14676	(602) 957-2113	1,487,112	56,758	1,430,354	0	HC
MERITUS MUTUAL HEALTH PARTNERS *	AZ	15092	(602) 957-2113	26,111,504	19,499,738	6,611,767	0	DI
METLIFE INS CO OF CONNECTICUT	CT	87726	(860) 656-3000	60,275,177,238	55,480,611,801	4,794,565,437	17,557,952	DI LI VA VL
METLIFE INVESTORS INS CO	MO	93513	(813) 983-4100	14,875,933,233	14,210,145,038	665,788,195	2,185,535	DI LI VA VL
METLIFE INVESTORS USA INS CO	DE	61050	(813) 983-4100	98,069,661,661	96,136,475,960	1,933,185,701	151,319,681	DI LI VA VL
METROPOLITAN CASUALTY INS CO	RI	40169	(401) 827-2563	196,904,450	145,654,694	51,249,756	24,973,801	CI MT PI VE
METROPOLITAN DIRECT PROPERTY AND CASUALTY INS CO	RI	25321	(401) 827-2400	109,108,388	79,553,518	29,554,870	775,032	CI MT PI SU VE
METROPOLITAN GENERAL INS CO	RI	39950	(401) 827-2400	39,778,983	4,859,495	34,919,488	147,881	CI PI VE
METROPOLITAN GROUP PROPERTY AND CASUALTY INS CO	RI	34339	(401) 827-2400	582,487,524	237,590,971	344,896,553	28,703,037	CI MT PI VE
METROPOLITAN LIFE INS CO	NY	65978	(212) 578-2211	373,393,185,656	360,965,089,494	12,428,096,162	836,853,494	DI LI VA VL
METROPOLITAN PROPERTY AND CASUALTY INS CO	RI	26298	(401) 827-2400	5,499,670,294	3,274,808,958	2,224,861,336	30,388,234	CI MT PI SU VE
METROPOLITAN TOWER LIFE INS CO	DE	97136	(212) 578-2211	4,942,802,281	4,207,345,073	735,457,208	1,781,785	DI LI
MG RE, INC.	AZ	---	(602) 427-3200	Financial Information Not Available				CP
MGA INS CO, INC.	TX	40150	(972) 629-4301	227,481,890	124,787,133	102,694,757	15,268,303	CI MT PI SU VE
MGIC ASSURANCE CORP	WI	22594	(414) 347-6410	10,495,024	342,218	10,152,806	0	CI
MGIC CREDIT ASSURANCE CORP	WI	10682	(414) 347-6480	43,766,259	701,863	43,064,396	0	MG
MGIC INDEMNITY CORP	WI	18740	(414) 347-6410	480,955,832	22,883,061	458,072,771	6,186	MG
MIAMI VALLEY INS CO, THE	AZ	93793	(314) 418-8664	6,025,609	2,177,382	3,848,227	0	LR
MIC GENERAL INS CORP	MI	38660	(336) 435-2000	35,292,001	15,058,519	20,233,482	309,300	CI DI MT PI SU VE
MIC PROPERTY AND CASUALTY INS CORP	MI	38601	(248) 263-6900	90,120,236	36,299,698	53,820,538	429,869	CW MT PI SU VE

Company Name Abbreviations:

CO = COMPANY CORP = CORPORATION INS = INSURANCE RRG = RISK RETENTION GROUP

Authorized Lines:

CE = CERTIFICATE OF EXEMPTION (WITH LINES OF AUTHORITY)
 CI = CASUALTY CP = CAPTIVE INSURER CW = CASUALTY WITH WORKERS' COMPENSATION DI = DISABILITY DS = DENTAL SERVICE
 HC = HEALTH CARE SERVICES ORGANIZATION HS = HOSPITAL SERVICE LC = LIFE CARE PROVIDER LP = LIFE CARE PROVIDER PROVISIONAL PERMIT
 LI = LIFE LR = LIFE AND DISABILITY REINSURANCE MG = MORTGAGE GUARANTY MR = MECHANICAL REIMBURSEMENT REINSURANCE MS = MEDICAL SERVICE
 MT = MARINE AND TRANSPORTATION OS = OPTOMETRIC SERVICE PD = PREPAID DENTAL PLAN PI = PROPERTY PL = PREPAID LEGAL
 RG = DOMESTIC RISK RETENTION GROUP SU = SURETY TI = TITLE UR = UNAFFILIATED CREDIT LIFE AND DISABILITY REINSURANCE VA = VARIABLE ANNUITY
 VE = VEHICLE VL = VARIABLE LIFE

Financial information is as of 12/31/2013 unless alternative fiscal year end is indicated.

† Fiscal year financial information due August 1 or November 1, 2014 pursuant to A.R.S. § 20-1083.

‡ Financial information was not required during this period or is not available due to regulatory action or notification of merger or withdrawal.

* DBA (Doing Business As)

INSURERS AUTHORIZED IN ARIZONA AS OF DECEMBER 31, 2013 - (continued)

NAME	DOMICILE	NAIC #	TELEPHONE	ASSETS	LIABILITIES	CAPITAL & SURPLUS	ARIZONA PREMIUMS	AUTHORIZED LINES
MICHIGAN MILLERS MUTUAL INS CO	MI	14508	(517) 482-6211	191,776,217	111,652,323	80,123,894	0	CI MT PI SU VE
MID-CENTURY INS CO	CA	21687	(323) 932-3200	3,714,700,964	2,793,436,946	921,264,018	26,037,824	CW DI MT PI SU VE
MID-CONTINENT CASUALTY CO	OH	23418	(918) 587-7221	459,067,499	327,097,860	131,969,639	174,745	CI MT PI SU VE
MIDDLESEX INS CO	WI	23434	(715) 346-6000	653,237,357	410,485,895	242,751,461	105,291	CW DI MT PI SU VE
MIDLAND NATIONAL LIFE INS CO	IA	66044	(605) 373-2371	37,441,034,458	34,877,980,033	2,563,054,425	89,385,756	DI LI VA VL
MIDSTATES REINSURANCE CORP	IL	20451	(937) 428-6218	87,806,637	53,700,793	34,105,844	0	SUSPENDED
MIDVALE INDEMNITY CO	IL	27138	(608) 249-2111	12,751,234	653,406	12,097,828	0	CI DI MT PI SU VE
MIDWEST BUILDERS' CASUALTY MUTUAL CO	KS	13126	(816) 474-7799	78,799,055	37,407,155	41,391,894	43,434	CW MT PI SU VE
MIDWEST EMPLOYERS CASUALTY CO	DE	23612	(636) 449-7000	147,541,921	53,963,072	93,578,849	110,104	CW DI MT PI SU VE
MIDWEST FAMILY MUTUAL INS CO	IA	23574	(763) 951-7000	162,793,859	118,318,294	44,475,565	3,983,343	CW MT PI SU VE
MIDWEST INS CO	IL	10895	(217) 726-6811	77,662,935	54,464,431	23,198,504	0	CW
MID-WEST NATIONAL LIFE INS CO OF TENNESSEE	TX	66087	(817) 255-3100	92,033,397	40,320,152	51,713,245	2,037,521	DI LI
MIDWEST PROVIDER INS CO, A RRG, INC.	AZ	12147	(808) 521-0730	5,547,954	4,933,353	614,601	0	RG
MIDWESTERN UNITED LIFE INS CO	IN	66109	(770) 980-5100	238,684,378	116,707,996	121,976,382	50,734	DI LI
MILBANK INS CO	IA	41653	(614) 464-5000	516,568,533	386,971,647	129,596,886	15,782,994	CI DI MT PI SU VE
MILWAUKEE CASUALTY INS CO.	WI	26662	(262) 207-8500	37,356,609	22,444,692	14,911,917	513,466	CW MT PI SU VE
MINNESOTA LAWYERS MUTUAL INS CO	MN	42234	(612) 341-4530	153,711,761	80,682,905	73,028,856	0	CI
MINNESOTA LIFE INS CO	MN	66168	(651) 665-3500	33,154,406,628	30,824,726,627	2,329,680,000	98,200,331	DI LI VA VL
MINNETONKA LIFE INS CO	AZ	78760	(847) 572-6860	Financial Information Not Available †				UR
MISSISSIPPI VALLEY CO	AZ	75396	(602) 254-5866	6,429,298	812	6,428,486	0	LR
mitsui sumitomo ins co of america	NY	20362	(908) 604-2900	845,215,783	525,585,615	319,630,168	1,851,007	CW DI MT PI SU VE
MITSUI SUMITOMO INS USA INC.	NY	22551	(908) 604-2900	118,970,389	58,301,917	60,668,472	1,116,691	CW MT PI SU VE
MMIC RRG, INC.	DC	14062	(802) 658-9466	710,115	20,411	689,704	15,000	CI
MML BAY STATE LIFE INS CO	CT	70416	(413) 788-8411	4,587,907,421	4,391,886,153	196,021,268	1,010,062	DI LI VA VL
MODERN SERVICE INS CO	IL	23655	(309) 821-6285	27,637,083	445,977	27,191,106	103	CI MT PI VE
MODERN WOODMEN OF AMERICA	IL	57541	(309) 786-6481	13,398,445,744	11,883,001,493	1,515,444,251	7,274,447	VA DI LI VL
MOHAVE TRANSPORTATION INS CO	AZ	14349	(602) 427-3208	Financial Information Not Available				CP
MONARCH LIFE INS CO	MA	66265	(413) 784-2000	755,023,868	748,444,666	6,579,202	195,095	REHABILITATION
MONITOR LIFE INS CO OF NEW YORK	NY	81442	(315) 797-5200	18,064,695	8,981,688	9,083,006	852,885	DI LI
MONTEREY INS CO	CA	23540	(831) 649-1155	79,034,501	47,320,907	31,713,594	3,919,611	CI MT PI VE
MONUMENTAL LIFE INS CO	IA	66281	(319) 355-8511	31,879,574,241	30,908,349,522	971,224,719	24,721,047	DI LI VA VL
MONY LIFE INS CO	NY	66370	(800) 487-6669	7,683,134,220	7,373,908,078	309,226,143	3,036,551	DI LI VA VL
MONY LIFE INS CO OF AMERICA	AZ	78077	(201) 743-5132	2,794,338,410	2,437,652,801	356,685,609	7,725,902	DI LI VA VL
MORTGAGE GUARANTY INS CORP	WI	29858	(414) 347-6480	4,406,235,074	2,885,594,908	1,520,640,166	15,476,633	MG
MOSAIC INS CO	DE	16187	(212) 859-0500	19,973,853	1,393,148	18,580,705	0	CI DI MT PI SU VE
MOTORISTS COMMERCIAL MUTUAL INS CO	OH	13331	(614) 225-8211	336,894,974	195,978,427	140,916,547	7,140	CW DI MT PI SU VE
MOTORS INS CORP	MI	22012	(248) 263-6900	2,604,963,121	1,509,331,824	1,095,631,298	561,596	PI SU VE
MOUNTAIN LIFE INS CO	TN	80020	(423) 970-2800	12,011,911	6,904,383	5,107,528	0	DI LI
MOUNTAIN STATES INDEMNITY CO	NM	10177	(505) 764-1400	55,982,806	23,036,509	32,946,297	0	CW MT PI SU VE
MOUNTAIN STATES MUTUAL CASUALTY CO	NM	14648	(505) 764-1400	158,442,565	72,540,837	85,901,728	0	CW MT PI SU VE

Company Name Abbreviations:

CO = COMPANY CORP = CORPORATION INS = INSURANCE RRG = RISK RETENTION GROUP

Authorized Lines:

CE = CERTIFICATE OF EXEMPTION (WITH LINES OF AUTHORITY)
 CI = CASUALTY CP = CAPTIVE INSURER CW = CASUALTY WITH WORKERS' COMPENSATION DI = DISABILITY DS = DENTAL SERVICE
 HC = HEALTH CARE SERVICES ORGANIZATION HS = HOSPITAL SERVICE LC = LIFE CARE PROVIDER LP = LIFE CARE PROVIDER PROVISIONAL PERMIT
 LI = LIFE LR = LIFE AND DISABILITY REINSURANCE MG = MORTGAGE GUARANTY MR = MECHANICAL REIMBURSEMENT REINSURANCE MS = MEDICAL SERVICE
 MT = MARINE AND TRANSPORTATION OS = OPTOMETRIC SERVICE PD = PREPAID DENTAL PLAN PI = PROPERTY PL = PREPAID LEGAL
 RG = DOMESTIC RISK RETENTION GROUP SU = SURETY TI = TITLE UR = UNAFFILIATED CREDIT LIFE AND DISABILITY REINSURANCE VA = VARIABLE ANNUITY
 VE = VEHICLE VL = VARIABLE LIFE

Financial information is as of 12/31/2013 unless alternative fiscal year end is indicated.

† Fiscal year financial information due August 1 or November 1, 2014 pursuant to A.R.S. § 20-1083.

‡ Financial information was not required during this period or is not available due to regulatory action or notification of merger or withdrawal.

* DBA (Doing Business As)

INSURERS AUTHORIZED IN ARIZONA AS OF DECEMBER 31, 2013 - (continued)

NAME	DOMICILE	NAIC #	TELEPHONE	ASSETS	LIABILITIES	CAPITAL & SURPLUS	ARIZONA PREMIUMS	AUTHORIZED LINES
MOUNTAIN WEST FARM BUREAU MUTUAL INS CO	WY	29440	(307) 745-4835	365,903,711	225,099,252	140,804,460	321,088	CI PI VE
MTL INS CO	IL	66427	(630) 990-1000	1,894,919,734	1,767,104,282	127,815,452	4,366,983	DI LI VL
MUNICH AMERICAN REASSURANCE CO	GA	66346	(770) 394-5665	6,981,203,310	6,191,328,284	789,875,026	0	DI LI
MUNICH REINSURANCE AMERICA, INC.	DE	10227	(609) 243-4200	16,840,757,210	11,552,713,679	5,288,043,531	0	CW DI MT PI SU VE
MUNICIPAL AND INFRASTRUCTURE ASSURANCE CORP	NY	13559	<i>Name changed 1/9/13, now known as MUNICIPAL ASSURANCE CORP.</i>					
MUNICIPAL ASSURANCE CORP.	NY	13559	(212) 974-0100	1,516,209,012	1,001,817,106	514,391,906	0	SU
MUTUAL INS CO OF ARIZONA	AZ	32832	(602) 956-5276	1,007,950,070	471,447,258	536,502,812	114,138,479	CI
MUTUAL OF AMERICA LIFE INS CO	NY	88668	(212) 224-1600	16,666,681,959	15,715,519,445	951,162,514	33,551,359	DI LI VA VL
MUTUAL OF ENUMCLAW INS CO	WA	14761	(800) 366-5551	634,775,572	347,896,433	286,879,139	0	CI MT PI VE
MUTUAL OF OMAHA INS CO	NE	71412	(402) 342-7600	5,795,359,051	3,120,813,207	2,674,545,844	21,292,830	DI LI
MUTUAL RRG, INC. (THE)	HI	26257	(925) 949-0101	80,213,684	42,178,503	38,035,180	626,602	CI
NASW RRG, INC.	DC	14366	(303) 996-5446	2,328,603	1,025,056	1,303,547	29,726	CI
NATIONAL AMERICAN INS CO	OK	23663	(405) 258-4262	172,994,318	112,083,318	60,911,000	50,799	CW MT PI SU VE
NATIONAL AMERICAN INS CO OF CALIFORNIA	CA	23671	(562) 279-1300	42,793,710	25,357,583	17,436,127	0	CW MT PI SU VE
NATIONAL BENEFIT LIFE INS CO	NY	61409	(718) 248-8000	484,026,131	309,495,245	174,530,886	391,639	DI LI
NATIONAL CASUALTY CO	WI	11991	(480) 365-4000	280,886,646	155,012,065	125,874,581	7,931,929	CW DI MT PI SU VE
NATIONAL CATHOLIC RRG, INC. (THE)	VT	10083	(802) 651-3351	64,757,752	46,812,389	17,945,363	0	CI
NATIONAL CONTINENTAL INS CO	NY	10243	(440) 461-5000	187,439,458	138,547,958	48,891,500	345,896	CI DI MT PI SU VE
NATIONAL CONTRACTORS INS CO, INC., A RRG	MT	12293	(406) 282-0170	6,641,569	4,291,450	2,350,119	153,636	CI
NATIONAL FARMERS UNION LIFE INS CO	TX	66540	(816) 391-2000	221,564,208	178,397,121	43,167,087	64,137	DI LI
NATIONAL FARMERS UNION PROPERTY AND CASUALTY CO	WI	16217	(608) 837-4440	178,352,524	136,677,201	41,675,323	212,763	CW DI MT PI SU VE
NATIONAL FIRE AND INDEMNITY EXCHANGE	MO	15679	(314) 832-1118	11,839,904	5,696,133	6,143,771	44,707	CI MT PI
NATIONAL FIRE INS CO OF HARTFORD	IL	20478	(312) 822-5000	116,254,520	78,631	116,175,889	7,653,249	CW DI MT PI SU VE
NATIONAL FOUNDATION LIFE INS CO	TX	98205	(817) 878-3300	26,678,261	16,172,872	10,505,389	816,366	DI LI
NATIONAL GENERAL ASSURANCE CO	MO	42447	(336) 435-2612	38,566,071	22,801,746	15,764,325	6,878,405	CI MT PI VE
NATIONAL GENERAL INS CO	MO	23728	(336) 435-2612	55,608,815	29,808,966	25,799,849	2,943,150	CI PI VE
NATIONAL GENERAL INS ONLINE, INC.	MO	11044	(336) 435-2612	18,541,475	8,602,132	9,939,343	5,799,630	CI MT PI VE
NATIONAL GUARDIAN LIFE INS CO	WI	66583	(608) 257-5611	2,730,752,212	2,489,406,571	241,345,641	7,154,887	DI LI
NATIONAL GUARDIAN RRG, INC.	HI	36072	(231) 946-6200	16,356,318	10,373,092	5,983,226	0	CI
NATIONAL HEALTH INS CO	TX	82538	(888) 781-0580	13,794,234	3,454,428	10,339,805	4,219	DI LI
NATIONAL HOME INS. CO., A RRG	CO	44016	(720) 747-6000	42,854,354	26,297,781	16,556,573	0	CI
NATIONAL INDEMNITY CO	NE	20087	(402) 916-3000	151,911,726,481	54,685,674,659	97,226,051,822	3,947,914	CW DI MT PI SU VE
NATIONAL INDEPENDENT TRUCKERS INS CO, A RRG	SC	11197	(843) 766-2327	10,496,497	4,420,122	6,076,375	15,800	CI VE
NATIONAL INS ASSOCIATION	IN	27944	(617) 357-9500	13,021,980	1,956	13,020,024	0	VE
NATIONAL INTERSTATE INS CO	OH	32620	(330) 659-8900	1,054,079,940	770,660,825	283,419,115	5,524,641	CW MT PI SU VE
NATIONAL LIABILITY & FIRE INS CO	CT	20052	(402) 916-3000	1,836,127,178	937,172,355	898,954,824	1,771,625	CW MT PI VE
NATIONAL LIFE INS CO	VT	66680	(802) 229-3333	9,091,306,927	7,678,162,670	1,413,144,257	4,336,082	DI LI VA VL
NATIONAL LLOYDS INS CO	TX	15474	(254) 399-0626	199,919,362	101,317,472	98,601,890	0	CI PI VE
NATIONAL MEDICAL PROFESSIONAL RRG, INC	SC	12529	(843) 614-3135	6,662,819	3,353,032	3,309,784	172,889	CI
NATIONAL MORTGAGE INS CORP	WI	13695	(855) 873-2584	194,180,118	13,870,243	180,309,875	4,435	MG

Company Name Abbreviations:

CO = COMPANY CORP = CORPORATION INS = INSURANCE RRG = RISK RETENTION GROUP

Authorized Lines:

CE = CERTIFICATE OF EXEMPTION (WITH LINES OF AUTHORITY)

CI = CASUALTY CP = CAPTIVE INSURER CW = CASUALTY WITH WORKERS' COMPENSATION DI = DISABILITY DS = DENTAL SERVICE

HC = HEALTH CARE SERVICES ORGANIZATION HS = HOSPITAL SERVICE LC = LIFE CARE PROVIDER LP = LIFE CARE PROVIDER PROVISIONAL PERMIT

LI = LIFE LR = LIFE AND DISABILITY REINSURANCE MG = MORTGAGE GUARANTY MR = MECHANICAL REIMBURSEMENT REINSURANCE MS = MEDICAL SERVICE

MT = MARINE AND TRANSPORTATION OS = OPTOMETRIC SERVICE PD = PREPAID DENTAL PLAN PI = PROPERTY PL = PREPAID LEGAL

RG = DOMESTIC RISK RETENTION GROUP SU = SURETY TI = TITLE UR = UNAFFILIATED CREDIT LIFE AND DISABILITY REINSURANCE VA = VARIABLE ANNUITY

VE = VEHICLE VL = VARIABLE LIFE

Financial information is as of 12/31/2013 unless alternative fiscal year end is indicated.

† Fiscal year financial information due August 1 or November 1, 2014 pursuant to A.R.S. § 20-1083.

‡ Financial information was not required during this period or is not available due to regulatory action or notification of merger or withdrawal.

* DBA (Doing Business As)

INSURERS AUTHORIZED IN ARIZONA AS OF DECEMBER 31, 2013 - (continued)

NAME	DOMICILE	NAIC #	TELEPHONE	ASSETS	LIABILITIES	CAPITAL & SURPLUS	ARIZONA PREMIUMS	AUTHORIZED LINES
NATIONAL MUTUAL BENEFIT	WI	56073	(608) 833-1936	318,746,371	286,444,065	32,302,306	34,592	DI LI
NATIONAL PROTECTIVE LIFE INS CO	AZ	63347	(602) 200-6900	2,478,547	1,061,934	1,416,613	0	LR
NATIONAL PUBLIC FINANCE GUARANTEE CORP	NY	23825	(914) 273-4545	5,339,688,236	3,253,556,348	2,086,131,888	0	SU
NATIONAL SECURITY LIFE AND ANNUITY CO	NY	85472	(877) 446-6060	354,750,033	326,156,877	28,593,155	0	LI
NATIONAL SERVICE CONTRACT INS CO RRG, INC.	DC	10234	(202) 471-5944	12,361,390	1,777,882	10,583,508	108,758	CI
NATIONAL SLOVAK SOCIETY OF THE USA, THE	PA	56782	(724) 731-0094	727,623,530	706,427,692	21,195,838	0	LI
NATIONAL SPECIALTY INS CO	TX	22608	(817) 265-2000	52,674,670	21,268,753	31,405,917	1,143,446	CW MT PI VE
NATIONAL SURETY CORP	IL	21881	(415) 899-3301	160,271,143	33,575,322	126,695,821	3,612,519	CW DI MT PI SU VE
NATIONAL TEACHERS ASSOCIATES LIFE INS CO	TX	87963	(972) 532-2100	381,829,745	308,699,080	73,130,665	117,680	DI LI
NATIONAL TITLE INS OF NEW YORK INC.	NY	51020	(904) 854-8100	122,137,881	70,320,978	51,816,903	9,446,798	TI
NATIONAL TRUST INS CO	IN	20141	(800) 226-3224	34,878,699	(701,067)	35,579,766	0	CW MT PI SU VE
NATIONAL UNION FIRE INS CO OF PITTSBURGH, PA	PA	19445	(212) 770-7000	24,709,620,069	18,873,141,482	5,836,478,587	65,315,124	CW DI MT PI SU VE
NATIONAL UNITY INS CO	TX	19119	(210) 479-8886	66,891,960	45,673,000	21,218,957	1,552,589	CI PI VE
NATIONAL WESTERN LIFE INS CO	CO	66850	(512) 836-1010	9,771,161,177	8,644,929,231	1,126,231,946	79,444,453	DI LI
NATIONWIDE AFFINITY INS CO OF AMERICA	OH	26093	(614) 249-7111	348,214,321	335,534,748	12,679,573	17,267,067	CW DI MT PI SU VE
NATIONWIDE AGRIBUSINESS INS CO	IA	28223	(614) 249-7111	377,133,601	310,432,163	66,701,438	4,893,788	CW MT PI SU VE
NATIONWIDE ASSURANCE CO	WI	10723	(614) 249-7111	142,815,444	83,748,181	59,067,263	0	VE
NATIONWIDE INS CO OF AMERICA	WI	25453	(614) 249-7111	504,892,486	355,943,298	148,949,188	24,508,867	CI MT PI VE
NATIONWIDE LIFE AND ANNUITY INS CO	OH	92657	(614) 249-8153	6,901,560,158	6,367,493,713	534,066,445	10,962,477	DI LI VA VL
NATIONWIDE LIFE INS CO	OH	66869	(614) 249-7111	120,675,581,418	117,125,630,142	3,549,951,275	337,680,356	DI LI VA VL
NATIONWIDE MUTUAL FIRE INS CO	OH	23779	(614) 249-7111	5,410,139,901	2,965,062,569	2,445,077,332	2,086,304	CW DI MT PI SU VE
NATIONWIDE MUTUAL INS CO	OH	23787	(614) 249-7111	32,675,758,115	20,883,229,605	11,792,528,510	14,833,744	CW DI MT PI PL SU VE
NATIONWIDE PROPERTY AND CASUALTY INS CO	OH	37877	(614) 249-7111	575,012,088	519,407,400	55,604,688	0	CW DI MT PI SU VE
NAU COUNTRY INS CO	MN	25240	(763) 427-3770	1,300,080,790	1,025,290,164	274,790,626	3,723,352	CI MT PI SU VE
NAUTILUS INS CO	AZ	17370	(480) 951-0905	246,437,535	95,950,708	150,486,826	2,452,642	CW MT PI SU VE
NAVIGATORS INS CO	NY	42307	(203) 905-6090	2,215,012,757	1,410,940,048	804,072,709	10,337,940	CI DI MT PI SU VE
NCMIC INS CO	IA	15865	(515) 313-4500	593,933,151	352,472,324	241,460,827	1,848,973	CI
NETHERLANDS INS CO, THE	NH	24171	(617) 357-9500	126,737,377	43,469,659	83,267,718	240	CI MT PI SU VE
NEVADA GENERAL INS CO	NV	10007	(702) 367-9616	23,409,097	8,429,245	14,979,852	773,992	CI MT PI SU VE
NEW BREMEN LIFE INS CO	AZ	89516	(602) 254-5866	Financial Information Not Available †				UR
NEW ENGLAND INS CO	CT	21830	(617) 526-8500	43,903,987	4,292,503	39,611,484	0	CI MT PI SU VE
NEW ENGLAND LIFE INS CO	MA	91626	(617) 578-2000	11,640,206,897	11,069,146,542	571,060,355	7,013,297	DI LI VA VL
NEW ENGLAND REINSURANCE CORP	CT	41629	(617) 526-8500	44,654,720	4,367,377	40,287,342	0	CI MT PI SU VE
NEW ERA LIFE INS CO	TX	78743	(281) 368-7200	371,259,290	313,273,301	57,985,989	56,636	DI LI
NEW HAMPSHIRE INS CO	PA	23841	(212) 770-7000	3,271,396,563	2,539,971,117	731,425,446	15,766,535	CW DI MT PI SU VE
NEW HOME WARRANTY INS CO., A RRG	DC	13792	(720) 747-6000	14,514,603	9,101,758	5,412,845	237,697	CI
NEW MEXICO FOUNDATION INS CO	NM	23051	(505) 345-7260	22,569,067	6,390,066	16,179,001	0	CW MT PI SU VE
NEW SUTLIFF WARRANTY CO	AZ	11226	(602) 439-4322	155,954	169,479	(13,524)	0	MR
NEW YORK LIFE AGENTS REINSURANCE CO	AZ	68723	(602) 648-4040	25,162,545	5,010,327	20,152,218	0	LR
NEW YORK LIFE INS AND ANNUITY CORP	DE	91596	(212) 576-7000	119,946,553,420	113,198,461,233	6,748,092,187	201,022,913	DI LI VA VL

Company Name Abbreviations:

CO = COMPANY CORP = CORPORATION INS = INSURANCE RRG = RISK RETENTION GROUP

Authorized Lines:

CE = CERTIFICATE OF EXEMPTION (WITH LINES OF AUTHORITY)

CI = CASUALTY CP = CAPTIVE INSURER CW = CASUALTY WITH WORKERS' COMPENSATION DI = DISABILITY DS = DENTAL SERVICE

HC = HEALTH CARE SERVICES ORGANIZATION HS = HOSPITAL SERVICE LC = LIFE CARE PROVIDER LP = LIFE CARE PROVIDER PROVISIONAL PERMIT

LI = LIFE LR = LIFE AND DISABILITY REINSURANCE MG = MORTGAGE GUARANTY MR = MECHANICAL REIMBURSEMENT REINSURANCE MS = MEDICAL SERVICE

MT = MARINE AND TRANSPORTATION OS = OPTOMETRIC SERVICE PD = PREPAID DENTAL PLAN PI = PROPERTY PL = PREPAID LEGAL

RG = DOMESTIC RISK RETENTION GROUP SU = SURETY TI = TITLE UR = UNAFFILIATED CREDIT LIFE AND DISABILITY REINSURANCE VA = VARIABLE ANNUITY

VE = VEHICLE VL = VARIABLE LIFE

Financial information is as of 12/31/2013 unless alternative fiscal year end is indicated.

† Fiscal year financial information due August 1 or November 1, 2014 pursuant to A.R.S. § 20-1083.

‡ Financial information was not required during this period or is not available due to regulatory action or notification of merger or withdrawal.

* DBA (Doing Business As)

INSURERS AUTHORIZED IN ARIZONA AS OF DECEMBER 31, 2013 - (continued)

NAME	DOMICILE	NAIC #	TELEPHONE	ASSETS	LIABILITIES	CAPITAL & SURPLUS	ARIZONA PREMIUMS	AUTHORIZED LINES	
NEW YORK LIFE INS CO	NY	66915	(212) 576-7000	139,197,760,773	121,343,990,709	17,853,770,064	88,488,408	DI LI	
NEW YORK MARINE AND GENERAL INS CO	NY	16608	(973) 532-1907	891,736,605	651,633,473	240,103,132	3,004,455	CW MT PI SU VE	
NEWPORT INS CO	AZ	24848	(949) 222-8000	52,943,194	7,409,289	45,533,905	21,558	CI PI VE	
NGM INS CO	FL	14788	(877) 927-5672	2,265,302,318	1,328,418,312	936,884,006	7,072,817	CW MT PI SU VE	
NIPPON LIFE INS CO OF AMERICA	IA	81264	(212) 682-3000	225,090,340	88,422,427	136,667,913	0	DI LI VA	
NIPPONKOA INS CO, LIMITED (U.S. BRANCH)	JAPAN	27073	(212) 405-1650	251,565,076	177,424,711	74,140,365	27,329	CW MT PI SU VE	
NORCAL MUTUAL INS CO	CA	33200	(415) 397-9700	1,323,311,537	689,109,696	634,201,841	0	CI	
NORGUARD INS CO	PA	31470	(800) 673-2465	426,874,298	275,920,502	150,953,796	1,425,638	CW DI MT PI SU VE	
NORTH AMERICAN CO FOR LIFE AND HEALTH INS	IA	66974	(605) 373-2371	15,021,668,572	13,956,521,072	1,065,147,500	50,251,786	DI LI	
NORTH AMERICAN ELITE INS CO	NH	29700	(603) 644-6600	123,437,828	88,229,778	35,208,050	7,075,826	CW DI MT PI SU VE	
NORTH AMERICAN NATIONAL RE INS CO	AZ	60118	(303) 709-2090	34,713,585	27,318,266	7,395,319	0	LR	
NORTH AMERICAN SPECIALTY INS CO	NH	29874	(603) 644-6600	514,172,911	141,125,693	373,047,218	1,981,042	CW DI MT PI SU VE	
NORTH AMERICAN TITLE INS CO	CA	50130	(305) 229-6500	85,303,628	32,744,635	52,558,993	2,019,738	TI	
NORTH CAROLINA MUTUAL LIFE INS CO	NC	67032	(919) 682-9201	145,238,664	141,974,937	3,263,727	448	DI LI	
NORTH COAST LIFE INS CO	WA	67059	(210) 357-2222	145,674,358	137,692,210	7,982,148	688,441	DI LI	
NORTH POINTE INS CO	PA	27740	(608) 837-4440	98,714,532	77,711,892	21,002,639	544,867	CW MT PI	
NORTH RIVER INS CO	NJ	21105	(973) 490-6600	938,192,988	675,113,095	263,079,893	1,202,426	CW DI MT PI SU VE	
NORTH SEA INS CO	NY	38148	Name changed 1/1/13, now known as LANCER INDEMNITY CO						
NORTHBROOK INDEMNITY CO	IL	36455	(847) 402-5000	39,152,075	351,211	38,800,864	23,821	CW DI MT PI SU VE	
NORTHERN INS CO OF NEW YORK	NY	19372	(847) 605-6000	38,014,366	8,520,416	29,493,950	1,099,411	CW DI MT PI SU VE	
NORTHLAND CASUALTY CO	CT	24031	(860) 277-0111	104,153,508	69,988,478	34,165,029	48,841	CI MT PI VE	
NORTHLAND INS CO	CT	24015	(860) 277-0111	1,157,606,508	624,315,817	533,290,691	4,067,443	CI MT PI SU VE	
NORTHWESTERN ARIZONA REGIONAL INS CO, INC. FY Ending 06/30/2013	AZ	14279	(602) 222-2121	Financial Information Not Available				CP	
NORTHWESTERN LONG TERM CARE INS CO	WI	69000	(414) 665-2510	2,220,146,334	2,006,396,186	213,750,148	4,662,254	DI LI	
NORTHWESTERN MUTUAL LIFE INS CO, THE	WI	67091	(414) 271-1444	215,165,005,933	197,966,221,335	17,198,784,598	125,760,351	DI LI VA VL	
NORTHWESTERN NATIONAL INS CO. OF MILWAUKEE, WI	WI	23914	(513) 425-5899	35,165,764	27,974,057	7,191,707	0	SUSPENDED	
NOVA CASUALTY CO	NY	42552	(860) 683-4250	95,631,438	5,088,167	90,543,271	2,929,984	CW DI MT PI SU VE	
NUTMEG INS CO	CT	39608	(860) 547-5000	421,694,345	165,053,100	256,641,246	(12)	CW DI MT PI SU VE	
NW RE, LIMITED	FY Ending 08/31/2013	AZ	14293	(602) 337-6302	Financial Information Not Available			CP	
NYLIFE INS CO OF ARIZONA	AZ	81353	(212) 576-7000	194,934,357	126,742,637	68,191,720	1,371,010	DI LI VA VL	
OAKWOOD INS CO	TN	31208	(860) 368-2000	30,349,090	9,615,045	20,734,048	0	DI PI	
OBI NATIONAL INS CO	PA	14190	(781) 332-7000	12,950,877	7,522	12,943,355	0	CW	
OCCIDENTAL FIRE & CASUALTY CO OF NORTH CAROLINA	NC	23248	(919) 833-1600	420,433,129	265,435,424	154,997,705	4,688,763	CW DI MT PI SU VE	
OCCIDENTAL LIFE INS CO OF NORTH CAROLINA	TX	67148	(254) 297-2775	249,856,427	216,889,288	32,967,139	457,903	DI LI	
OCEANUS INS CO, A RRG	SC	12189	(843) 766-2327	79,823,114	58,960,977	20,862,137	724,003	CI	
ODANA LIFE REINSURANCE CO	AZ	- - -	(602) 200-6900	Financial Information Not Available †				UR	
ODYSSEY REINSURANCE CO	CT	23680	(203) 977-8000	7,447,983,240	4,345,434,364	3,102,548,876	0	CI DI MT PI SU VE	
OHIC INS CO	OH	35602	(707) 226-0100	106,835,890	63,127,149	43,708,741	0	CI DI PI VE	
OHIO CASUALTY INS CO, THE	NH	24074	(617) 357-9500	5,639,598,048	4,255,479,567	1,384,118,481	5,489,614	CW DI MT PI SU VE	
OHIO FARMERS INS CO	OH	24104	(330) 887-0101	2,404,576,906	595,886,710	1,808,690,196	5,194	CW DI MT PI SU VE	

Company Name Abbreviations:

CO = COMPANY CORP = CORPORATION INS = INSURANCE RRG = RISK RETENTION GROUP

Authorized Lines:

CE = CERTIFICATE OF EXEMPTION (WITH LINES OF AUTHORITY)
 CI = CASUALTY CP = CAPTIVE INSURER CW = CASUALTY WITH WORKERS' COMPENSATION DI = DISABILITY DS = DENTAL SERVICE
 HC = HEALTH CARE SERVICES ORGANIZATION HS = HOSPITAL SERVICE LC = LIFE CARE PROVIDER LP = LIFE CARE PROVIDER PROVISIONAL PERMIT
 LI = LIFE LR = LIFE AND DISABILITY REINSURANCE MG = MORTGAGE GUARANTY MR = MECHANICAL REIMBURSEMENT REINSURANCE MS = MEDICAL SERVICE
 MT = MARINE AND TRANSPORTATION OS = OPTOMETRIC SERVICE PD = PREPAID DENTAL PLAN PI = PROPERTY PL = PREPAID LEGAL
 RG = DOMESTIC RISK RETENTION GROUP SU = SURETY TI = TITLE UR = UNAFFILIATED CREDIT LIFE AND DISABILITY REINSURANCE VA = VARIABLE ANNUITY
 VE = VEHICLE VL = VARIABLE LIFE

Financial information is as of 12/31/2013 unless alternative fiscal year end is indicated.

† Fiscal year financial information due August 1 or November 1, 2014 pursuant to A.R.S. § 20-1083.

‡ Financial information was not required during this period or is not available due to regulatory action or notification of merger or withdrawal.

* DBA (Doing Business As)

INSURERS AUTHORIZED IN ARIZONA AS OF DECEMBER 31, 2013 - (continued)

NAME	DOMICILE	NAIC #	TELEPHONE	ASSETS	LIABILITIES	CAPITAL & SURPLUS	ARIZONA PREMIUMS	AUTHORIZED LINES
OHIO INDEMNITY CO	OH	26565	(614) 228-2800	133,325,549	88,101,019	45,224,530	1,118,149	CI MT SU VE
OHIO NATIONAL LIFE ASSURANCE CORP	OH	89206	(513) 794-6100	3,408,148,155	3,091,372,027	316,776,128	5,368,367	DI LI VL
OHIO NATIONAL LIFE INS CO, THE	OH	67172	(513) 794-6100	25,384,877,655	24,382,133,468	1,002,744,185	50,447,330	DI LI VA VL
OHIO SECURITY INS CO	NH	24082	(617) 357-9500	78,244,676	63,259,337	14,985,339	19,850,100	CW MT PI SU VE
OHIO STATE LIFE INS CO, THE	TX	67180	(816) 391-2000	13,554,519	3,255,450	10,299,069	466,876	DI LI
OHSU INS CO	FY Ending 06/30/2013 AZ	14351	(602) 337-6302	Financial Information Not Available				CP
OLD AMERICAN INDEMNITY CO	KY	11665	(214) 561-1991	8,966,249	4,257,056	4,709,193	1,093	CI PI VE
OLD AMERICAN INS CO	MO	67199	(816) 753-7000	248,333,060	226,352,393	21,980,667	2,250,689	DI LI
OLD REPUBLIC GENERAL INS CORP	IL	24139	(312) 346-8100	1,730,622,775	1,298,953,782	431,668,993	6,213,812	CW DI MT PI SU VE
OLD REPUBLIC INS CO	PA	24147	(724) 834-5000	2,472,679,037	1,534,854,613	937,824,424	16,657,309	CW DI MT PI SU VE
OLD REPUBLIC LIFE INS CO	IL	67261	(312) 726-0309	131,733,910	95,314,859	36,419,051	380,085	DI LI
OLD REPUBLIC NATIONAL TITLE INS CO	MN	50520	(612) 371-1142	918,384,088	507,868,074	410,516,014	66,403,435	TI
OLD REPUBLIC SECURITY ASSURANCE CO	AZ	35424	(312) 346-8100	6,563,697	13,011	6,550,686	0	CI DI MT PI SU VE
OLD REPUBLIC SURETY CO	WI	40444	(262) 797-2640	105,661,490	53,740,473	51,921,017	521,014	SU
OLD UNITED CASUALTY CO	KS	37060	(913) 432-6400	603,836,502	301,278,745	302,557,757	2,993,710	CI DI MT PI SU VE
OLD UNITED LIFE INS CO	AZ	76007	(602) 230-1051	87,444,622	42,541,168	44,903,454	541,605	DI LI
OLYMPIA RRG, INC.	AZ	13062	(602) 427-3251	1,146,159	147,808	998,351	0	RG
OMAHA INDEMNITY CO, THE	WI	12254	(402) 351-5468	14,563,502	2,155,158	12,408,344	0	CI DI MT PI SU VE
OMAHA INS CO	NE	13100	(402) 342-7600	22,902,003	6,989,392	15,912,611	6,042	DI
OMNI INS CO	IL	39098	(217) 525-0700	210,357,485	124,641,003	85,716,482	1,323,946	CI MT PI VE
OMS NATIONAL INS CO, RRG	IL	44121	(847) 384-0041	342,857,472	151,314,026	191,543,446	1,176,391	CI
ONEBEACON AMERICA INS CO	MA	20621	(781) 332-7000	93,051,679	4,778,779	88,272,900	(44,942)	CW DI MT PI SU VE
ONEBEACON INS CO	PA	21970	(781) 332-7000	1,085,924,002	219,735,320	866,188,682	4,123	CW MT PI SU VE
ONECIS INS CO	IL	15385	(954) 233-0257	20,417,087	2,020,145	18,396,942	0	CI
ONENATION INS CO	IN	85286	(317) 488-6000	13,757,365	312,432	13,444,933	489	DI LI
ONYX INS CO, INC., A RRG	TN	15208	(602) 952-9532	4,945,551	2,419,560	2,525,992	0	CI
OOIDA *	VT	10353	(202) 471-5944	79,351,538	62,084,252	17,267,286	566,884	CI VE
OPHTHALMIC MUTUAL INS. CO., RRG	VT	44105	(802) 863-5774	259,923,392	96,343,589	163,579,803	1,987,132	CI
OPTICARE PLUS VISION PLANS *	UT	12533	(801) 886-2020	1,257,199	300,710	956,489	46,202	DI
OPTIMUM RE INS CO	TX	88099	(214) 528-2020	114,916,564	86,995,406	27,921,158	0	DI LI
ORANGE COUNTY MEDICAL RECIPROCAL INS CO, A RRG	AZ	12183	(941) 955-0793	7,001,176	1,281,732	5,719,444	0	RG
ORANGE SECURITY LIFE INS CO	AZ	60029	(334) 260-7774	1,503,619	577,731	925,888	0	UR
ORDER OF UNITED COMMERCIAL TRAVELERS OF AMERICA, THE	OH	56383	(614) 487-9680	21,162,131	11,658,481	9,503,650	2,502,139	DI LI
ORDINARY MUTUAL, A RRG CORP	VT	10171	(802) 264-4592	10,321,765	4,925,005	5,396,760	0	CI
OSPREY INS CO	AZ	- - -	(480) 563-2315	Financial Information Not Available				CP
OWNERS INS CO	OH	32700	(517) 323-1200	3,510,812,381	2,218,745,550	1,292,066,831	43,978,284	CW MT PI SU VE
OXFORD LIFE INS CO	AZ	76112	(602) 263-6666	1,097,680,988	949,194,996	148,485,992	3,470,904	DI LI
OZARK NATIONAL LIFE INS CO	MO	67393	(816) 842-6300	730,574,202	607,199,478	123,374,724	382,222	DI LI
PACIFIC ANNUITY REINSURANCE CO	AZ	14682	(602) 648-4040	Financial Information Not Available				CP
PACIFIC CAPTIVE INS CO, INC.	AZ	14278	(480) 682-4985	Financial Information Not Available				CP

Company Name Abbreviations:

CO = COMPANY CORP = CORPORATION INS = INSURANCE RRG = RISK RETENTION GROUP

Authorized Lines:

CE = CERTIFICATE OF EXEMPTION (WITH LINES OF AUTHORITY)
 CI = CASUALTY CP = CAPTIVE INSURER CW = CASUALTY WITH WORKERS' COMPENSATION DI = DISABILITY DS = DENTAL SERVICE
 HC = HEALTH CARE SERVICES ORGANIZATION HS = HOSPITAL SERVICE LC = LIFE CARE PROVIDER LP = LIFE CARE PROVIDER PROVISIONAL PERMIT
 LI = LIFE LR = LIFE AND DISABILITY REINSURANCE MG = MORTGAGE GUARANTY MR = MECHANICAL REIMBURSEMENT REINSURANCE MS = MEDICAL SERVICE
 MT = MARINE AND TRANSPORTATION OS = OPTOMETRIC SERVICE PD = PREPAID DENTAL PLAN PI = PROPERTY PL = PREPAID LEGAL
 RG = DOMESTIC RISK RETENTION GROUP SU = SURETY TI = TITLE UR = UNAFFILIATED CREDIT LIFE AND DISABILITY REINSURANCE VA = VARIABLE ANNUITY
 VE = VEHICLE VL = VARIABLE LIFE

Financial information is as of 12/31/2013 unless alternative fiscal year end is indicated.

† Fiscal year financial information due August 1 or November 1, 2014 pursuant to A.R.S. § 20-1083.

‡ Financial information was not required during this period or is not available due to regulatory action or notification of merger or withdrawal.

* DBA (Doing Business As)

INSURERS AUTHORIZED IN ARIZONA AS OF DECEMBER 31, 2013 - (continued)

NAME	DOMICILE	NAIC #	TELEPHONE	ASSETS	LIABILITIES	CAPITAL & SURPLUS	ARIZONA PREMIUMS	AUTHORIZED LINES
PACIFIC CENTURY LIFE INS CORP	AZ	93815	(602) 200-6900	336,818,429	4,045,350	332,773,079	0	DI LI
PACIFIC COMPENSATION INS CO	CA	11555	(818) 575-8500	240,720,899	141,438,064	99,282,835	48,367	CW
PACIFIC EMPLOYERS INS CO	PA	22748	(215) 640-1000	3,309,042,046	2,167,462,486	1,141,579,560	439,595	CW DI MT PI SU VE
PACIFIC GUARDIAN LIFE INS CO, LTD.	HI	64343	(808) 955-2236	504,667,772	396,670,542	107,997,231	184,712	DI LI
PACIFIC INDEMNITY CO	WI	20346	(908) 903-2000	6,640,456,676	3,869,034,872	2,771,421,804	29,083,732	CW DI MT PI SU VE
PACIFIC LIFE & ANNUITY CO	AZ	97268	(949) 219-3011	5,819,488,296	5,324,132,544	495,355,752	1,019,500	DI LI VA VL
PACIFIC LIFE INS CO	NE	67466	(949) 219-3011	109,064,765,998	102,561,878,937	6,502,887,061	142,435,312	DI LI VA VL
PACIFIC SPECIALTY INS CO	CA	37850	(650) 780-4800	377,076,218	171,209,570	205,866,648	10,501,255	CI MT PI VE
PACIFIC STAR INS CO	WI	29793	(858) 527-3655	9,266,009	2,719,640	6,546,369	25,882	CI MT PI VE
PACIFICARE LIFE AND HEALTH INS CO	IN	70785	(714) 226-3361	616,206,895	23,642,467	592,564,428	0	DI LI
PACIFICARE LIFE ASSURANCE CO	CO	84506	(714) 226-3849	7,576,879	1,130,009	6,446,870	0	DI LI
PACIFICARE OF ARIZONA, INC.	AZ	95617	(714) 226-3131	190,311,858	98,992,289	91,319,569	978,214,198	HC
PACO ASSURANCE CO, INC.	IL	10222	(615) 371-8776	73,761,399	39,988,649	33,772,750	201,895	CI
PACWEST CAPTIVE INS CO, INC.	AZ	---	(480) 563-2315	Financial Information Not Available				CP
PAN-AMERICAN ASSURANCE CO	LA	93459	(504) 566-1300	22,295,077	5,692,245	16,602,832	173,620	DI LI
PAN-AMERICAN LIFE INS CO	LA	67539	(504) 566-1300	1,425,506,771	1,180,871,448	244,635,322	1,473,394	DI LI VA
PARAGON INS CO	AZ	15068	(602) 427-3226	Financial Information Not Available				CP
PARATRANSIT INS CO, A MUTUAL RRG	TN	44130	(802) 229-5042	23,468,272	11,668,368	11,799,904	0	CI
PARK AVENUE LIFE INS CO	DE	60003	(212) 598-8829	305,836,447	237,994,216	67,842,232	5,299	DI LI
PARKER CENTENNIAL ASSURANCE CO	WI	71099	(715) 346-6000	84,409,024	38,588,669	45,820,356	0	DI LI
PARTNER REINSURANCE CO OF THE U.S.	NY	38636	(203) 485-4200	4,886,697,028	3,554,688,370	1,332,008,658	0	CW DI MT PI SU VE
PARTNERRE AMERICA INS CO	DE	11835	(305) 377-1292	169,444,930	40,923,431	128,521,499	0	CI DI MT PI SU VE
PARTNERRE INS CO OF NEW YORK	NY	10006	(203) 485-4200	136,441,776	20,498,482	115,943,294	0	CW MT PI SU VE
PATHFINDER INS CO	CO	22250	(802) 652-1556	5,548,997	0	5,548,997	0	CI VE
PATRIOT GENERAL INS CO	WI	23442	(715) 346-6000	27,100,688	1,499,893	25,600,795	11,319	CI MT PI VE
PAUL REVERE LIFE INS CO, THE	MA	67598	(423) 294-1011	4,301,833,572	3,965,746,374	336,087,198	4,006,635	DI LI
PAUL REVERE VARIABLE ANNUITY INS CO, THE	MA	67601	(423) 294-1011	54,785,443	14,684,976	40,100,467	50,899	DI LI
PAVONIA INS CO OF DELAWARE	DE	28657	(800) 365-3818	14,139,040	12,067,345	2,071,695	167	CI DI MT PI
PAVONIA LIFE INS CO OF ARIZONA	AZ	64360	(800) 365-3818	757,452,470	727,473,105	29,979,365	0	LR
PAVONIA LIFE INS CO OF MICHIGAN	MI	93777	(800) 365-3818	445,933,480	346,132,572	99,800,908	1,429,753	DI LI
PCH MUTUAL INS CO, INC. A RRG	DC	11973	(202) 471-5944	9,174,215	6,107,314	3,066,901	82,889	CI
PCR INS CO	AZ	14285	(480) 682-4985	Financial Information Not Available				CP
PEACHTREE CASUALTY INS CO	FL	25755	(619) 702-7022	21,451,652	11,364,253	10,087,399	0	VE
PEAK PROPERTY AND CASUALTY INS CORP	WI	18139	(715) 346-6000	48,188,811	9,104,296	39,084,515	21,480,215	CI MT PI VE
PECONIC INDEMNITY CO	AZ	14284	(602) 427-3208	Financial Information Not Available				CP
PEERLESS INDEMNITY INS CO	IL	18333	(617) 357-9500	207,806,082	31,631,057	176,175,025	20,268,846	CW MT PI SU VE
PEERLESS INS CO	NH	24198	(617) 357-9500	13,621,186,110	10,834,743,223	2,786,442,887	43,963	CI DI MT PI SU VE
PEKIN FINANCIAL LIFE INS CO	AZ	72362	(480) 429-5000	571,120	196,921	374,199	0	LR
PEKIN INS CO	IL	24228	(309) 346-1161	281,862,675	164,761,288	117,101,387	20,046,689	CW MT PI SU VE
PEKIN LIFE INS CO	IL	67628	(309) 346-1161	1,301,555,082	1,178,861,791	122,693,292	464,201	DI LI

Company Name Abbreviations:

CO = COMPANY CORP = CORPORATION INS = INSURANCE RRG = RISK RETENTION GROUP

Authorized Lines:

CE = CERTIFICATE OF EXEMPTION (WITH LINES OF AUTHORITY)

CI = CASUALTY CP = CAPTIVE INSURER CW = CASUALTY WITH WORKERS' COMPENSATION DI = DISABILITY DS = DENTAL SERVICE

HC = HEALTH CARE SERVICES ORGANIZATION HS = HOSPITAL SERVICE LC = LIFE CARE PROVIDER LP = LIFE CARE PROVIDER PROVISIONAL PERMIT

LI = LIFE LR = LIFE AND DISABILITY REINSURANCE MG = MORTGAGE GUARANTY MR = MECHANICAL REIMBURSEMENT REINSURANCE MS = MEDICAL SERVICE

MT = MARINE AND TRANSPORTATION OS = OPTOMETRIC SERVICE PD = PREPAID DENTAL PLAN PI = PROPERTY PL = PREPAID LEGAL

RG = DOMESTIC RISK RETENTION GROUP SU = SURETY TI = TITLE UR = UNAFFILIATED CREDIT LIFE AND DISABILITY REINSURANCE VA = VARIABLE ANNUITY

VE = VEHICLE VL = VARIABLE LIFE

Financial information is as of 12/31/2013 unless alternative fiscal year end is indicated.

† Fiscal year financial information due August 1 or November 1, 2014 pursuant to A.R.S. § 20-1083.

‡ Financial information was not required during this period or is not available due to regulatory action or notification of merger or withdrawal.

* DBA (Doing Business As)

INSURERS AUTHORIZED IN ARIZONA AS OF DECEMBER 31, 2013 - (continued)

NAME	DOMICILE	NAIC #	TELEPHONE	ASSETS	LIABILITIES	CAPITAL & SURPLUS	ARIZONA PREMIUMS	AUTHORIZED LINES
PENN INS AND ANNUITY CO, THE	DE	93262	(215) 956-9177	2,307,274,424	1,996,532,910	310,741,514	3,683,400	DI LI VA VL
PENN MUTUAL LIFE INS CO, THE	PA	67644	(215) 956-8000	15,945,191,145	14,454,505,414	1,490,685,731	36,931,718	DI LI VA VL
PENN TREATY NETWORK AMERICA INS CO	PA	63282	(610) 965-2222	Financial Information Not Available ‡				REHABILITATION
PENN-AMERICA INS CO	PA	32859	(610) 664-1500	272,639,192	192,239,081	80,400,111	202	CW MT PI VE
PENN-OHIO LIFE INS CO	AZ	94935	(602) 427-3200	Financial Information Not Available				CP
PENNSYLVANIA INS CO	IA	21962	(402) 827-3424	25,977,365	12,368,120	13,609,244	0	CW MT PI SU VE
PENNSYLVANIA LIFE INS CO	PA	67660	(847) 559-4765	633,915,910	213,094,573	420,821,337	1,088,397	DI LI
PENNSYLVANIA LUMBERMENS MUTUAL INS CO	PA	14974	(215) 625-9233	419,154,424	303,214,064	115,940,360	761,806	CW MT PI SU VE
PENNSYLVANIA MANUFACTURERS' ASSOCIATION INS CO	PA	12262	(610) 397-5094	761,192,006	536,719,056	224,472,950	5,099,897	CW MT PI VE
PENNSYLVANIA MANUFACTURERS INDEMNITY CO	PA	41424	(610) 397-5094	200,042,649	122,980,079	77,062,570	469,912	CW DI MT PI SU VE
PENNSYLVANIA NATIONAL MUTUAL CASUALTY INS CO	PA	14990	(717) 234-4941	1,126,053,955	584,860,489	541,193,466	2,339	CW DI MT PI SU VE
PERICO LIFE INS CO	DE	85561	(770) 973-9851	20,904,960	3,277,913	17,627,047	2,978	DI LI
PERIMETER INS CO, INC.	AZ	14220	(303) 388-5688	Financial Information Not Available				CP
PERMANENT GENERAL ASSURANCE CORP	OH	37648	(615) 744-1000	219,128,816	131,652,279	87,476,537	12,463,411	SU VE
PERMANENT GENERAL ASSURANCE CORP OF OHIO	OH	22906	(615) 242-1961	143,887,188	80,693,846	63,193,342	3,792,668	VE
PETROLEUM CASUALTY CO	TX	12297	(713) 680-7066	31,993,930	8,320,981	23,672,949	(19,280)	CW DI MT PI SU VE
PETROLEUM MARKETERS MANAGEMENT INS CO	IA	11062	(515) 334-3001	33,416,476	7,554,147	25,862,329	205,817	CI
PHARMACARE CAPTIVE RE, LTD.	AZ	14337	(602) 427-3200	Financial Information Not Available				CP
PHARMACISTS LIFE INS CO, THE	IA	90247	(515) 295-2461	88,639,956	81,581,760	7,058,196	208,384	LI
PHARMACISTS MUTUAL INS CO	IA	13714	(515) 295-2461	247,541,204	158,926,551	88,614,653	3,715,405	CW MT PI SU VE
PHILADELPHIA AMERICAN LIFE INS CO	TX	67784	(281) 368-7200	205,698,055	176,743,293	28,954,762	166,468	DI LI
PHILADELPHIA FINANCIAL LIFE ASSURANCE CO	PA	60232	(484) 530-4800	4,746,545,671	4,726,463,364	20,082,307	0	DI LI VA VL
PHILADELPHIA INDEMNITY INS CO	PA	18058	(610) 538-2272	6,526,061,043	4,369,347,538	2,156,713,505	55,918,111	CI MT PI SU VE
PHILADELPHIA REINSURANCE CORP	PA	12319	(402) 916-3000	205,871,360	83,478,577	122,392,783	0	SUSPENDED
PHL VARIABLE INS CO	CT	93548	(860) 403-5000	6,163,596,218	5,940,743,055	222,853,163	23,040,078	DI LI VA VL
PHOENIX HEALTH PLANS, INC.	AZ	10160	(602) 824-3700	36,856,665	23,734,856	13,121,809	69,266,151	HC
PHOENIX INS CO	CT	25623	(860) 277-0111	4,009,352,279	2,430,210,785	1,579,141,493	8,616,409	CW MT PI SU VE
PHOENIX LIFE AND ANNUITY CO	CT	93734	(860) 403-5000	47,158,029	25,232,230	21,925,799	137,619	DI LI VL
PHOENIX LIFE INS CO	NY	67814	(860) 403-5000	13,564,167,981	12,967,122,941	597,045,040	3,447,608	DI LI VA VL
PHP RRG, LIMITED	AZ	12995	(802) 264-2074	23,958,845	16,542,386	7,416,459	0	RG
PHYSICIANS CASUALTY RRG, INC.	NV	13995	(800) 226-0793	4,662,244	3,658,929	1,003,315	52,420	CI
PHYSICIANS LIFE INS CO	NE	72125	(402) 633-1000	1,378,696,838	1,256,042,660	122,654,178	8,175,906	DI LI
PHYSICIANS MUTUAL INS CO	NE	80578	(402) 633-1000	1,920,523,118	989,398,389	931,124,729	12,264,482	DI
PHYSICIANS SPECIALTY LTD. RRG	SC	11513	(843) 766-2327	11,149,937	7,280,896	3,869,041	495,888	CI
PIA PROFESSIONAL LIABILITY INS CO, A RRG	MT	14108	(406) 523-3873	1,832,295	499,414	1,332,881	0	CI
PIONEER AMERICAN INS CO	TX	67873	(254) 753-0123	53,756,901	34,776,900	18,980,001	39,777	DI LI
PIONEER MUTUAL LIFE INS CO, A STOCK SUBSIDIARY OF AMERICAN UNITED MUTUAL INS HOLDING CO	ND	67911	(800) 437-4692	500,077,195	460,150,761	39,926,434	713,765	DI LI
PIONEER SPECIALTY INS CO	MN	40312	(952) 835-5350	50,241,095	28,476,886	21,764,209	0	CW MT PI VE
PLANS' LIABILITY INS CO	OH	26794	(630) 472-7700	82,331,631	42,433,745	39,897,886	0	CI SU

Company Name Abbreviations:

CO = COMPANY CORP = CORPORATION INS = INSURANCE RRG = RISK RETENTION GROUP

Authorized Lines:

CE = CERTIFICATE OF EXEMPTION (WITH LINES OF AUTHORITY)

CI = CASUALTY CP = CAPTIVE INSURER CW = CASUALTY WITH WORKERS' COMPENSATION DI = DISABILITY DS = DENTAL SERVICE

HC = HEALTH CARE SERVICES ORGANIZATION HS = HOSPITAL SERVICE LC = LIFE CARE PROVIDER LP = LIFE CARE PROVIDER PROVISIONAL PERMIT

LI = LIFE LR = LIFE AND DISABILITY REINSURANCE MG = MORTGAGE GUARANTY MR = MECHANICAL REIMBURSEMENT REINSURANCE MS = MEDICAL SERVICE

MT = MARINE AND TRANSPORTATION OS = OPTOMETRIC SERVICE PD = PREPAID DENTAL PLAN PI = PROPERTY PL = PREPAID LEGAL

RG = DOMESTIC RISK RETENTION GROUP SU = SURETY TI = TITLE UR = UNAFFILIATED CREDIT LIFE AND DISABILITY REINSURANCE VA = VARIABLE ANNUITY

VE = VEHICLE VL = VARIABLE LIFE

Financial information is as of 12/31/2013 unless alternative fiscal year end is indicated.

† Fiscal year financial information due August 1 or November 1, 2014 pursuant to A.R.S. § 20-1083.

‡ Financial information was not required during this period or is not available due to regulatory action or notification of merger or withdrawal.

* DBA (Doing Business As)

INSURERS AUTHORIZED IN ARIZONA AS OF DECEMBER 31, 2013 - (continued)

NAME	DOMICILE	NAIC #	TELEPHONE	ASSETS	LIABILITIES	CAPITAL & SURPLUS	ARIZONA PREMIUMS	AUTHORIZED LINES	
PLATEAU INS CO	TN	97152	(931) 484-8411	27,851,693	16,478,269	11,373,424	29,839	DI LI	
PLATTE RIVER INS CO	NE	18619	(608) 829-4200	126,206,410	84,904,167	41,302,243	1,440,723	CW MT PI SU VE	
PLAZA INS CO	IA	30945	(614) 464-5000	49,920,771	24,837,997	25,082,774	914,469	CI MT PI SU VE	
PMI INS CO.	AZ	10287	(925) 658-7878	93,642,626	28,850,432	64,792,194	0	MG	
PMI MORTGAGE ASSURANCE CO.	AZ	18732	(925) 658-7878	26,911,144	1,283,835	25,627,310	0	MG	
PMI MORTGAGE INS CO.	AZ	27251	(925) 658-7878	1,894,357,445	3,443,313,440	(1,548,955,995)	6,576,770	REHABILITATION	
PNW INS GROUP, INC.	FY Ending 06/30/2013 AZ	14464	(602) 648-4040	Financial Information Not Available				CP	
PODIATRY INS CO OF AMERICA	IL	14460	(615) 371-8776	339,673,470	225,399,896	114,273,574	1,545,796	CI	
POLISH NATIONAL ALLIANCE OF THE U.S. OF N.A.	IL	57622	(773) 286-0500	428,347,897	417,947,921	10,399,976	396,743	DI LI	
PONDEROSA INDEMNITY, INC.	AZ	14255	(480) 654-2400	Financial Information Not Available				CP	
PRAETORIAN INS CO	PA	37257	(212) 422-1212	971,913,137	723,550,227	248,362,910	12,166,846	CW DI MT PI SU VE	
PREFERRED CONTRACTORS INS CO, RRG, LLC	MT	12497	(877) 587-1763	77,036,367	64,234,991	12,801,376	712,023	CI	
PREFERRED EMPLOYERS INS CO	CA	10900	(619) 688-3900	79,953,229	38,080,476	41,872,753	0	CW	
PREFERRED PHYSICIANS MEDICAL RRG, INC.	MO	44083	(913) 262-2332	195,955,602	85,318,840	110,636,762	7,160,225	CI	
PREFERRED PROFESSIONAL INS CO	NE	36234	(402) 392-1566	408,932,635	202,841,098	206,091,537	12,553	CW PI VE	
PREMIER ACCESS INS CO	CA	60237	(916) 563-6027	35,895,770	16,708,906	19,186,864	1,476,088	DI	
PREMIER CHOICE DENTAL, INC.	AZ	95224	(714) 480-3000	986,796	745,516	241,280	1,049,963	PD	
PREMIER GROUP INS CO	TN	10800	(615) 278-1225	48,962,288	17,995,976	30,966,312	0	CW	
PREMIER LAND TITLE INS CO	CA	50026	(214) 981-5000	15,286,174	7,329,439	7,956,735	659,315	TI	
PREMIER PHYSICIANS INS CO, INC., A RRG	NV	12613	(775) 887-2480	13,387,481	9,728,441	3,659,041	73,093	CI	
PRENEED REINSURANCE CO OF AMERICA	AZ	11155	(608) 443-5148	29,323,034	2,127,061	27,195,973	0	LR	
PRESERVER INS CO	NJ	15586	(212) 655-2000	169,820,231	159,855,401	9,964,830	442,862	CW MT PI SU VE	
PRESIDENTIAL LIFE INS CO	NY	68039	<i>Name changed 10/1/13, now known as ATHENE ANNUITY & LIFE ASSURANCE CO OF NEW YORK</i>						
PRESIDENTIAL LIFE INS CO-USA	IA	62200	<i>Name changed 10/25/13, now known as ACCORDIA LIFE AND ANNUITY CO</i>						
PRIMERICA LIFE INS CO	MA	65919	(770) 381-1000	1,479,769,791	916,509,356	563,260,434	34,375,148	DI LI	
PRIMERO INS CO	NV	11855	(800) 925-8185	13,403,854	7,636,868	5,766,987	772,673	CI PI VE	
PRINCETON INS CO	NJ	42226	(609) 452-9404	628,491,820	189,652,209	438,839,611	0	CW DI MT PI	
PRINCIPAL LIFE INS CO	IA	61271	(515) 247-5111	143,741,935,965	139,599,705,471	4,142,230,495	89,894,583	DI LI VA VL	
PRINCIPAL NATIONAL LIFE INS CO	IA	71161	(515) 247-5111	110,351,033	26,114,475	84,236,558	6,067,453	DI LI VA VL	
PRIVILEGE UNDERWRITERS RECIPROCAL EXCHANGE	FL	12873	(914) 328-7388	171,678,810	111,597,395	60,081,415	1,185,294	CI MT PI VE	
PROAIR RRG, INC.	NV	13179	(202) 471-5944	588,011	214,542	373,469	0	CI	
PROASSURANCE INDEMNITY CO, INC.	AL	33391	(205) 877-4400	1,718,415,145	964,731,590	753,683,555	1,115,131	CI	
PROBUILDERS SPECIALTY INS CO, RRG	DC	11671	(770) 257-1777	41,164,057	27,544,356	13,619,701	0	CI	
PROCENTURY INS CO	MI	21903	(614) 895-2000	211,669,399	165,619,689	46,049,711	429,208	CW MT PI SU VE	
PRODUCERS AGRICULTURE INS CO	TX	34312	(806) 372-6785	144,411,271	91,648,689	52,762,582	4,359,835	PI	
PROFESSIONAL INS CO	TX	68047	(781) 446-1523	105,070,894	75,525,082	29,545,812	317,193	DI LI	
PROFESSIONAL LIABILITY INS CO OF AMERICA	NY	12513	(314) 727-3100	Financial Information Not Available ‡				REHABILITATION	
PROFESSIONAL SECURITY INS CO	AZ	11811	(404) 842-5600	20,547,059	3,485,738	17,061,320	0	CI	
PROFESSIONAL SOLUTIONS INS CO	IA	11127	(515) 313-4527	20,413,803	10,979,287	9,434,516	428,725	CI PI	
PROFESSIONALS ADVOCATE INS CO	MD	29017	(410) 785-0050	125,374,737	30,992,848	94,381,889	0	CI PI SU	

Company Name Abbreviations:

CO = COMPANY CORP = CORPORATION INS = INSURANCE RRG = RISK RETENTION GROUP

Authorized Lines:

CE = CERTIFICATE OF EXEMPTION (WITH LINES OF AUTHORITY)
 CI = CASUALTY CP = CAPTIVE INSURER CW = CASUALTY WITH WORKERS' COMPENSATION DI = DISABILITY DS = DENTAL SERVICE
 HC = HEALTH CARE SERVICES ORGANIZATION HS = HOSPITAL SERVICE LC = LIFE CARE PROVIDER LP = LIFE CARE PROVIDER PROVISIONAL PERMIT
 LI = LIFE LR = LIFE AND DISABILITY REINSURANCE MG = MORTGAGE GUARANTY MR = MECHANICAL REIMBURSEMENT REINSURANCE MS = MEDICAL SERVICE
 MT = MARINE AND TRANSPORTATION OS = OPTOMETRIC SERVICE PD = PREPAID DENTAL PLAN PI = PROPERTY PL = PREPAID LEGAL
 RG = DOMESTIC RISK RETENTION GROUP SU = SURETY TI = TITLE UR = UNAFFILIATED CREDIT LIFE AND DISABILITY REINSURANCE VA = VARIABLE ANNUITY
 VE = VEHICLE VL = VARIABLE LIFE

Financial information is as of 12/31/2013 unless alternative fiscal year end is indicated.

† Fiscal year financial information due August 1 or November 1, 2014 pursuant to A.R.S. § 20-1083.

‡ Financial information was not required during this period or is not available due to regulatory action or notification of merger or withdrawal.

* DBA (Doing Business As)

INSURERS AUTHORIZED IN ARIZONA AS OF DECEMBER 31, 2013 - (continued)

NAME	DOMICILE	NAIC #	TELEPHONE	ASSETS	LIABILITIES	CAPITAL & SURPLUS	ARIZONA PREMIUMS	AUTHORIZED LINES
PROFESSIONALS DIRECT INS CO	MI	25585	(616) 456-8899	21,854,791	26,607	21,828,184	776	CI
PROFESSIONALS RRG, INC.	MT	13067	(406) 282-0170	2,885,805	1,392,236	1,493,569	3,604,581	CI
PROGRAMMED LIFE INS CO	AZ	64866	(303) 790-2090	160,083	7,070	153,013	0	LR
PROGRESSIVE ADVANCED INS CO	OH	11851	(440) 461-5000	318,750,386	189,734,847	129,015,539	212,690,231	CI MT PI VE
PROGRESSIVE CASUALTY INS CO	OH	24260	(440) 461-5000	5,772,433,590	4,229,323,289	1,543,110,301	22,341,118	CI MT PI SU VE
PROGRESSIVE CLASSIC INS CO	WI	42994	(440) 461-5000	322,819,487	230,913,774	91,905,713	30,336	CI MT PI SU VE
PROGRESSIVE COMMERCIAL CASUALTY CO	OH	12879	(440) 461-5000	9,311,134	29,451	9,281,683	0	CI MT VE
PROGRESSIVE MAX INS CO	OH	24279	(440) 461-5000	351,101,388	242,172,826	108,928,562	0	CI MT PI VE
PROGRESSIVE NORTHERN INS CO	WI	38628	(440) 461-5000	1,305,390,796	934,665,498	370,725,298	0	CI MT PI SU VE
PROGRESSIVE NORTHWESTERN INS CO	OH	42919	(440) 461-5000	1,267,549,552	895,980,555	371,568,997	2,269,623	CI MT PI VE
PROGRESSIVE PALOVERDE INS CO	IN	44695	(440) 461-5000	108,856,572	72,975,012	35,881,560	850,057	CI MT VE
PROGRESSIVE PREFERRED INS CO	OH	37834	(440) 461-5000	652,455,735	468,726,997	183,728,738	134,719,965	CI MT PI SU VE
PROGRESSIVE SPECIALTY INS CO	OH	32786	(440) 461-5000	941,276,707	555,052,435	386,224,272	0	CI MT PI SU VE
PROGRESSIVE WEST INS CO	OH	27804	(440) 461-5000	136,472,012	103,206,119	33,265,893	0	CI MT PI SU VE
PROPERTY AND CASUALTY INS CO OF HARTFORD	IN	34690	(860) 547-5000	222,986,751	117,874,342	105,112,409	25,136,420	CW DI MT PI SU VE
PROSELECT INS CO	MA	10638	(800) 225-6168	70,988,309	46,320,249	24,668,060	0	CI
PROSELECT NATIONAL INS CO, INC.	AZ	20400	(617) 330-1755	15,719,713	3,041,173	12,678,540	0	CI MT PI VE
PROTECTIVE INS CO	IN	12416	(317) 636-9800	741,136,735	365,312,349	375,824,386	3,188,444	CW DI MT PI SU VE
PROTECTIVE LIFE AND ANNUITY INS CO	AL	88536	(205) 268-1000	2,162,685,642	1,969,061,530	193,624,112	61,403	DI LI
PROTECTIVE LIFE INS CO	TN	68136	(205) 268-1000	41,027,033,990	38,109,357,934	2,917,676,056	105,405,999	DI LI VA VL
PROVIDENCE ASSURANCE, INC.	AZ	14339	(602) 337-6302	Financial Information Not Available				CP
PROVIDENCE WASHINGTON INS CO	RI	24295	(401) 453-7000	124,559,135	95,502,692	29,056,442	0	CW MT PI SU VE
PROVIDENT AMERICAN INS CO	TX	68179	(214) 696-9091	21,180,614	12,080,008	9,100,606	17,058	DI LI
PROVIDENT AMERICAN LIFE & HEALTH INS CO	OH	67903	(512) 451-2224	15,214,332	2,415,510	12,798,822	36,647	DI LI
PROVIDENT LIFE AND ACCIDENT INS CO	TN	68195	(423) 294-1011	8,347,582,371	7,647,874,056	699,708,316	20,715,502	DI LI
PRUCO LIFE INS CO	AZ	79227	(732) 482-4706	98,541,254,455	96,154,353,149	2,386,901,306	327,443,539	DI LI VA VL
PRUCO REINSURANCE, LTD.	AZ	14294	(602) 648-4040	Financial Information Not Available				CP
PRUDENTIAL ANNUITIES LIFE ASSURANCE CORP	AZ	86630	(800) 628-6039	50,649,082,327	50,205,607,499	443,474,828	2,256,945	DI LI VA VL
PRUDENTIAL ARIZONA REINSURANCE CAPTIVE CO	AZ	14299	(602) 648-4040	Financial Information Not Available				CP
PRUDENTIAL ARIZONA REINSURANCE III CO	AZ	14297	(602) 648-4040	Financial Information Not Available				CP
PRUDENTIAL ARIZONA REINSURANCE TERM CO	AZ	14300	(602) 648-4040	Financial Information Not Available				CP
PRUDENTIAL ARIZONA REINSURANCE UNIVERSAL CO	AZ	14298	(602) 648-4040	Financial Information Not Available				CP
PRUDENTIAL INS CO OF AMERICA, THE	NJ	68241	(973) 802-5807	296,637,147,283	287,254,565,776	9,382,581,507	246,462,353	DI LI VA VL
PRUDENTIAL RETIREMENT INS AND ANNUITY CO	CT	93629	(732) 482-4706	78,046,516,557	77,105,488,146	941,028,411	538,055	DI LI VA VL
PRUDENTIAL UNIVERSAL REINSURANCE CO	AZ	15344	(602) 648-4040	Financial Information Not Available				CP
PUBLIC SERVICE INS CO	IL	15059	(212) 591-9500	535,102,873	399,141,132	135,961,741	11,625	CW MT PI SU VE
PUEBLO NORTE SENIOR LIVING COMMUNITY **	MD	---	(480) 948-3990	7,900,655	4,680,394	3,220,261		LC
PURITAN LIFE INS CO OF AMERICA	AZ	71390	(800) 513-3243	35,517,818	30,275,604	5,242,204	299,267	DI LI
PXRE REINSURANCE CO	CT	29807	(908) 906-8100	32,144,339	11,745,676	20,398,663	0	CI DI MT PI SU VE
PYRAMID LIFE INS CO, THE	KS	68284	(407) 995-8000	211,756,750	107,536,003	104,220,747	4,072,503	DI LI

Company Name Abbreviations:

CO = COMPANY CORP = CORPORATION INS = INSURANCE RRG = RISK RETENTION GROUP

Authorized Lines:

CE = CERTIFICATE OF EXEMPTION (WITH LINES OF AUTHORITY)

CI = CASUALTY CP = CAPTIVE INSURER CW = CASUALTY WITH WORKERS' COMPENSATION DI = DISABILITY DS = DENTAL SERVICE

HC = HEALTH CARE SERVICES ORGANIZATION HS = HOSPITAL SERVICE LC = LIFE CARE PROVIDER LP = LIFE CARE PROVIDER PROVISIONAL PERMIT

LI = LIFE LR = LIFE AND DISABILITY REINSURANCE MG = MORTGAGE GUARANTY MR = MECHANICAL REIMBURSEMENT REINSURANCE MS = MEDICAL SERVICE

MT = MARINE AND TRANSPORTATION OS = OPTOMETRIC SERVICE PD = PREPAID DENTAL PLAN PI = PROPERTY PL = PREPAID LEGAL

RG = DOMESTIC RISK RETENTION GROUP SU = SURETY TI = TITLE UR = UNAFFILIATED CREDIT LIFE AND DISABILITY REINSURANCE VA = VARIABLE ANNUITY

VE = VEHICLE VL = VARIABLE LIFE

Financial information is as of 12/31/2013 unless alternative fiscal year end is indicated.

† Fiscal year financial information due August 1 or November 1, 2014 pursuant to A.R.S. § 20-1083.

‡ Financial information was not required during this period or is not available due to regulatory action or notification of merger or withdrawal.

* DBA (Doing Business As)

INSURERS AUTHORIZED IN ARIZONA AS OF DECEMBER 31, 2013 - (continued)

NAME	DOMICILE	NAIC #	TELEPHONE	ASSETS	LIABILITIES	CAPITAL & SURPLUS	ARIZONA PREMIUMS	AUTHORIZED LINES
OBE INS CORP	PA	39217	(212) 422-1212	2,138,231,351	1,459,487,208	678,744,144	21,057,759	CW DI MT PI SU VE
OBE REINSURANCE CORP	PA	10219	(212) 422-1212	1,232,851,837	418,126,389	814,725,447	0	CI DI MT PI SU VE
OCS INS CO	AZ	- - -	(480) 563-2315	Financial Information Not Available				CP
QUANTA INDEMNITY CO	CO	23752	(212) 373-1800	73,890,313	50,617,845	23,272,468	13,044	CW MT PI SU VE
R&Q REINSURANCE CO	PA	22705	(857) 300-4127	170,243,959	153,754,363	16,489,596	0	CW DI MT PI SU VE
R.V.I. AMERICA INS CO	CT	23132	(203) 975-2100	94,566,084	26,388,696	68,177,388	2,500	DI MT SU
R.V.I. NATIONAL INS CO	CT	23132	Name changed 7/1/13, now known as R.V.I. AMERICA INS CO					
RADIAN ASSET ASSURANCE INC.	NY	36250	(212) 983-3100	1,501,451,185	303,417,421	1,198,033,764	0	CI SU
RADIAN GUARANTY INC.	PA	33790	(800) 523-1988	3,657,543,100	2,339,779,169	1,317,763,931	30,513,309	MG
RADIAN MORTGAGE ASSURANCE INC.	PA	30872	(215) 564-6600	18,001,115	20,706	17,980,409	0	MG
RADIAN MORTGAGE INS INC.	PA	33944	(215) 231-1000	137,233,303	39,201,271	98,032,032	0	MG
RAINIER INS CO	AZ	43915	(206) 763-1135	25,087,200	4,783,327	20,303,873	5,067	CW MT PI SU VE
RAMPART INS CO	NY	38512	(212) 480-0570	38,822,712	27,440,660	11,382,052	0	CW PI SU VE
RANCHERS AND FARMERS INS CO	TX	11853	(409) 924-8200	7,180,016	2,488,965	4,691,052	14,082	CI MT PI
REAL ADVANTAGE TITLE INS CO	OH	50440	(714) 558-2836	4,177,870	19,973	4,164,919	27,730	TI
RED ROCK RRG, INC.	AZ	13736	(602) 427-3208	9,998,368	4,762,039	5,236,329	880,000	RG
RED SHIELD INS CO	WA	41580	(503) 226-4146	39,396,335	18,959,778	20,436,557	0	CI MT PI
REDWOOD FIRE AND CASUALTY INS CO	NE	11673	(402) 393-7255	1,031,305,503	525,344,921	505,960,582	3,550,625	CW DI MT PI SU VE
REGENT INS CO	WI	24449	(608) 837-4440	125,157,651	94,012,226	31,145,425	194,219	CW DI MT PI SU VE
REGIONS LIFE INS CO	AZ	85413	(602) 254-5866	25,779,376	227,649	25,551,726	0	LR
RELIABLE LIFE INS CO, THE	MO	68357	(314) 819-4300	22,713,375	9,460,821	13,252,554	8,106	DI LI
RELIANCE STANDARD LIFE INS CO	IL	68381	(800) 351-7500	5,980,358,543	5,381,975,550	598,382,993	24,016,219	DI LI
RELIASTAR LIFE INS CO	MN	67105	(770) 980-5100	21,621,230,710	19,678,742,886	1,942,487,824	44,070,112	DI LI VA VL
RELIASTAR LIFE INS CO OF NEW YORK	NY	61360	(770) 980-5100	3,208,828,188	2,879,368,459	329,459,729	918,867	DI LI
RENAISSANCE LIFE & HEALTH INS CO OF AMERICA	IN	61700	(800) 745-7509	56,387,893	16,719,141	39,668,752	950,265	DI LI
REPUBLIC CREDIT INDEMNITY CO	IL	33715	(312) 346-8100	54,491,827	43,591,964	10,899,863	0	CW MT PI VE
REPUBLIC INDEMNITY CO OF AMERICA	CA	22179	(818) 990-9860	847,723,506	595,413,169	252,310,337	4,434,774	CW MT PI SU VE
REPUBLIC INDEMNITY CO OF CALIFORNIA	CA	43753	(818) 990-9860	40,271,156	18,571,841	21,699,315	3,143,937	CW
REPUBLIC MORTGAGE INS CO	NC	28452	(336) 661-0015	1,932,845,070	1,563,456,095	369,388,975	4,841,818	SUPERVISION
REPUBLIC MORTGAGE INS CO OF FLORIDA	FL	32174	(336) 661-0015	30,579,565	22,505,498	8,074,067	0	MG
REPUBLIC MORTGAGE INS CO OF NORTH CAROLINA	NC	31275	(800) 999-7642	391,056,669	322,819,888	68,236,781	0	SUPERVISION
REPUBLIC UNDERWRITERS INS CO	TX	24538	(972) 788-6000	678,573,889	432,426,292	246,147,597	103,434	CW DI MT PI SU VE
REPUBLIC-VANGUARD INS CO	AZ	40479	(972) 788-6000	24,901,451	741,243	24,160,208	0	CW DI MT PI SU VE
REPWEST INS CO	AZ	31089	(602) 263-6755	284,739,547	157,903,951	126,835,596	1,265,025	CW DI MT PI SU VE
RESERVE CAPITAL LIFE INS CO	AZ	97446	(501) 224-2400	Financial Information Not Available †				UR
RESERVE NATIONAL INS CO	OK	68462	(405) 848-7931	111,175,740	58,760,649	52,415,092	3,296,624	DI LI
RESOURCE LIFE INS CO	IL	61506	(312) 356-2563	16,922,204	6,432,263	10,489,941	0	DI LI
RESPONSE INS CO	IL	43044	(312) 661-4700	25,865,011	2,964,339	22,900,671	1,082	CI VE
RESPONSE WORLDWIDE INS CO	IL	26050	(312) 661-4700	11,277,609	935,015	10,342,594	0	CI VE
RESTORATION RRG, INC.	VT	12209	(802) 223-2200	56,634,573	36,931,243	19,703,330	233,768	CI

Company Name Abbreviations:

CO = COMPANY CORP = CORPORATION INS = INSURANCE RRG = RISK RETENTION GROUP

Authorized Lines:

CE = CERTIFICATE OF EXEMPTION (WITH LINES OF AUTHORITY)

CI = CASUALTY CP = CAPTIVE INSURER CW = CASUALTY WITH WORKERS' COMPENSATION DI = DISABILITY DS = DENTAL SERVICE

HC = HEALTH CARE SERVICES ORGANIZATION HS = HOSPITAL SERVICE LC = LIFE CARE PROVIDER LP = LIFE CARE PROVIDER PROVISIONAL PERMIT

LI = LIFE LR = LIFE AND DISABILITY REINSURANCE MG = MORTGAGE GUARANTY MR = MECHANICAL REIMBURSEMENT REINSURANCE MS = MEDICAL SERVICE

MT = MARINE AND TRANSPORTATION OS = OPTOMETRIC SERVICE PD = PREPAID DENTAL PLAN PI = PROPERTY PL = PREPAID LEGAL

RG = DOMESTIC RISK RETENTION GROUP SU = SURETY TI = TITLE UR = UNAFFILIATED CREDIT LIFE AND DISABILITY REINSURANCE VA = VARIABLE ANNUITY

VE = VEHICLE VL = VARIABLE LIFE

Financial information is as of 12/31/2013 unless alternative fiscal year end is indicated.

† Fiscal year financial information due August 1 or November 1, 2014 pursuant to A.R.S. § 20-1083.

‡ Financial information was not required during this period or is not available due to regulatory action or notification of merger or withdrawal.

* DBA (Doing Business As)

INSURERS AUTHORIZED IN ARIZONA AS OF DECEMBER 31, 2013 - (continued)

NAME	DOMICILE	NAIC #	TELEPHONE	ASSETS	LIABILITIES	CAPITAL & SURPLUS	ARIZONA PREMIUMS	AUTHORIZED LINES
RG A REINSURANCE CO	MO	93572	(636) 736-7000	23,259,758,919	21,709,689,047	1,550,069,872	0	DI LI
RISK RESOURCES, LTD.	FY Ending 05/31/2013 AZ	14363	(602) 337-6302	Financial Information Not Available				CP
RIVERPORT INS CO	MN	36684	(612) 766-3000	101,486,856	62,231,542	39,255,314	1,267,144	CW DI MT PI SU VE
RIVERSIDE CAPTIVE INS CO	FY Ending 08/31/2013 AZ	14364	(602) 427-3200	Financial Information Not Available				CP
RIVERSOURCE LIFE INS CO	MN	65005	(612) 671-3131	104,355,552,280	101,669,685,373	2,685,866,907	88,858,324	DI LI VA VL
RLI INDEMNITY CO	IL	28860	(309) 692-1000	43,723,584	815,734	42,907,850	111,847	CI MT PI SU VE
RLI INS CO	IL	13056	(309) 692-1000	1,679,437,985	820,216,660	859,221,325	9,253,459	CW DI MT PI SU VE
ROCHDALE INS CO	NY	12491	(212) 220-7120	248,093,839	189,248,813	58,845,026	0	SUSPENDED
ROCHE SURETY AND CASUALTY CO, INC.	FL	42706	(813) 623-5042	21,128,400	12,977,217	8,151,183	6,523	SU
ROCKFORD LIFE INS CO	AZ	60008	(480) 429-5000	3,641,513	258,774	3,382,739	0	LR
ROCKHILL INS CO	AZ	28053	(816) 412-1800	136,136,891	40,277,465	95,859,427	1,780,323	CI DI MT PI SU VE
ROCKWOOD CASUALTY INS CO	PA	35505	(814) 926-4661	238,772,613	154,582,984	84,189,629	0	CW MT PI SU
ROSKAMP/SUN HEALTH RESIDENTIAL SERVICES, LLP	AZ	60192	Name changed 10/4/12, now known as SUN HEALTH GRANDVIEW TERRACE, LLP					
ROYAL ASSURANCE, INC.	AZ	14286	(602) 427-3200	Financial Information Not Available				CP
ROYAL NEIGHBORS OF AMERICA	IL	57657	(309) 788-4561	867,661,147	654,924,467	212,736,680	3,486,612	DI LI
ROYAL OAKS **	FY Ending 02/28/2013 AZ	95249	(623) 933-2807	116,825,839	74,979,882	41,845,957	0	LC
RPX RRG, INC.	HI	14135	(808) 540-4305	5,138,754	1,890,921	3,247,833	0	CI
RSUI INDEMNITY CO	NH	22314	(404) 504-6100	3,323,214,161	1,830,828,677	1,492,395,484	4,364,965	CI MT PI
RURAL COMMUNITY INS CO	MN	39039	(763) 427-0290	5,245,222,646	4,645,392,087	599,830,559	3,966,910	CI PI
RURAL TRUST INS CO	TX	11134	(301) 220-3200	10,747,132	176,595	10,570,537	0	CW DI MT PI
S.USA LIFE INS CO, INC.	AZ	60183	(212) 356-0300	13,596,806	5,419,804	8,177,002	43,647	DI LI
SAFE AUTO INS CO	OH	25405	(614) 231-0200	367,298,203	237,901,221	129,396,983	11,851,164	VE
SAFECO INS CO OF AMERICA	NH	24740	(617) 357-9500	4,747,068,958	3,558,396,422	1,188,672,536	119,251,837	CW DI MT PI SU VE
SAFECO INS CO OF ILLINOIS	IL	39012	(617) 357-9500	338,222,918	163,016,585	175,206,333	1,541,469	CI MT PI SU VE
SAFECO INS CO OF INDIANA	IN	11215	(617) 357-9500	16,320,219	1,732,625	14,587,594	0	CI MT PI VE
SAFECO NATIONAL INS CO	NH	24759	(617) 357-9500	21,001,563	7,238,020	13,763,543	0	CI MT VE
SAFEHEALTH LIFE INS CO	CA	79014	(949) 425-4300	12,362,402	1,313,275	11,049,127	3,602	DI LI
SAFETY FIRST INS CO	IL	11123	(314) 995-5300	18,506,298	4,140,184	14,366,114	854	CW SU
SAFETY NATIONAL CASUALTY CORP	MO	15105	(314) 995-5300	4,183,550,016	3,029,703,656	1,153,846,360	8,130,992	CW MT PI SU VE
SAFEMART INS CO	IL	12521	(630) 887-8300	408,120,983	128,843,308	279,277,675	39,287,211	CI
SAFEMART PROPERTY INS CO	IL	17248	(352) 333-0160	47,421,521	19,359,390	28,062,131	0	CI PI VE
SAGAMORE INS CO	IN	40460	(317) 636-9800	157,153,559	33,449,503	123,704,056	34,519	CW DI MT PI SU VE
SAGEWOOD **	IA	14453	(515) 875-4500	231,332,557	171,828,999	59,503,558	0	LC
SAGICOR LIFE INS CO	TX	60445	(480) 425-5100	1,176,198,373	1,100,371,779	75,826,594	11,992,634	DI LI
SAGUARO NATIONAL CAPTIVE INS CO	AZ	---	(808) 521-0730	Financial Information Not Available				CP
SAMSUNG FIRE & MARINE INS CO., LTD. (U.S. BRANCH)		38300	(201) 807-6726	179,947,192	115,514,609	64,432,583	147,672	CW MT PI SU VE
SAN FRANCISCO REINSURANCE CO	CA	21911	(415) 899-2000	96,536,009	23,526,865	73,009,144	0	CW DI MT PI SU VE
SAVINGS BANK LIFE INS CO OF MA., THE	MA	70435	(781) 938-3500	2,534,372,093	2,320,772,781	213,599,312	1,823,902	LI
SBLI RE, LLC	AZ	13133	(602) 648-4040	Financial Information Not Available				CP
SC INS CO	FY Ending 09/30/2013 AZ	14312	(303) 388-5688	Financial Information Not Available				CP

Company Name Abbreviations:

CO = COMPANY CORP = CORPORATION INS = INSURANCE RRG = RISK RETENTION GROUP

Authorized Lines:

CE = CERTIFICATE OF EXEMPTION (WITH LINES OF AUTHORITY)
 CI = CASUALTY CP = CAPTIVE INSURER CW = CASUALTY WITH WORKERS' COMPENSATION DI = DISABILITY DS = DENTAL SERVICE
 HC = HEALTH CARE SERVICES ORGANIZATION HS = HOSPITAL SERVICE LC = LIFE CARE PROVIDER LP = LIFE CARE PROVIDER PROVISIONAL PERMIT
 LI = LIFE LR = LIFE AND DISABILITY REINSURANCE MG = MORTGAGE GUARANTY MR = MECHANICAL REIMBURSEMENT REINSURANCE MS = MEDICAL SERVICE
 MT = MARINE AND TRANSPORTATION OS = OPTOMETRIC SERVICE PD = PREPAID DENTAL PLAN PI = PROPERTY PL = PREPAID LEGAL
 RG = DOMESTIC RISK RETENTION GROUP SU = SURETY TI = TITLE UR = UNAFFILIATED CREDIT LIFE AND DISABILITY REINSURANCE VA = VARIABLE ANNUITY
 VE = VEHICLE VL = VARIABLE LIFE

Financial information is as of 12/31/2013 unless alternative fiscal year end is indicated.

† Fiscal year financial information due August 1 or November 1, 2014 pursuant to A.R.S. § 20-1083.

‡ Financial information was not required during this period or is not available due to regulatory action or notification of merger or withdrawal.

* DBA (Doing Business As)

INSURERS AUTHORIZED IN ARIZONA AS OF DECEMBER 31, 2013 - (continued)

NAME	DOMICILE	NAIC #	TELEPHONE	ASSETS	LIABILITIES	CAPITAL & SURPLUS	ARIZONA PREMIUMS	AUTHORIZED LINES
SCAN HEALTH PLAN ARIZONA	AZ	12279	(562) 989-5166	34,013,098	6,392,348	27,620,750	116,768,312	HC
SCF AMERICAN INS CO	AZ	13751	Name changed 5/7/13, now known as COPPERPOINT AMERICAN INS CO					
SCF CASUALTY INS CO	AZ	13210	Name changed 5/7/13, now known as COPPERPOINT CASUALTY INS CO					
SCF GENERAL INS CO	AZ	13043	Name changed 5/7/13, now known as COPPERPOINT GENERAL INS CO					
SCF INDEMNITY INS CO	AZ	13928	Name changed 5/7/13, now known as COPPERPOINT INDEMNITY INS CO					
SCF NATIONAL INS CO	AZ	13929	Name changed 5/7/13, now known as COPPERPOINT NATIONAL INS CO					
SCF PREMIER INS CO	AZ	12741	Name changed 5/7/13, now known as COPPERPOINT PREMIER INS CO					
SCF WESTERN INS CO	AZ	13209	Name changed 5/7/13, now known as COPPERPOINT WESTERN INS CO					
SCOR GLOBAL LIFE AMERICAS REINSURANCE CO	DE	64688	(704) 330-7603	1,355,255,924	1,203,424,721	151,831,203	0	DI LI
SCOR GLOBAL LIFE RE INS CO OF TEXAS	TX	87017	(704) 344-2700	469,973,348	418,652,833	51,320,514	0	DI LI
SCOR REINSURANCE CO	NY	30058	(212) 480-1900	2,364,684,676	1,688,283,744	676,400,932	0	CI MT PI SU VE
SCOTTISH RE (U.S.), INC.	DE	87572	(704) 542-9192	1,808,187,123	1,636,440,659	171,746,464	0	DI LI
SCOTSDALE INS CO	OH	41297	(480) 365-4000	2,133,326,158	1,416,961,463	716,364,695	11,974,586	CI MT PI VE
SCOTSDALE SURPLUS LINES INS CO	AZ	10672	(480) 365-4000	17,657,161	1,399,677	16,257,484	0	CI MT PI VE
SCRUBS MUTUAL ASSURANCE CO, A RRG	NV	12988	(702) 804-7460	11,974,190	8,122,227	3,851,960	0	CI
SEABRIGHT INS CO	IL	15563	(206) 269-8500	714,433,987	487,654,001	226,779,983	593,979	CW DI MT PI SU VE
SEARS LIFE INS CO	TX	69914	(817) 348-7565	48,795,345	27,975,691	20,819,654	552,181	DI LI
SEATON INS CO	RI	25763	(401) 453-7000	79,690,525	71,553,502	8,137,023	0	CW DI MT PI SU VE
SEAWORTHY INS CO	MD	37923	(703) 823-9550	95,666,791	43,926,024	51,740,767	511,791	MT
SECURA INS, A MUTUAL CO	WI	22543	(920) 739-3161	872,115,755	550,431,109	321,684,646	14,900,686	CW MT PI SU VE
SECURA SUPREME INS CO	WI	10239	(920) 739-3161	107,795,074	60,063,268	47,731,806	6,376,322	CW MT PI SU VE
SECURIAN CASUALTY CO	MN	10054	(651) 665-3500	173,885,206	72,799,617	101,085,589	3,262,140	CI MT PI
SECURIAN LIFE INS CO	MN	93742	(651) 665-3500	207,809,044	76,281,017	131,528,027	201,171	DI LI VA VL
SECURITAS FINANCIAL LIFE INS CO	NC	94072	(336) 245-2238	5,637,977	157,463	5,480,515	0	DI LI
SECURITY AMERICA RRG, INC.	VT	11267	(802) 864-5599	4,578,955	1,895,111	2,683,844	57,227	CI
SECURITY BENEFIT LIFE INS CO	KS	68675	(785) 438-3000	20,702,296,559	19,657,493,226	1,044,803,333	199,561,162	DI LI VA VL
SECURITY LIFE INS CO OF AMERICA	MN	68721	(612) 544-2121	73,237,779	53,639,230	19,598,549	630,893	DI LI
SECURITY LIFE OF DENVER INS CO	CO	68713	(303) 860-1290	15,066,633,398	14,032,645,908	1,033,987,490	14,613,377	DI LI VA VL
SECURITY LIFE OF DENVER INTERNATIONAL LIMITED	AZ	15321	(602) 648-4040	Financial Information Not Available				CP
SECURITY MUTUAL LIFE INS CO OF NEW YORK	NY	68772	(607) 723-3551	2,676,399,790	2,542,834,991	133,564,799	1,391,614	DI LI
SECURITY NATIONAL INS CO	DE	19879	(214) 360-8000	429,014,074	349,233,648	79,780,426	(2,610)	CW MT PI SU VE
SECURITY NATIONAL LIFE INS CO	UT	69485	(801) 264-1060	477,575,724	447,978,435	29,597,289	446,627	DI LI
SEECCHANGE HEALTH INS CO	CA	63541	(888) 237-6650	40,776,133	24,895,270	15,880,863	0	DI LI
SELECT INS CO	TX	22233	(860) 227-3966	71,520,516	249,861	71,270,655	0	CW MT PI SU VE
SELECT MARKETS INS CO	IL	19836	(800) 470-7958	15,668,837	377,200	15,291,638	0	CW MT PI SU VE
SELECTIVE INS CO OF NEW YORK	NY	13730	(973) 948-3000	365,570,067	286,304,584	79,265,483	571,767	CI MT PI SU VE
SENECA INS CO, INC.	NY	10936	(212) 344-3000	194,727,795	61,770,123	132,957,672	1,918,857	CW MT PI SU VE
SENECA SPECIALTY INS CO	AZ	10729	(212) 344-3000	47,774,300	131,358	47,642,942	62,911	CI MT PI SU VE
SENIOR AMERICAN LIFE INS CO	PA	76759	(215) 918-0515	19,037,319	19,036,069	1,250	469,292	SUSPENDED
SENIOR HEALTH INS CO OF PENNSYLVANIA	PA	76325	(317) 566-7500	2,985,938,782	2,887,736,889	98,201,892	3,281,881	DI LI

Company Name Abbreviations:

CO = COMPANY CORP = CORPORATION INS = INSURANCE RRG = RISK RETENTION GROUP

Authorized Lines:

CE = CERTIFICATE OF EXEMPTION (WITH LINES OF AUTHORITY)

CI = CASUALTY CP = CAPTIVE INSURER CW = CASUALTY WITH WORKERS' COMPENSATION DI = DISABILITY DS = DENTAL SERVICE

HC = HEALTH CARE SERVICES ORGANIZATION HS = HOSPITAL SERVICE LC = LIFE CARE PROVIDER LP = LIFE CARE PROVIDER PROVISIONAL PERMIT

LI = LIFE LR = LIFE AND DISABILITY REINSURANCE MG = MORTGAGE GUARANTY MR = MECHANICAL REIMBURSEMENT REINSURANCE MS = MEDICAL SERVICE

MT = MARINE AND TRANSPORTATION OS = OPTOMETRIC SERVICE PD = PREPAID DENTAL PLAN PI = PROPERTY PL = PREPAID LEGAL

RG = DOMESTIC RISK RETENTION GROUP SU = SURETY TI = TITLE UR = UNAFFILIATED CREDIT LIFE AND DISABILITY REINSURANCE VA = VARIABLE ANNUITY

VE = VEHICLE VL = VARIABLE LIFE

Financial information is as of 12/31/2013 unless alternative fiscal year end is indicated.

† Fiscal year financial information due August 1 or November 1, 2014 pursuant to A.R.S. § 20-1083.

‡ Financial information was not required during this period or is not available due to regulatory action or notification of merger or withdrawal.

* DBA (Doing Business As)

INSURERS AUTHORIZED IN ARIZONA AS OF DECEMBER 31, 2013 - (continued)

NAME	DOMICILE	NAIC #	TELEPHONE	ASSETS	LIABILITIES	CAPITAL & SURPLUS	ARIZONA PREMIUMS	AUTHORIZED LINES	
SENIOR LIFE INS CO	GA	78662	(229) 228-6936	46,880,656	36,571,902	10,308,754	55,479	DI LI	
SENTINEL AMERICAN LIFE INS CO	TX	77119	(212) 598-8829	31,868,485	26,874,028	4,994,457	0	DI LI	
SENTINEL INS CO, LTD.	CT	11000	(860) 547-5000	205,224,645	70,752,456	134,472,189	24,165,079	CW MT PI SU VE	
SENTINEL SECURITY LIFE INS CO	UT	68802	(801) 484-8514	403,721,509	388,490,804	15,230,705	3,027,445	DI LI	
SENTRUITY CASUALTY CO	TX	12870	(713) 580-3100	106,522,435	65,521,134	41,001,301	0	CI MT SU	
SENTRY CASUALTY CO	WI	28460	(715) 346-6000	240,263,968	167,253,837	73,010,131	1,452,872	CW DI MT PI SU VE	
SENTRY INS A MUTUAL CO	WI	24988	(715) 346-6000	6,631,964,314	2,556,630,322	4,075,333,992	25,185,450	CW DI MT PI SU VE	
SENTRY LIFE INS CO	WI	68810	(715) 346-6000	4,909,669,593	4,637,135,473	272,534,120	6,014,635	DI LI VA VL	
SENTRY SELECT INS CO	WI	21180	(715) 346-6000	641,304,426	413,826,220	227,478,206	1,928,450	CW DI MT PI SU VE	
SEQUOIA INDEMNITY CO	NV	12338	(831) 657-4528	18,521,914	8,701,773	9,820,141	284,253	CW MT PI SU VE	
SEQUOIA INS CO	CA	22985	(831) 333-9880	244,792,828	170,290,081	74,502,747	2,045,899	CW MT PI SU VE	
SERVICE INS CO	FL	36560	(800) 780-8423	40,427,217	13,095,736	27,331,481	4,749	CW MT PI SU VE	
SERVICE LIFE AND CASUALTY INS CO	TX	77151	(512) 343-0600	42,122,165	11,456,426	30,665,739	(61)	DI LI	
SETTLERS LIFE INS CO	WI	97241	(608) 257-5611	385,557,108	334,025,521	51,531,587	83,201	DI LI	
SFM MUTUAL INS CO	MN	11347	(952) 838-4200	477,045,017	375,886,035	101,158,982	12,935	CW	
SHENANDOAH LIFE INS CO	VA	68845	(540) 985-4400	1,278,807,467	1,197,741,329	81,066,138	235,169	DI LI	
SIERRA HEALTH AND LIFE INS CO, INC.	NV	71420	(702) 242-7732	127,022,765	56,253,638	70,769,127	(43,059)	DI LI	
SIERRA WINDS **	FY Ending 10/31/2013 AZ	96032	(623) 972-0212	30,779,646	47,784,934	(17,005,288)	0	LC	
SIGHTCARE, INC.	AZ	47012	(480) 961-1865	972,459	232,065	740,394	8,970,185	OS	
SIGNIFICA INS GROUP, INC.	PA	67636	<i>Name changed 9/19/13, now known as DSM USA INS CO, INC.</i>						
SILVERSCRIPT INS CO	TN	12575	(615) 743-6616	2,481,594,718	2,131,666,550	349,928,168	36,449,257	DI	
SIRIUS AMERICA INS CO	NY	38776	(212) 312-2500	1,559,423,346	1,011,068,660	548,354,686	0	CW DI MT PI SU VE	
SLOVENE NATIONAL BENEFIT SOCIETY	PA	57673	(412) 695-1100	199,173,967	193,401,583	5,772,383	0	DI LI	
SMART INS CO	AZ	80055	(440) 359-8663	46,052,819	3,714,781	42,338,038	1,512,303	DI LI	
SOCIAL SERVICES PROVIDERS CAPTIVE INS CO	AZ	14674	(602) 427-3200	Financial Information Not Available				CP	
SOMERSET LIFE INS CO	AZ	63169	(201) 666-5156	12,077,769	6,151,687	5,926,081	0	LR	
SOMPO JAPAN INS CO OF AMERICA	NY	11126	(704) 759-2200	936,303,388	455,236,190	481,067,199	2,168,250	CW MT PI SU VE	
SONS OF NORWAY	MN	57142	(612) 827-3611	353,855,494	341,300,412	12,555,082	269,911	DI LI	
SOUTH STATES INS CO, INC.	AZ	14350	(602) 648-4040	Financial Information Not Available				CP	
SOUTHEASTERN LEGACY INS CO	AZ	72257	(602) 254-5866	Financial Information Not Available				CP	
SOUTHERN INS CO	TX	19216	(972) 788-6000	48,194,653	17,982,818	30,211,835	125,491	CW DI MT PI SU VE	
SOUTHLAND NATIONAL INS CORP	AL	79057	(205) 345-7410	167,092,060	157,622,755	9,469,305	285,692	DI LI	
SOUTHWEST EQUITY LIFE INS CO	AZ	98426	(319) 355-8511	8,597,404	2,930,482	5,666,922	0	LR	
SOUTHWEST GENERAL INS CO	NM	27499	(505) 722-6621	2,945,577	1,299,275	1,646,302	477,883	VE	
SOUTHWEST MARINE AND GENERAL INS CO	AZ	12294	(973) 532-1969	106,425,790	56,389,969	50,035,821	70,701	CW MT PI SU	
SPARTA INS CO	CT	20613	(860) 275-6500	542,637,020	365,537,229	177,099,791	4,961,913	CW DI MT PI SU VE	
SPECTRUM LIFE INS CO	AZ	89931	(602) 254-5866	Financial Information Not Available †				UR	
SPIRIT COMMERCIAL AUTO RRG, INC.	NV	14207	(702) 678-6868	25,037,467	18,082,399	6,955,068	372,148	CI	
SPIRIT MOUNTAIN INS CO RRG, INC.	DC	10754	(202) 471-5944	6,462,750	3,220,744	3,242,006	57,534	CI	
SPLENDIDO AT RANCHO VISTOSO **	AZ	14308	(847) 492-7500	76,576,000	85,341,000	(8,765,000)	0	LC	

Company Name Abbreviations:

CO = COMPANY CORP = CORPORATION INS = INSURANCE RRG = RISK RETENTION GROUP

Authorized Lines:

CE = CERTIFICATE OF EXEMPTION (WITH LINES OF AUTHORITY)
 CI = CASUALTY CP = CAPTIVE INSURER CW = CASUALTY WITH WORKERS' COMPENSATION DI = DISABILITY DS = DENTAL SERVICE
 HC = HEALTH CARE SERVICES ORGANIZATION HS = HOSPITAL SERVICE LC = LIFE CARE PROVIDER LP = LIFE CARE PROVIDER PROVISIONAL PERMIT
 LI = LIFE LR = LIFE AND DISABILITY REINSURANCE MG = MORTGAGE GUARANTY MR = MECHANICAL REIMBURSEMENT REINSURANCE MS = MEDICAL SERVICE
 MT = MARINE AND TRANSPORTATION OS = OPTOMETRIC SERVICE PD = PREPAID DENTAL PLAN PI = PROPERTY PL = PREPAID LEGAL
 RG = DOMESTIC RISK RETENTION GROUP SU = SURETY TI = TITLE UR = UNAFFILIATED CREDIT LIFE AND DISABILITY REINSURANCE VA = VARIABLE ANNUITY
 VE = VEHICLE VL = VARIABLE LIFE

Financial information is as of 12/31/2013 unless alternative fiscal year end is indicated.

† Fiscal year financial information due August 1 or November 1, 2014 pursuant to A.R.S. § 20-1083.

‡ Financial information was not required during this period or is not available due to regulatory action or notification of merger or withdrawal.

* DBA (Doing Business As)

INSURERS AUTHORIZED IN ARIZONA AS OF DECEMBER 31, 2013 - (continued)

NAME	DOMICILE	NAIC #	TELEPHONE	ASSETS	LIABILITIES	CAPITAL & SURPLUS	ARIZONA PREMIUMS	AUTHORIZED LINES
SPRINGFIELD INS CO	CA	36790	(626) 915-1951	94,710,098	68,742,822	25,967,276	99,415	CW
SRP CAPTIVE RISK SOLUTIONS, LIMITED	FY Ending 04/30/2013 AZ	14309	(480) 682-4985	Financial Information Not Available				CP
ST. CHARLES INS CO RRG	SC	11114	(843) 766-2327	13,097,418	4,376,401	8,721,017	1,020	CI
ST. PAUL FIRE AND MARINE INS CO	CT	24767	(860) 277-0111	18,566,316,320	12,651,619,036	5,914,697,284	7,048,729	CW DI MT PI SU VE
ST. PAUL GUARDIAN INS CO	CT	24775	(860) 277-0111	78,986,402	52,824,246	26,162,155	90,045	CW DI MT PI SU VE
ST. PAUL MERCURY INS CO	CT	24791	(860) 277-0111	340,527,280	209,834,609	130,692,671	912,507	CW DI MT PI SU VE
ST. PAUL PROTECTIVE INS CO	CT	19224	(860) 277-0111	510,117,776	281,889,423	228,228,353	15,134	CW DI MT PI SU VE
STANDARD CASUALTY CO	TX	12645	(830) 629-6111	27,665,686	12,605,538	15,060,148	1,821,169	CI PI SU
STANDARD FIRE INS CO, THE	CT	19070	(860) 277-0111	3,605,293,999	2,370,513,049	1,234,780,950	11,479,411	CW DI MT PI SU VE
STANDARD GUARANTY INS CO	DE	42986	(770) 763-1000	476,835,420	325,960,553	150,874,867	18,515,391	CI DI MT PI VE
STANDARD INS CO	OR	69019	(971) 321-7000	19,118,662,354	17,831,312,961	1,287,349,393	52,299,979	DI LI VA
STANDARD LIFE AND ACCIDENT INS CO	TX	86355	(409) 763-4661	527,648,094	275,425,612	252,222,482	1,299,624	DI LI
STANDARD SECURITY LIFE INS CO OF NY	NY	69078	(212) 355-4141	249,502,897	135,531,122	113,971,775	8,598,592	DI LI
STANDBEARER INS CO, INC.	AZ	15002	(888) 872-7475	Financial Information Not Available				CP
STAR INS CO	MI	18023	(248) 358-1100	1,000,349,480	690,758,321	309,591,160	4,145,044	CW DI MT PI SU VE
STARMOUNT LIFE INS CO	LA	68985	(225) 926-2888	51,137,913	28,808,584	22,329,329	216,688	DI LI
STARNET INS CO	DE	40045	(203) 542-3800	202,673,835	93,232,367	109,441,469	3,438,850	CW DI MT PI SU VE
STARR INDEMNITY & LIABILITY CO	TX	38318	(646) 227-6400	3,467,356,543	1,602,249,380	1,865,107,163	14,732,691	CW DI MT PI SU VE
STARVED ROCK LIFE INS CO	AZ	88587	(847) 572-6860	Financial Information Not Available †				UR
STATE AUTO PROPERTY & CASUALTY INS CO	IA	25127	(614) 464-5000	2,066,548,240	1,458,848,195	607,700,045	9,304,959	CW MT PI SU VE
STATE AUTOMOBILE MUTUAL INS CO	OH	25135	(614) 464-5000	2,196,073,212	1,337,988,395	858,084,817	2,952,106	CW MT PI SU VE
STATE CAPITOL INS RRG, INC.	NV	13993	(702) 678-6868	570,489	64,834	505,655	1,995	CI
STATE FARM FIRE AND CASUALTY CO	IL	25143	(309) 766-2311	31,460,692,892	20,509,531,761	10,951,161,131	402,867,383	CW DI MT PI SU VE
STATE FARM GENERAL INS CO	IL	25151	(309) 766-2311	6,388,142,050	2,935,545,626	3,452,596,424	(20,170)	CW DI MT PI SU
STATE FARM HEALTH INS CO	IL	94498	(309) 766-2311	8,389,628	26,853	8,362,775	0	DI LI
STATE FARM LIFE INS CO	IL	69108	(309) 766-2311	60,442,042,798	51,997,386,434	8,444,656,364	87,386,786	LI VA VL
STATE FARM MUTUAL AUTOMOBILE INS CO	IL	25178	(309) 766-2311	129,337,905,710	53,659,031,057	75,678,874,653	573,520,406	CI DI MT PI SU VE
STATE LIFE INS CO, THE	IN	69116	(317) 681-5300	5,010,611,135	4,678,606,061	332,005,074	6,991,359	DI LI
STATE MUTUAL INS CO	GA	69132	(706) 291-1054	296,798,349	266,751,299	30,047,050	436,500	DI LI
STATE NATIONAL INS CO, INC.	TX	12831	(817) 265-2000	218,790,848	63,224,670	155,566,178	17,758,993	CW DI MT PI SU VE
STATES SELF-INSURERS RRG, INC.	VT	44075	(612) 766-3000	23,762,007	13,867,334	9,894,673	0	CI
STERLING INVESTORS LIFE INS CO	GA	89184	(706) 235-8154	18,333,844	12,093,450	6,240,391	227,431	DI LI
STERLING LIFE INS CO	IL	77399	(800) 290-6200	113,012,166	68,624,029	44,388,137	1,770,048	DI LI
STEWART TITLE GUARANTY CO	TX	50121	(713) 625-8100	1,048,016,604	574,307,716	473,708,888	21,277,707	TI
STICO MUTUAL INS CO, RRG	VT	10476	(802) 862-4400	22,706,429	11,517,551	11,188,878	0	CI
STILLWATER INS CO	CA	25180	(904) 996-7312	292,251,854	136,919,505	155,332,349	14,329,880	CI MT PI SU VE
STILLWATER PROPERTY AND CASUALTY INS CO	NY	16578	(800) 849-6140	119,534,206	7,163,138	112,371,068	328	CI DI MT PI SU VE
STONEBRIDGE CASUALTY INS CO	OH	10952	(319) 355-8511	324,587,164	206,465,588	118,121,576	7,269,697	CI DI MT PI SU VE
STONEBRIDGE LIFE INS CO	VT	65021	(319) 355-8511	1,739,856,555	1,631,405,742	108,450,813	9,603,080	DI LI
STONEWALL INS CO	NE	22276	(402) 916-3000	3,357,684,655	250,962,499	3,106,722,157	37,085	CI MT PI VE

Company Name Abbreviations:

CO = COMPANY CORP = CORPORATION INS = INSURANCE RRG = RISK RETENTION GROUP

Authorized Lines:

CE = CERTIFICATE OF EXEMPTION (WITH LINES OF AUTHORITY)
 CI = CASUALTY CP = CAPTIVE INSURER CW = CASUALTY WITH WORKERS' COMPENSATION DI = DISABILITY DS = DENTAL SERVICE
 HC = HEALTH CARE SERVICES ORGANIZATION HS = HOSPITAL SERVICE LC = LIFE CARE PROVIDER LP = LIFE CARE PROVIDER PROVISIONAL PERMIT
 LI = LIFE LR = LIFE AND DISABILITY REINSURANCE MG = MORTGAGE GUARANTY MR = MECHANICAL REIMBURSEMENT REINSURANCE MS = MEDICAL SERVICE
 MT = MARINE AND TRANSPORTATION OS = OPTOMETRIC SERVICE PD = PREPAID DENTAL PLAN PI = PROPERTY PL = PREPAID LEGAL
 RG = DOMESTIC RISK RETENTION GROUP SU = SURETY TI = TITLE UR = UNAFFILIATED CREDIT LIFE AND DISABILITY REINSURANCE VA = VARIABLE ANNUITY
 VE = VEHICLE VL = VARIABLE LIFE

Financial information is as of 12/31/2013 unless alternative fiscal year end is indicated.

† Fiscal year financial information due August 1 or November 1, 2014 pursuant to A.R.S. § 20-1083.

‡ Financial information was not required during this period or is not available due to regulatory action or notification of merger or withdrawal.

* DBA (Doing Business As)

INSURERS AUTHORIZED IN ARIZONA AS OF DECEMBER 31, 2013 - (continued)

NAME	DOMICILE	NAIC #	TELEPHONE	ASSETS	LIABILITIES	CAPITAL & SURPLUS	ARIZONA PREMIUMS	AUTHORIZED LINES
STONEWOOD NATIONAL INS CO	OH	31925	(919) 882-3500	227,209,331	179,468,246	47,741,085	0	CW DI MT PI SU VE
STONINGTON INS CO	TX	10340	(608) 837-4440	153,595,749	107,200,742	46,395,007	88,240	CW MT PI SU VE
STRATFORD INS CO	NH	40436	(201) 847-8600	168,165,211	97,167,395	70,997,816	0	CI MT PI SU VE
SU INS CO	WI	10130	(414) 281-1100	19,650,022	7,659,621	11,990,401	0	MT
SUN LIFE AND HEALTH INS CO (U.S.)	CT	80926	(781) 446-1523	353,705,585	171,689,296	182,016,289	799,251	DI LI
SUN LIFE ASSURANCE CO OF CANADA	CANADA	80802	(781) 237-6030	15,368,893,261	14,602,151,104	766,742,157	31,268,158	DI LI
SUN LIFE ASSURANCE CO OF CANADA (U.S.)	DE	79065	(781) 237-6030	39,279,197,972	37,868,778,220	1,410,419,752	5,938,452	DI LI VA VL
SUN SURETY INS CO	SD	10909	(605) 348-1000	16,173,669	8,347,551	7,826,118	115,314	SU
SUNLAND RRG, INC.	DE	14026	(800) 800-4324	3,398,146	2,310,754	1,087,392	110,136	CI
SUNSET LIFE INS CO OF AMERICA	MO	69272	(816) 753-7000	355,658,848	324,460,638	31,198,212	335,860	DI LI
SUNZ INS CO	FL	34762	(727) 497-1247	54,413,157	46,144,698	8,268,459	102,623	CW
SUPERIOR VISION INS, INC.	AZ	60188	(800) 923-6766	24,712,566	12,064,461	12,648,105	0	DI
SUPREME COUNCIL OF THE ROYAL ARCANUM	MA	58181	(617) 426-4135	105,299,955	90,942,984	14,356,971	0	LI
SURETEC INS CO	TX	10916	(713) 812-0800	157,619,094	79,597,557	78,021,536	409,233	SU
SURETY BONDING CO OF AMERICA	SD	24047	(312) 822-5000	8,132,427	5,992	8,126,435	103,103	CI SU
SURETY LIFE AND CASUALTY INS CO	ND	69329	(701) 235-6653	10,084,336	6,244,769	3,839,567	0	DI LI
SURETY LIFE INS CO	NE	69310	(816) 257-5500	13,885,569	1,128,734	12,756,835	468,708	DI LI
SUTLIFF LIFE INS CO	AZ	79090	(602) 439-4322	405,790	126	405,664	0	LR
SWISS RE LIFE & HEALTH AMERICA INC.	CT	82627	(914) 828-8486	9,994,731,136	8,350,729,393	1,644,001,743	0	DI LI
SWISS REINSURANCE AMERICA CORP	NY	25364	(914) 828-8665	11,409,396,275	6,790,079,299	4,619,316,976	0	CW DI MT PI SU VE
SYMETRA LIFE INS CO	WA	68608	(425) 256-8000	27,220,041,375	25,350,321,723	1,869,719,652	98,471,552	DI LI VA VL
SYMETRA NATIONAL LIFE INS CO	WA	90581	(425) 256-8000	16,688,373	6,696,290	9,992,083	1,710	DI LI
SYMPHONIX HEALTH INS, INC.	MI	84549	(847) 834-0956	9,848,341	2,260,513	7,587,828	0	DI LI
SYNCORA GUARANTEE INC.	NY	20311	(212) 478-3400	1,034,520,401	61,188,294	973,332,107	0	SU
T.H.E. INS CO	LA	12866	(727) 367-6900	190,250,310	128,083,333	62,166,978	1,440,843	CW MT PI SU VE
TEACHERS INS AND ANNUITY ASSOCIATION OF AMERICA	NY	69345	(212) 490-9000	250,494,214,817	219,715,089,398	30,779,125,419	111,098,823	DI LI VA
TEACHERS INS CO	IL	22683	(217) 789-2500	329,280,775	188,885,371	140,395,404	2,111,186	CI DI MT PI VE
TEB LIFE INS CO	AZ	81604	(540) 896-8941	4,141,227	28,010	4,113,218	0	LR
TECHNOLOGY INS CO, INC.	NH	42376	(212) 220-7120	1,132,602,230	896,074,644	236,527,586	6,481,004	CW MT PI SU VE
TENN RE, INC.	AZ	14565	(602) 427-3200	Financial Information Not Available				CP
TENNESSEE LIFE INS CO	AZ	85502	(931) 484-8411	618,260	198,335	419,925	0	LR
TERRA INS CO (A RRG)	VT	10113	(802) 229-5042	27,716,531	10,890,753	16,825,778	0	CI
TERRAFIRMA RRG, LLC	VT	14395	(802) 859-5599	4,938,829	558,935	4,379,894	5,286	CI
TEXAS GENERAL INDEMNITY CO	CO	19526	(319) 399-5700	25,948,801	11,523,779	14,425,022	0	CI VE
TEXAS LIFE INS CO	TX	69396	(817) 752-6521	952,866,475	872,515,259	80,351,216	1,507,435	LI
TGG CAPTIVE INS CO	AZ	14304	(480) 682-4985	Financial Information Not Available				CP
THRIVENT FINANCIAL FOR LUTHERANS	WI	56014	(612) 340-7000	72,161,546,776	66,363,637,110	5,797,909,666	96,912,975	VA DI LI VL
THRIVENT LIFE INS CO	MN	97721	(612) 844-7000	3,468,211,157	3,305,604,190	162,606,967	1,566,456	DI LI
TIAA-CREF LIFE INS CO	NY	60142	(888) 842-5433	7,988,639,007	7,614,805,598	373,833,409	10,084,300	DI LI VA VL
TIERONE REINSURANCE CO	AZ	14283	(605) 373-3151	Financial Information Not Available †				UR

Company Name Abbreviations:

CO = COMPANY CORP = CORPORATION INS = INSURANCE RRG = RISK RETENTION GROUP

Authorized Lines:

CE = CERTIFICATE OF EXEMPTION (WITH LINES OF AUTHORITY)

CI = CASUALTY CP = CAPTIVE INSURER CW = CASUALTY WITH WORKERS' COMPENSATION DI = DISABILITY DS = DENTAL SERVICE

HC = HEALTH CARE SERVICES ORGANIZATION HS = HOSPITAL SERVICE LC = LIFE CARE PROVIDER LP = LIFE CARE PROVIDER PROVISIONAL PERMIT

LI = LIFE LR = LIFE AND DISABILITY REINSURANCE MG = MORTGAGE GUARANTY MR = MECHANICAL REIMBURSEMENT REINSURANCE MS = MEDICAL SERVICE

MT = MARINE AND TRANSPORTATION OS = OPTOMETRIC SERVICE PD = PREPAID DENTAL PLAN PI = PROPERTY PL = PREPAID LEGAL

RG = DOMESTIC RISK RETENTION GROUP SU = SURETY TI = TITLE UR = UNAFFILIATED CREDIT LIFE AND DISABILITY REINSURANCE VA = VARIABLE ANNUITY

VE = VEHICLE VL = VARIABLE LIFE

Financial information is as of 12/31/2013 unless alternative fiscal year end is indicated.

† Fiscal year financial information due August 1 or November 1, 2014 pursuant to A.R.S. § 20-1083.

‡ Financial information was not required during this period or is not available due to regulatory action or notification of merger or withdrawal.

* DBA (Doing Business As)

INSURERS AUTHORIZED IN ARIZONA AS OF DECEMBER 31, 2013 - (continued)

NAME	DOMICILE	NAIC #	TELEPHONE	ASSETS	LIABILITIES	CAPITAL & SURPLUS	ARIZONA PREMIUMS	AUTHORIZED LINES
TIG INS CO	CA	25534	(603) 656-2233	2,235,803,146	1,385,844,362	849,958,784	0	CW DI MT PI SU VE
TIME INS CO	WI	69477	(414) 271-3011	691,510,276	479,499,129	212,011,147	40,912,460	DI LI
TIPPECANOE LIFE INS CO	AZ	---	(312) 332-0430	Financial Information Not Available †				UR
TITAN INDEMNITY CO	TX	13242	(614) 249-7111	244,587,665	77,214,357	167,373,308	7,519,988	CI MT PI SU VE
TITAN INS CO	MI	36269	(614) 249-7111	120,448,673	16,109,764	104,338,909	79,345	CI MT PI SU VE
TITAN INS CO, INC., A RRG	SC	11153	(843) 766-2327	41,033,455	10,640,666	30,392,789	21,182	CI
TITLE INDUSTRY ASSURANCE CO RRG	VT	10084	(802) 862-4400	6,312,059	2,730,864	3,581,195	0	CI
TITLE RESOURCES GUARANTY CO	TX	50016	(972) 644-6500	69,241,878	40,326,534	28,915,344	11,993,220	TI
TM SPECIALTY INS CO	AZ	10738	(212) 297-6600	38,025,259	219,379	37,805,880	0	CW
TNUS INS CO	NY	32301	(212) 297-6600	65,689,402	12,668,967	53,020,435	0	CW DI MT PI SU VE
TOA REINSURANCE CO OF AMERICA, THE	DE	42439	(973) 898-9480	1,779,405,889	1,096,994,400	682,411,489	0	CI MT PI SU VE
TOKIO MARINE AMERICA INS CO	NY	10945	(212) 297-6600	1,383,525,649	869,152,092	514,373,557	3,286,760	CW DI MT PI SU VE
TOPA INS CO	CA	18031	(310) 201-0451	186,079,131	110,537,660	75,541,471	1,016,398	CI MT PI VE
TORUS NATIONAL INS CO	DE	25496	(201) 743-7700	139,769,273	66,783,605	72,985,668	1,314,674	CW DI MT PI SU VE
TOTAL DENTAL ADMINISTRATORS HEALTH PLAN, INC.	AZ	52120	(602) 266-1995	3,571,703	1,525,606	2,046,097	7,527,217	PD
TOWER INS CO OF NEW YORK	NY	44300	(212) 655-2000	543,740,374	407,304,667	136,435,707	5,614,418	CW MT PI SU VE
TOWER NATIONAL INS CO	MA	43702	(212) 655-2000	35,561,942	32,263,380	3,298,562	269,385	CW MT PI SU VE
TOWN & COUNTRY LIFE INS CO	UT	77674	(801) 715-7123	5,719,704	2,345,473	3,374,231	140,865	DI LI
TOYOTA MOTOR INS CO	IA	37621	(310) 468-4300	420,031,045	225,172,419	194,858,626	1,820,982	CI MT PI SU VE
TPC INS SERVICES, INC.	AZ	14302	(602) 635-4848	Financial Information Not Available				CP
TRADERS INS CO	MO	42749	(816) 822-1887	35,878,030	24,964,492	10,913,538	0	CI MT PI VE
TRANS CITY CASUALTY INS CO	AZ	34002	(480) 483-6500	16,377,702	5,523,542	10,854,160	4,181,835	CW SU
TRANS PACIFIC INS CO	NY	41238	(212) 297-6600	65,120,483	17,909,355	47,211,128	462,817	CW MT PI SU VE
TRANS WORLD ASSURANCE CO	CA	69566	(650) 348-2300	347,762,239	270,622,697	77,139,542	108,017	DI LI
TRANSAM ASSURANCE CO	AZ	71986	(850) 456-7406	4,348,290	993,983	3,354,300	1,741	DI LI
TRANSAMERICA ADVISORS LIFE INS CO	AR	79022	(319) 355-8511	10,135,218,291	9,401,803,126	733,415,165	739,340	DI LI VA VL
TRANSAMERICA FINANCIAL LIFE INS CO	NY	70688	(914) 627-3630	29,402,390,662	28,467,814,431	934,576,231	12,853,033	DI LI VA
TRANSAMERICA LIFE INS CO	IA	86231	(319) 398-8511	115,276,062,906	110,558,209,923	4,717,852,983	223,106,005	DI LI VA VL
TRANSATLANTIC REINSURANCE CO	NY	19453	(212) 365-2200	15,013,002,535	10,294,069,032	4,718,933,503	0	CW DI MT PI SU VE
TRANS-CITY LIFE INS CO.	AZ	77690	(480) 483-6500	19,289,798	10,055,080	9,234,718	2,240,673	DI LI
TRANSGUARD INS CO OF AMERICA, INC.	IL	28886	(919) 833-1600	248,408,197	119,664,650	128,743,547	1,527,897	CW MT PI SU VE
TRANSPORT INS CO	OH	33014	(857) 300-4127	42,027,431	31,175,600	10,851,831	0	CW DI MT PI SU VE
TRANSPORTATION INS CO	IL	20494	(312) 822-5000	80,329,992	87,490	80,242,502	13,250,308	CW DI MT PI SU VE
TRAVCO INS CO	CT	28188	(860) 277-0111	216,091,261	146,522,949	69,568,312	0	CI MT PI SU VE
TRAVELERS CASUALTY AND SURETY CO	CT	19038	(860) 277-0111	16,464,401,449	9,905,754,944	6,558,646,505	5,141,985	CW DI MT PI SU VE
TRAVELERS CASUALTY AND SURETY CO OF AMERICA	CT	31194	(860) 277-0111	4,147,460,454	2,265,740,367	1,881,720,088	21,506,221	CW DI MT PI SU VE
TRAVELERS CASUALTY CO OF CONNECTICUT	CT	36170	(860) 277-0111	319,228,588	225,031,176	94,197,411	0	CW MT PI SU VE
TRAVELERS CASUALTY CO, THE	CT	41769	(860) 277-0111	202,708,949	140,214,481	62,494,468	0	CW MT PI SU VE
TRAVELERS CASUALTY INS CO OF AMERICA	CT	19046	(860) 277-0111	1,893,078,083	1,343,317,536	549,760,547	18,027,900	CW MT PI SU VE
TRAVELERS COMMERCIAL CASUALTY CO	CT	40282	(860) 277-0111	324,468,114	229,120,031	95,348,083	0	CW DI MT PI VE

Company Name Abbreviations:

CO = COMPANY CORP = CORPORATION INS = INSURANCE RRG = RISK RETENTION GROUP

Authorized Lines:

CE = CERTIFICATE OF EXEMPTION (WITH LINES OF AUTHORITY)
 CI = CASUALTY CP = CAPTIVE INSURER CW = CASUALTY WITH WORKERS' COMPENSATION DI = DISABILITY DS = DENTAL SERVICE
 HC = HEALTH CARE SERVICES ORGANIZATION HS = HOSPITAL SERVICE LC = LIFE CARE PROVIDER LP = LIFE CARE PROVIDER PROVISIONAL PERMIT
 LI = LIFE LR = LIFE AND DISABILITY REINSURANCE MG = MORTGAGE GUARANTY MR = MECHANICAL REIMBURSEMENT REINSURANCE MS = MEDICAL SERVICE
 MT = MARINE AND TRANSPORTATION OS = OPTOMETRIC SERVICE PD = PREPAID DENTAL PLAN PI = PROPERTY PL = PREPAID LEGAL
 RG = DOMESTIC RISK RETENTION GROUP SU = SURETY TI = TITLE UR = UNAFFILIATED CREDIT LIFE AND DISABILITY REINSURANCE VA = VARIABLE ANNUITY
 VE = VEHICLE VL = VARIABLE LIFE

Financial information is as of 12/31/2013 unless alternative fiscal year end is indicated.

† Fiscal year financial information due August 1 or November 1, 2014 pursuant to A.R.S. § 20-1083.

‡ Financial information was not required during this period or is not available due to regulatory action or notification of merger or withdrawal.

* DBA (Doing Business As)

INSURERS AUTHORIZED IN ARIZONA AS OF DECEMBER 31, 2013 - (continued)

NAME	DOMICILE	NAIC #	TELEPHONE	ASSETS	LIABILITIES	CAPITAL & SURPLUS	ARIZONA PREMIUMS	AUTHORIZED LINES
TRAVELERS COMMERCIAL INS CO	CT	36137	(860) 277-0111	343,055,645	249,524,847	93,530,798	4,875,977	CW MT PI SU VE
TRAVELERS CONSTITUTION STATE INS CO	CT	41750	(860) 277-0111	203,205,723	140,215,896	62,989,828	0	CW MT PI SU VE
TRAVELERS HOME AND MARINE INS CO, THE	CT	27998	(860) 277-0111	410,095,646	281,111,955	128,983,691	51,225,399	CI MT PI SU VE
TRAVELERS INDEMNITY CO OF AMERICA, THE	CT	25666	(860) 277-0111	628,000,922	433,490,623	194,510,299	11,820,193	CW MT PI SU VE
TRAVELERS INDEMNITY CO OF CONNECTICUT, THE	CT	25682	(860) 277-0111	1,082,359,603	716,787,951	365,571,652	9,358,177	CW DI MT PI SU VE
TRAVELERS INDEMNITY CO, THE	CT	25658	(860) 277-0111	20,662,613,986	13,956,488,515	6,706,125,470	50,843,479	CW DI MT PI SU VE
TRAVELERS PERSONAL INS CO	CT	38130	(860) 277-0111	194,750,507	130,272,662	64,477,844	0	CI MT PI SU VE
TRAVELERS PERSONAL SECURITY INS CO	CT	36145	(860) 277-0111	205,066,075	138,282,777	66,783,299	0	CI MT PI SU VE
TRAVELERS PROPERTY CASUALTY CO OF AMERICA	CT	25674	(860) 277-0111	907,007,888	419,996,230	487,011,658	102,000,228	CW MT PI SU VE
TRAVELERS PROPERTY CASUALTY INS CO	CT	36161	(860) 277-0111	223,965,507	153,447,069	70,518,438	1,851,047	CI MT PI VE
TRAVELERS PROTECTIVE ASSOCIATION OF AMERICA, THE	MO	56006	(636) 724-2227	10,954,911	1,841,233	9,113,678	416	DI
TRENWICK AMERICA REINSURANCE CORP	CT	34894	(203) 418-4100	84,244,199	50,098,507	34,145,692	0	CW MT PI SU VE
TRIAD GUARANTY INS CORP	IL	24350	(336) 723-1282	Financial Information Not Available ‡				REHABILITATION
TRINITY UNIVERSAL INS CO	TX	19887	(904) 245-5644	2,380,943,414	1,396,863,781	984,079,635	0	CI MT PI SU VE
TRI-STATE INS CO OF MINNESOTA	MN	31003	(515) 473-3000	32,011,805	1,085,292	30,926,513	0	CW DI MT PI SU VE
TRITON INS CO	TX	41211	(817) 348-7565	527,843,738	321,941,561	205,902,177	634,462	CI DI MT VE
TRIUMPHE CASUALTY CO	OH	41106	(330) 659-8900	32,512,903	14,879,720	17,633,183	164,558	MT PI SU VE
TRUASSURE INS CO	IL	92525	(800) 414-4988	6,554,035	582,740	5,971,295	0	DI LI
TRUCK INS EXCHANGE	CA	21709	(213) 932-3200	1,933,396,090	1,369,922,187	563,473,903	22,271,814	CW DI MT PI SU VE
TRUMBULL INS CO	CT	27120	(860) 547-5000	210,903,499	117,860,138	93,043,361	54,085,685	CW DI MT PI SU VE
TRUSTEES LIFE INS CO	AZ	93092	(480) 948-1711	Financial Information Not Available †				UR
TRUSTMARK INS CO	IL	61425	(847) 615-1500	1,369,779,673	1,072,008,688	297,770,986	5,378,978	DI LI
TRUSTMARK LIFE INS CO	IL	62863	(847) 615-1500	365,541,679	204,977,218	160,564,461	16,718,776	DI LI
TWIN CITY FIRE INS CO	IN	29459	(860) 547-5000	641,747,713	353,605,506	288,142,207	41,388,252	CW DI MT PI SU VE
U.S. FINANCIAL LIFE INS CO	OH	84530	(201) 743-5132	638,132,457	575,654,514	62,477,943	2,113,052	LI
U.S. LEGAL SERVICES OF TENNESSEE, INC.	TN	14689	(904) 737-3366	1,845,590	117,937	1,727,653	318,720	PL
U.S. SPECIALTY INS CO	TX	29599	(713) 462-1000	1,928,589,483	1,348,281,564	580,307,919	4,984,668	CW DI MT PI SU VE
U.S. UNDERWRITERS INS CO	ND	35416	(888) 523-5545	173,295,519	57,630,488	115,665,036	0	CI MT PI SU VE
UBS LIFE INS CO USA	CA	67423	(800) 986-0088	44,979,718	6,730,353	38,249,365	0	DI LI VA VL
ULLICO LIFE INS CO	TX	86371	(202) 682-0900	11,868,333	273,235	11,595,098	13,007	DI LI
UMIA INS CO	OR	41050	Name changed 2/22/13, now known as UNDERWRITER FOR THE PROFESSIONS INS CO					
UNDERWRITER FOR THE PROFESSIONS INS CO	OR	41050	Name changed 11/1/12, now known as UNDERWRITER FOR THE PROFESSIONS INS CO					
UNDERWRITER FOR THE PROFESSIONS INS CO	OR	41050	(707) 226-0100	267,521,797	197,313,534	70,208,263	0	CI
UNICARE LIFE & HEALTH INS CO	IN	80314	(312) 234-7000	469,053,917	342,803,454	126,250,463	3,092,008	DI LI
UNIFIED LIFE INS CO	TX	11121	(913) 685-2233	179,569,877	156,765,867	22,804,010	477,992	DI LI
UNIGARD INDEMNITY CO	WI	25798	(608) 837-4440	55,240,945	42,291,676	12,949,268	0	CW MT PI SU VE
UNIGARD INS CO	WI	25747	(608) 837-4440	410,328,649	298,489,650	111,839,000	4,845,967	CW DI MT PI SU VE
UNIMERICA INS CO	WI	91529	(763) 797-7126	410,077,144	228,956,594	181,120,550	1,744,281	DI LI
UNION CENTRAL LIFE INS CO, THE	NE	80837	(513) 595-2200	6,491,294,422	5,933,124,133	558,170,289	6,426,047	DI LI VA VL
UNION FIDELITY LIFE INS CO	KS	62596	(913) 982-3700	19,510,637,069	18,941,294,314	569,342,750	1,046,024	DI LI

Company Name Abbreviations:
 CO = COMPANY CORP = CORPORATION INS = INSURANCE RRG = RISK RETENTION GROUP

Authorized Lines:
 CE = CERTIFICATE OF EXEMPTION (WITH LINES OF AUTHORITY)
 CI = CASUALTY CP = CAPTIVE INSURER CW = CASUALTY WITH WORKERS' COMPENSATION DI = DISABILITY DS = DENTAL SERVICE
 HC = HEALTH CARE SERVICES ORGANIZATION HS = HOSPITAL SERVICE LC = LIFE CARE PROVIDER LP = LIFE CARE PROVIDER PROVISIONAL PERMIT
 LI = LIFE LR = LIFE AND DISABILITY REINSURANCE MG = MORTGAGE GUARANTY MR = MECHANICAL REIMBURSEMENT REINSURANCE MS = MEDICAL SERVICE
 MT = MARINE AND TRANSPORTATION OS = OPTOMETRIC SERVICE PD = PREPAID DENTAL PLAN PI = PROPERTY PL = PREPAID LEGAL
 RG = DOMESTIC RISK RETENTION GROUP SU = SURETY TI = TITLE UR = UNAFFILIATED CREDIT LIFE AND DISABILITY REINSURANCE VA = VARIABLE ANNUITY
 VE = VEHICLE VL = VARIABLE LIFE

Financial information is as of 12/31/2013 unless alternative fiscal year end is indicated.
 † Fiscal year financial information due August 1 or November 1, 2014 pursuant to A.R.S. § 20-1083.
 ‡ Financial information was not required during this period or is not available due to regulatory action or notification of merger or withdrawal.
 * DBA (Doing Business As)

INSURERS AUTHORIZED IN ARIZONA AS OF DECEMBER 31, 2013 - (continued)

NAME	DOMICILE	NAIC #	TELEPHONE	ASSETS	LIABILITIES	CAPITAL & SURPLUS	ARIZONA PREMIUMS	AUTHORIZED LINES
UNION INS CO	IA	25844	(515) 473-3000	104,795,626	76,566,290	28,229,336	5,108,770	CW MT PI SU VE
UNION INS CO OF PROVIDENCE	IA	21423	(515) 280-2511	107,298,935	53,977,784	53,321,151	2,312,164	CI MT PI VE
UNION LABOR LIFE INS CO, THE	MD	69744	(202) 682-0900	2,813,706,488	2,726,040,682	87,665,806	895,661	DI LI
UNION SECURITY INS CO	KS	70408	(800) 214-2333	5,085,826,710	4,651,113,839	434,712,871	38,943,184	DI LI VA VL
UNIONE ITALIANA REINSURANCE CO OF AMERICA, INC.	NY	36048	(402) 536-3000	79,136,488	42,133,605	37,002,883	0	CI MT PI SU VE
UNITED AGRICULTURAL BENEFIT TRUST *	CA	---	(949) 975-1424	45,589,964	3,407,065	42,182,899	1,436,380	CE (DI LI)
UNITED AMERICAN INS CO	NE	92916	(972) 529-5085	1,683,448,545	1,471,858,984	211,589,561	9,825,815	DI LI
UNITED AUTOMOBILE INS CO	FL	35319	(305) 940-7299	340,557,830	260,112,614	80,445,217	18,857,394	VE
UNITED BENEFIT LIFE INS CO	OH	65269	(512) 451-2224	3,113,272	53,556	3,059,716	0	DI LI
UNITED CONCORDIA INS CO	AZ	85766	(717) 260-7081	58,943,109	25,634,230	33,308,879	9,876,105	DI LI
UNITED DENTAL CARE OF ARIZONA, INC.	AZ	47708	(816) 474-2345	4,158,074	898,539	3,259,535	5,149,262	PD
UNITED EDUCATORS INS, A RECIPROCAL RRG	VT	10020	(301) 907-4908	759,714,340	505,260,263	254,454,077	351,619	CI
UNITED FARM FAMILY LIFE INS CO	IN	69892	(317) 692-7200	2,087,018,274	1,811,783,240	275,235,034	518,553	DI LI
UNITED FIDELITY LIFE INS CO	TX	87645	(816) 391-2000	778,232,613	328,062,411	450,170,202	120,226	DI LI
UNITED FINANCIAL CASUALTY CO	OH	11770	(440) 461-5000	2,137,869,338	1,645,881,593	491,987,745	18,139,770	CI MT PI VE
UNITED FIRE & CASUALTY CO	IA	13021	(319) 399-5700	1,558,730,375	892,958,189	665,772,186	5,284,305	CI MT PI SU VE
UNITED FIRE & INDEMNITY CO	TX	19496	(409) 766-4600	42,743,913	28,222,680	14,521,233	0	CI MT PI VE
UNITED GENERAL TITLE INS CO	CA	51624	(714) 250-3224	14,946,671	2,610,839	12,335,832	0	TI
UNITED GUARANTY COMMERCIAL INS CO OF NORTH CAROLINA	NC	16659	(336) 373-0232	68,228,965	36,664,967	31,563,998	0	CI
UNITED GUARANTY CREDIT INS CO	NC	40525	(800) 334-0296	23,317,821	1,571,697	21,746,124	0	MG
UNITED GUARANTY MORTGAGE INDEMNITY CO	NC	26999	(336) 373-0232	283,788,814	170,561,754	113,227,060	29,401	MG
UNITED GUARANTY RESIDENTIAL INS CO	NC	15873	(336) 373-0232	3,059,260,763	1,593,547,410	1,465,713,353	11,300,452	MG
UNITED HERITAGE LIFE INS CO	ID	63983	(800) 657-6351	520,094,566	464,697,046	55,397,520	974,115	DI LI
UNITED HERITAGE PROPERTY & CASUALTY CO	ID	18939	(208) 493-6200	36,160,196	22,296,107	13,864,090	194,625	CI PI VE
UNITED HOME INS CO, A RRG	VT	10712	(802) 864-5599	2,424,684	1,020,850	1,403,834	0	CI
UNITED HOME LIFE INS CO	IN	69922	(317) 692-7979	75,087,626	56,692,684	18,394,942	181,338	DI LI
UNITED INS CO INC.	UT	12256	(801) 226-2662	25,586,301	18,150,508	7,435,793	15,096,913	CI MT PI VE
UNITED INS CO OF AMERICA	IL	69930	(314) 819-4300	3,591,712,146	3,155,635,945	436,076,201	32,597	DI LI
UNITED LIFE INS CO	IA	69973	(319) 399-5700	1,648,018,882	1,490,044,658	157,974,224	403,428	DI LI
UNITED MISSOURI INS CO	AZ	---	(602) 254-5866	Financial Information Not Available †				UR
UNITED NATIONAL CASUALTY INS CO	IN	11445	(812) 833-3074	21,082,157	45,252	21,036,905	0	CW DI MT PI SU VE
UNITED NATIONAL LIFE INS CO OF AMERICA	IL	92703	(847) 460-4755	13,531,286	9,643,411	3,887,875	54,835	DI LI
UNITED NATIONAL SPECIALTY INS CO	WI	41335	(610) 664-1500	80,401,855	69,755,458	10,646,397	0	CW MT PI SU VE
UNITED OF OMAHA LIFE INS CO	NE	69868	(402) 342-7600	18,122,473,437	16,895,600,881	1,226,872,556	106,888,790	DI LI VA VL
UNITED SECURITY ASSURANCE CO OF PENNSYLVANIA	PA	42129	(215) 723-3044	147,875,914	131,695,005	16,180,909	58,495	DI LI
UNITED SECURITY LIFE AND HEALTH INS CO	IL	81108	(800) 875-4422	9,966,865	6,240,823	3,726,042	2,074,471	DI LI
UNITED SERVICES AUTOMOBILE ASSOCIATION	TX	25941	(210) 498-8000	28,667,011,488	7,912,525,356	20,754,486,132	161,720,923	CI MT PI VE
UNITED STATES FIDELITY AND GUARANTY CO	CT	25887	(860) 277-0111	4,653,938,415	2,169,502,708	2,484,435,707	1,139,209	CW DI MT PI SU VE
UNITED STATES FIRE INS CO	DE	21113	(973) 490-6600	3,154,524,880	2,342,427,670	812,097,210	7,869,373	CW DI MT PI SU VE
UNITED STATES LIABILITY INS CO	PA	25895	(610) 688-2535	811,297,038	273,793,611	537,503,427	4,273,445	CW MT PI SU VE

Company Name Abbreviations:

CO = COMPANY CORP = CORPORATION INS = INSURANCE RRG = RISK RETENTION GROUP

Authorized Lines:

CE = CERTIFICATE OF EXEMPTION (WITH LINES OF AUTHORITY)

CI = CASUALTY CP = CAPTIVE INSURER CW = CASUALTY WITH WORKERS' COMPENSATION DI = DISABILITY DS = DENTAL SERVICE

HC = HEALTH CARE SERVICES ORGANIZATION HS = HOSPITAL SERVICE LC = LIFE CARE PROVIDER LP = LIFE CARE PROVIDER PROVISIONAL PERMIT

LI = LIFE LR = LIFE AND DISABILITY REINSURANCE MG = MORTGAGE GUARANTY MR = MECHANICAL REIMBURSEMENT REINSURANCE MS = MEDICAL SERVICE

MT = MARINE AND TRANSPORTATION OS = OPTOMETRIC SERVICE PD = PREPAID DENTAL PLAN PI = PROPERTY PL = PREPAID LEGAL

RG = DOMESTIC RISK RETENTION GROUP SU = SURETY TI = TITLE UR = UNAFFILIATED CREDIT LIFE AND DISABILITY REINSURANCE VA = VARIABLE ANNUITY

VE = VEHICLE VL = VARIABLE LIFE

Financial information is as of 12/31/2013 unless alternative fiscal year end is indicated.

† Fiscal year financial information due August 1 or November 1, 2014 pursuant to A.R.S. § 20-1083.

‡ Financial information was not required during this period or is not available due to regulatory action or notification of merger or withdrawal.

* DBA (Doing Business As)

INSURERS AUTHORIZED IN ARIZONA AS OF DECEMBER 31, 2013 - (continued)

NAME	DOMICILE	NAIC #	TELEPHONE	ASSETS	LIABILITIES	CAPITAL & SURPLUS	ARIZONA PREMIUMS	AUTHORIZED LINES
UNITED STATES LIFE INS CO IN THE CITY OF NEW YORK, THE	NY	70106	(212) 709-6000	25,538,037,807	23,772,797,264	1,765,240,543	5,389,862	DI LI
UNITED TEACHER ASSOCIATES INS CO	TX	63479	(513) 412-2241	939,975,854	855,565,378	84,410,476	1,808,095	DI LI
UNITED WISCONSIN INS CO	WI	29157	(262) 787-7700	361,166,347	287,206,236	73,960,111	37,907	CW DI
UNITED WORLD LIFE INS CO	NE	72850	(402) 978-5127	114,871,299	66,251,301	48,619,998	6,052,616	DI LI
UNITEDHEALTHCARE INS CO	CT	79413	(877) 832-7734	14,512,561,082	9,473,069,016	5,039,492,066	1,066,660,928	DI LI
UNITEDHEALTHCARE LIFE INS CO	WI	97179	(920) 661-6020	56,953,177	27,696,602	29,256,575	4,280,692	DI LI
UNITEDHEALTHCARE OF ARIZONA, INC.	AZ	96016	(714) 226-3361	74,445,597	37,513,971	36,931,626	338,222,213	HC
UNITRIN AUTO AND HOME INS CO	NY	16063	(904) 245-5600	107,110,060	75,639,129	31,470,931	0	CW MT PI SU VE
UNITRIN DIRECT INS CO	IL	10226	(312) 661-4700	14,812,641	6,561,500	8,251,141	468,791	CI PI VE
UNITRIN DIRECT PROPERTY & CASUALTY CO	IL	10915	(312) 661-4700	18,512,598	9,566,019	8,946,579	1,813,963	CI MT PI VE
UNITRIN SAFEGUARD INS CO	WI	40703	(904) 245-5600	27,190,756	20,337,523	6,853,233	0	CI MT PI VE
UNITY FINANCIAL LIFE INS CO	OH	63819	(513) 247-0711	172,735,320	161,632,835	11,102,485	131,059	LI
UNIVERSAL CASUALTY CO	IL	42862	(847) 700-9100	29,842,514	14,714,728	15,127,786	116,653	CI DI MT PI SU VE
UNIVERSAL FIDELITY LIFE INS CO	OK	70122	(580) 255-8530	14,927,970	9,991,468	4,936,502	29,203	DI LI
UNIVERSAL FIRE & CASUALTY INS CO	IN	32867	(616) 662-3900	13,430,497	6,872,146	6,558,351	31,062	CI PI SU
UNIVERSAL GUARANTY LIFE INS CO	OH	70130	(217) 241-6300	348,061,708	313,163,889	34,897,819	35,810	LI
UNIVERSAL NORTH AMERICA INS CO	TX	10759	(210) 877-5800	172,964,978	105,823,857	67,141,120	3,069,913	CI MT PI VE
UNIVERSAL PRUDENTIAL ARIZONA REINSURANCE CO	AZ	14296	(602) 648-4040	Financial Information Not Available				CP
UNIVERSAL SURETY CO	NE	25933	(402) 435-4302	169,027,000	47,282,229	121,744,771	55,713	SU
UNIVERSAL UNDERWRITERS INS CO	IL	41181	(847) 605-6000	386,182,512	50,057,013	336,125,500	11,021,202	CW DI MT PI SU VE
UNIVERSAL UNDERWRITERS LIFE INS CO	KS	70173	(913) 339-1000	155,864,689	133,874,898	21,989,791	175,063	DI LI
UNIVERSAL UNDERWRITERS OF TEXAS INS CO	IL	40843	(847) 605-6000	12,599,676	2,759,964	9,839,712	1,773,489	CW MT PI SU VE
UNIVERSITY OF ARIZONA HEALTH PLANS-UNIVERSITY HEALTHCARE MARKETPLACE, THE *	AZ	14004	(520) 874-3500	12,595,825	2,682,845	9,912,980	15,762	HC
UNUM LIFE INS CO OF AMERICA	ME	62235	(207) 575-2211	19,078,536,320	17,520,669,272	1,557,867,048	46,787,293	DI LI
UPPER HUDSON NATIONAL INS CO	NY	29998	(845) 791-6700	4,843,350	1,324,120	3,519,230	0	SU
URGENT CARE ASSURANCE CO RRG	NV	12915	(941) 955-0793	3,176,776	1,609,606	1,567,170	50,096	CI
US HEALTH AND LIFE INS CO	MI	97772	(810) 826-4845	26,180,222	18,141,771	8,038,451	0	DI LI
USAA CASUALTY INS CO	TX	25968	(210) 498-8000	8,445,777,251	4,277,001,437	4,168,775,814	133,820,253	CI MT PI VE
USAA GENERAL INDEMNITY CO	TX	18600	(210) 498-8000	2,256,609,831	1,420,971,692	835,638,139	56,013,424	CI MT PI VE
USAA LIFE INS CO	TX	69663	(210) 498-8000	21,113,959,166	19,140,563,600	1,973,395,566	72,889,919	DI LI VA VL
USABLE LIFE	AR	94358	(501) 375-7200	408,256,523	241,938,717	166,317,806	443,043	DI LI
USAGENCIES DIRECT INS CO	NY	10413	(225) 928-9000	5,318,402	18,064	5,300,338	0	VE
USPLATE GLASS INS CO	IL	28497	(708) 449-6060	25,919,731	5,415,583	20,504,148	375	CI
UTICA MUTUAL INS CO	NY	25976	(315) 734-2000	2,130,108,412	1,355,027,474	775,080,938	159,097	CW DI MT PI SU VE
UVN INS CO.	AZ	14313	(480) 682-4985	Financial Information Not Available				CP
VALIANT INS CO	DE	26611	(603) 656-2233	35,885,135	3,683,464	32,201,671	0	CI DI MT PI SU VE
VALLEY ASSURANCE CO	FY Ending 08/31/2013 AZ	---	(480) 563-2315	Financial Information Not Available				CP
VALLEY FORGE INS CO	PA	20508	(312) 822-5000	70,964,063	37,900	70,926,163	11,787,725	CW DI MT PI SU VE
VALLEY INS CO	CA	14133	(619) 876-4355	6,894,813	1	6,894,812	0	CI MT PI SU VE

Company Name Abbreviations:

CO = COMPANY CORP = CORPORATION INS = INSURANCE RRG = RISK RETENTION GROUP

Authorized Lines:

CE = CERTIFICATE OF EXEMPTION (WITH LINES OF AUTHORITY)

CI = CASUALTY CP = CAPTIVE INSURER CW = CASUALTY WITH WORKERS' COMPENSATION DI = DISABILITY DS = DENTAL SERVICE

HC = HEALTH CARE SERVICES ORGANIZATION HS = HOSPITAL SERVICE LC = LIFE CARE PROVIDER LP = LIFE CARE PROVIDER PROVISIONAL PERMIT

LI = LIFE LR = LIFE AND DISABILITY REINSURANCE MG = MORTGAGE GUARANTY MR = MECHANICAL REIMBURSEMENT REINSURANCE MS = MEDICAL SERVICE

MT = MARINE AND TRANSPORTATION OS = OPTOMETRIC SERVICE PD = PREPAID DENTAL PLAN PI = PROPERTY PL = PREPAID LEGAL

RG = DOMESTIC RISK RETENTION GROUP SU = SURETY TI = TITLE UR = UNAFFILIATED CREDIT LIFE AND DISABILITY REINSURANCE VA = VARIABLE ANNUITY

VE = VEHICLE VL = VARIABLE LIFE

Financial information is as of 12/31/2013 unless alternative fiscal year end is indicated.

† Fiscal year financial information due August 1 or November 1, 2014 pursuant to A.R.S. § 20-1083.

‡ Financial information was not required during this period or is not available due to regulatory action or notification of merger or withdrawal.

* DBA (Doing Business As)

INSURERS AUTHORIZED IN ARIZONA AS OF DECEMBER 31, 2013 - (continued)

NAME	DOMICILE	NAIC #	TELEPHONE	ASSETS	LIABILITIES	CAPITAL & SURPLUS	ARIZONA PREMIUMS	AUTHORIZED LINES
VALUE HEALTH REINSURANCE, INC.	AZ	89518	(757) 459-5200	6,303,985	8,622	6,295,363	0	LR
VANLINER INS CO	MO	21172	(636) 343-9889	325,013,236	203,095,710	121,917,525	2,206,547	CW MT PI VE
VANTIS LIFE INS CO	CT	68632	(860) 298-6000	896,338,991	824,615,483	71,723,508	96,044	DI LI
VARIABLE ANNUITY LIFE INS CO, THE	TX	70238	(713) 526-5251	77,174,391,941	72,362,526,287	4,811,865,654	53,858,059	LI VA
VEHICULAR SERVICE INS CO, RRG	OK	11063	(256) 851-6777	2,547,015	112,315	2,434,700	(250)	CI
VERLAN FIRE INS CO	NH	10815	(508) 853-7200	24,794,395	39,341	24,755,054	413,118	CI MT PI
VESTA INS CORP	TX	42668	(205) 970-7000	Financial Information Not Available ‡				REHABILITATION
VI AT GRAYHAWK, A VI AND PLAZA COMPANIES COMMUNITY **	AZ	95398	(312) 803-8520	50,392,452	91,669,758	(41,277,306)	0	LC
VI AT SILVERSTONE, A VI AND PLAZA COMPANIES COMMUNITY **	AZ	14564	(312) 803-8800	174,144,048	77,848,980	96,295,068	0	LC
VICTORIA AUTOMOBILE INS CO	IN	10644	(614) 249-7111	23,911,810	13,405,753	10,506,057	123,563	VE
VICTORIA FIRE & CASUALTY CO	OH	42889	(614) 249-7111	158,466,478	101,175,572	57,290,906	22,717	CI MT PI SU VE
VICTORIA SELECT INS CO	OH	10105	(614) 249-7111	35,940,134	27,736,149	8,203,985	346,123	VE
VICTORIA SPECIALTY INS CO	OH	10777	(614) 249-7111	20,496,519	17,016,700	3,479,819	12,310,198	VE
VIGILANT INS CO	NY	20397	(908) 903-2000	467,945,670	203,062,939	264,882,731	3,045,248	CW DI MT PI SU VE
VIKING INS CO OF WISCONSIN	WI	13137	(715) 346-6000	381,328,273	203,151,816	178,176,457	1,135,573	VE
VIRGINIA SURETY CO, INC.	IL	40827	(312) 356-3000	1,007,790,342	698,576,775	309,213,567	2,194,935	CW DI MT PI PL SU VE
VISION SERVICE PLAN INS CO	CT	39616	(916) 851-5000	205,885,104	63,181,786	142,703,318	24,356,969	DI
VISTA LIFE INS CO	MI	84549	Name changed 5/2/13, now known as SYMPHONIX HEALTH INS, INC.					
WADENA INS CO	IA	12528	(515) 327-2777	10,780,716	58,748	10,721,968	0	CI MT PI SU VE
WARNER INS CO	IL	26085	(312) 661-4700	12,412,948	1,048,042	11,364,906	335,169	CI VE
WASHINGTON AND MICHIGAN INS, INC.	AZ	14310	(602) 952-9532	Financial Information Not Available				CP
WASHINGTON INTERNATIONAL INS CO	NH	32778	(847) 273-1210	108,709,723	36,281,559	72,428,164	580,065	CW DI MT PI SU VE
WASHINGTON NATIONAL INS CO	IN	70319	(317) 817-6100	5,286,071,673	4,854,172,693	431,898,980	3,032,384	DI LI
WAUSAU BUSINESS INS CO	WI	26069	(617) 357-9500	43,589,590	18,465,514	25,124,076	1,014,932	CW MT PI SU VE
WAUSAU UNDERWRITERS INS CO	WI	26042	(617) 357-9500	99,744,310	38,612,344	61,131,966	5,823,946	CW DI MT PI SU VE
WELLCARE HEALTH INS OF ARIZONA, INC.	AZ	83445	(813) 290-6200	167,829,551	93,440,613	74,388,938	0	DI LI
WELLCARE HEALTH INS OF ILLINOIS, INC.	IL	64467	(813) 865-1658	291,352,612	167,805,271	123,547,341	0	DI LI
WELLCARE OF ARIZONA *	TX	12964	(813) 290-6200	66,071,204	41,860,541	24,210,663	38,088,778	HC
WELLCARE PRESCRIPTION INS, INC.	FL	10155	(813) 290-6200	205,600,738	87,007,748	118,592,990	11,806,152	DI
WELLINGTON LIFE INS CO	AZ	85537	(757) 459-5200	6,174,286	66,864	6,107,422	0	DI LI
WESCO INS CO	DE	25011	(212) 220-7120	804,133,417	637,320,516	166,812,901	17,427,630	CW DI MT PI SU VE
WEST AMERICAN INS CO	IN	44393	(617) 357-9500	100,373,289	52,643,366	47,729,923	1,416,345	CW MT PI SU VE
WEST COAST LIFE INS CO	NE	70335	(205) 268-1000	4,516,103,717	4,066,112,702	449,991,015	15,128,260	DI LI
WESTCHESTER FIRE INS CO	PA	10030	(215) 640-1000	2,056,086,204	1,149,515,330	906,570,874	9,571,472	CW MT PI SU VE
WESTCOR LAND TITLE INS CO	CA	50050	(407) 629-5842	67,656,593	47,855,943	19,800,650	6,266,838	TI
WESTERN AGRICULTURAL INS CO	IA	27871	(515) 225-5400	171,155,209	100,475,683	70,679,526	10,542,380	CI DI MT PI SU VE
WESTERN AND SOUTHERN LIFE INS CO	OH	70483	(513) 629-1800	9,405,282,427	5,194,271,524	4,211,010,903	1,263,506	DI LI
WESTERN CATHOLIC INS CO, RRG INC.	VT	14122	(802) 922-9451	5,498,883	4,251,468	1,247,414	621,427	CI
WESTERN GENERAL INS CO	CA	27502	(818) 880-9070	53,757,523	32,540,391	21,217,132	3,217,785	CI PI VE
WESTERN GROWERS ASSURANCE TRUST	FY Ending 06/30/2013 CA	---	(949) 863-1000	90,045,464	7,201,542	82,843,922	12,938,588	CE (DI LI)

Company Name Abbreviations:

CO = COMPANY CORP = CORPORATION INS = INSURANCE RRG = RISK RETENTION GROUP

Authorized Lines:

CE = CERTIFICATE OF EXEMPTION (WITH LINES OF AUTHORITY)
 CI = CASUALTY CP = CAPTIVE INSURER CW = CASUALTY WITH WORKERS' COMPENSATION DI = DISABILITY DS = DENTAL SERVICE
 HC = HEALTH CARE SERVICES ORGANIZATION HS = HOSPITAL SERVICE LC = LIFE CARE PROVIDER LP = LIFE CARE PROVIDER PROVISIONAL PERMIT
 LI = LIFE LR = LIFE AND DISABILITY REINSURANCE MG = MORTGAGE GUARANTY MR = MECHANICAL REIMBURSEMENT REINSURANCE MS = MEDICAL SERVICE
 MT = MARINE AND TRANSPORTATION OS = OPTOMETRIC SERVICE PD = PREPAID DENTAL PLAN PI = PROPERTY PL = PREPAID LEGAL
 RG = DOMESTIC RISK RETENTION GROUP SU = SURETY TI = TITLE UR = UNAFFILIATED CREDIT LIFE AND DISABILITY REINSURANCE VA = VARIABLE ANNUITY
 VE = VEHICLE VL = VARIABLE LIFE

Financial information is as of 12/31/2013 unless alternative fiscal year end is indicated.

† Fiscal year financial information due August 1 or November 1, 2014 pursuant to A.R.S. § 20-1083.

‡ Financial information was not required during this period or is not available due to regulatory action or notification of merger or withdrawal.

* DBA (Doing Business As)

INSURERS AUTHORIZED IN ARIZONA AS OF DECEMBER 31, 2013 - (continued)

NAME	DOMICILE	NAIC #	TELEPHONE	ASSETS	LIABILITIES	CAPITAL & SURPLUS	ARIZONA PREMIUMS	AUTHORIZED LINES	
WESTERN HERITAGE INS CO	AZ	37150	(614) 249-1545	136,763,393	32,253,448	104,509,945	1,913,822	CI DI MT PI SU VE	
WESTERN HOME INS CO	MN	26395	(952) 835-5350	51,928,413	28,033,799	23,894,614	0	CI MT PI	
WESTERN INS GROUP, INC.	AZ	11978	(602) 427-3251	535,343	22,778	512,565	0	CP	
WESTERN MUTUAL INS CO	CA	13625	(949) 724-9402	69,904,371	23,754,171	46,150,200	0	CI PI	
WESTERN NATIONAL ASSURANCE CO	MN	24465	(952) 835-5350	51,318,673	29,157,611	22,161,062	0	CI DI MT PI SU VE	
WESTERN NATIONAL MUTUAL INS CO	MN	15377	(952) 835-5350	696,007,097	381,803,845	314,203,252	303,550	CW MT PI SU VE	
WESTERN PACIFIC MUTUAL INS CO, A RRG	CO	40940	(303) 388-5688	137,592,563	33,002,653	104,589,910	125,780	CI	
WESTERN RESERVE LIFE ASSURANCE CO. OF OHIO	OH	91413	(727) 299-1800	9,420,319,417	9,014,872,565	405,446,852	9,778,906	DI LI VA VL	
WESTERN SURETY CO	SD	13188	(312) 822-5000	1,856,351,527	650,737,354	1,205,614,173	5,876,070	CI SU	
WESTERN UNITED INS CO	IN	37770	(925) 279-2468	238,704,441	99,372,160	139,332,281	74,912,280	CI MT PI VE	
WESTERN UNITED LIFE ASSURANCE CO	WA	77925	(800) 247-2045	872,191,758	809,401,349	62,790,409	1,106,836	LI	
WESTERN-SOUTHERN LIFE ASSURANCE CO	OH	92622	(513) 629-1800	13,146,807,242	11,970,126,754	1,176,680,488	2,495,747	DI LI VA	
WESTFIELD INS CO	OH	24112	(330) 887-0101	2,450,520,897	1,459,330,676	991,190,221	21,739,405	CW DI MT PI SU VE	
WESTFIELD NATIONAL INS CO	OH	24120	(330) 887-0101	571,946,288	328,760,382	243,185,906	322,347	CW DI MT PI SU VE	
WESTMINSTER VILLAGE **	AZ	95419	(480) 451-2000	33,175,840	45,586,368	(12,410,528)	0	LC	
WESTPORT INS CORP	MO	39845	(913) 676-5200	5,454,118,515	3,684,714,544	1,769,403,971	4,761,310	CW DI MT PI SU VE	
WESTPORT LIFE INS CO	AZ	62332	(602) 254-5866	8,557,220	4,602,829	3,954,391	0	LR	
WFG NATIONAL TITLE INS CO	SC	51152	(803) 799-4747	50,124,236	32,115,877	18,008,359	1,095,244	TI	
WILLIAMSBURG NATIONAL INS CO	MI	25780	(248) 358-1100	149,107,572	117,760,320	31,347,252	851,409	CW MT PI SU VE	
WILSHIRE INS CO	NC	13234	(919) 833-1600	207,443,733	105,051,886	102,391,847	5,364,762	CI DI MT PI SU VE	
WILTON REASSURANCE CO	MN	66133	(203) 862-3172	3,470,778,858	2,861,992,996	608,785,865	0	DI LI	
WILTON REASSURANCE LIFE CO OF NEW YORK	NY	60704	(203) 762-4400	901,333,134	788,208,602	113,124,531	290,509	DI LI VA VL	
WINDSOR LIFE INS CO	TX	65960	(214) 559-0850	3,146,386	315,276	2,831,111	0	DI LI	
WMI MUTUAL INS CO	UT	68420	(801) 263-8000	12,965,253	6,041,118	6,924,135	933,249	DI LI	
WOMAN'S LIFE INS SOCIETY	MI	56170	(810) 985-5191	194,400,874	168,990,477	25,410,397	6,416	LI	
WOODMEN OF THE WORLD LIFE INS SOCIETY	NE	57320	(402) 342-1890	10,067,532,553	9,005,494,845	1,062,037,708	1,368,269	VA DI LI VL	
WOODRIDGE INS CO	IL	24376	(860) 368-2000	8,489,539	55,687	8,433,852	0	CI DI MT PI VE	
WORK FIRST CASUALTY CO	DE	31232	(302) 477-1710	44,302,249	34,013,553	10,288,694	(91,479)	CW	
WORKMEN'S AUTO INS CO	CA	13250	(213) 747-6492	34,225,187	25,021,740	9,203,447	0	CI MT PI SU VE	
WORLD CORP INS CO	NE	79987	<i>Name changed 10/30/13, now known as MEDICO CORP LIFE INS CO</i>						
WRIGHT NATIONAL FLOOD INS CO	TX	11523	(800) 820-3242	27,592,131	12,893,375	14,698,756	1,500,717	PI	
WRM AMERICA INDEMNITY CO, INC.	NY	20273	(516) 750-9412	73,445,199	6,083,883	67,361,316	0	CW DI MT PI SU VE	
XENIA ASSURANCE CO, INC.	AZ	15294	(602) 427-3208	Financial Information Not Available				CP	
XL INS AMERICA, INC.	DE	24554	(203) 964-5200	734,200,582	487,365,509	246,835,073	7,492,241	CW MT PI SU VE	
XL INS CO OF NEW YORK, INC.	NY	40193	(203) 964-5200	208,201,656	130,506,779	77,694,877	0	CI MT PI SU VE	
XL LIFE INS AND ANNUITY CO	IL	88080	(203) 964-5200	13,943,659	260,506	13,683,153	0	DI LI	
XL REINSURANCE AMERICA INC.	NY	20583	(203) 964-5200	5,527,818,384	3,283,313,150	2,244,505,234	0	CW DI MT PI SU VE	
XL SPECIALTY INS CO	DE	37885	(203) 964-5200	440,571,430	282,228,387	158,343,043	17,139,169	CW MT PI SU VE	
XPRESS ASSURANCE, INC.	AZ	14361	(602) 427-3208	Financial Information Not Available				CP	
YADKIN VALLEY LIFE INS CO	AZ	90735	(803) 931-1720	345,972	61,993	283,979	0	LR	

Company Name Abbreviations:
CO = COMPANY CORP = CORPORATION INS = INSURANCE RRG = RISK RETENTION GROUP

Authorized Lines:
CE = CERTIFICATE OF EXEMPTION (WITH LINES OF AUTHORITY)
CI = CASUALTY CP = CAPTIVE INSURER CW = CASUALTY WITH WORKERS' COMPENSATION DI = DISABILITY DS = DENTAL SERVICE
HC = HEALTH CARE SERVICES ORGANIZATION HS = HOSPITAL SERVICE LC = LIFE CARE PROVIDER LP = LIFE CARE PROVIDER PROVISIONAL PERMIT
LI = LIFE LR = LIFE AND DISABILITY REINSURANCE MG = MORTGAGE GUARANTY MR = MECHANICAL REIMBURSEMENT REINSURANCE MS = MEDICAL SERVICE
MT = MARINE AND TRANSPORTATION OS = OPTOMETRIC SERVICE PD = PREPAID DENTAL PLAN PI = PROPERTY PL = PREPAID LEGAL
RG = DOMESTIC RISK RETENTION GROUP SU = SURETY TI = TITLE UR = UNAFFILIATED CREDIT LIFE AND DISABILITY REINSURANCE VA = VARIABLE ANNUITY
VE = VEHICLE VL = VARIABLE LIFE

Financial information is as of 12/31/2013 unless alternative fiscal year end is indicated.
† Fiscal year financial information due August 1 or November 1, 2014 pursuant to A.R.S. § 20-1083.
‡ Financial information was not required during this period or is not available due to regulatory action or notification of merger or withdrawal.
* DBA (Doing Business As)

INSURERS AUTHORIZED IN ARIZONA AS OF DECEMBER 31, 2013 - (continued)

NAME	DOMICILE	NAIC #	TELEPHONE	ASSETS	LIABILITIES	CAPITAL & SURPLUS	ARIZONA PREMIUMS	AUTHORIZED LINES
YORK INS CO	RI	24325	(401) 453-7000	17,611,556	8,185,195	9,426,362	0	CW MT PI
YOSEMITE INS CO	IN	26220	(812) 468-5338	247,983,831	94,273,872	153,709,959	652,060	CI DI MT PI SU VE
YOUNG AMERICA INS CO	TX	27090	(915) 629-5126	44,328,019	23,338,727	20,989,292	7,128,505	CI PI VE
ZALE INDEMNITY CO	TX	30325	(972) 580-4080	42,175,605	26,170,963	16,004,642	68,530	CI MT PI SU
ZALE LIFE INS CO	AZ	71323	(972) 580-4080	11,447,047	2,366,169	9,080,878	28,283	DI LI
ZENITH INS CO	CA	13269	(818) 713-1000	1,783,758,870	1,267,971,110	515,787,760	1,817,902	CW MT PI SU VE
ZNAT INS CO	CA	30120	(818) 713-1000	66,600,910	41,111,501	25,489,409	0	CW MT PI SU VE
ZURICH AMERICAN INS CO	NY	16535	(847) 605-6000	30,184,001,188	22,385,582,849	7,798,418,339	81,008,782	CW DI MT PI PL SU VE
ZURICH AMERICAN INS CO OF ILLINOIS	IL	27855	(847) 605-6000	49,354,906	15,336,181	34,018,725	1,707,643	CW DI MT PI SU VE
ZURICH AMERICAN LIFE INS CO	IL	90557	(877) 301-5376	12,968,646,199	12,836,586,861	132,059,338	2,848,426	DI LI VA VL
1873 GROUP, INC.	AZ	14373	(602) 427-3200	Financial Information Not Available				CP
21ST CENTURY ADVANTAGE INS CO	MN	25232	(302) 252-2000	28,418,077	740,306	27,677,771	23,649,216	CW DI MT PI SU VE
21ST CENTURY CENTENNIAL INS CO	PA	34789	(302) 252-2000	555,757,400	17,328,878	538,428,522	333,573	CI DI MT PI SU VE
21ST CENTURY INDEMNITY INS CO	PA	43974	(302) 252-2000	62,517,167	1,643,582	60,873,585	514,460	CI DI MT PI VE
21ST CENTURY INS CO OF THE SOUTHWEST	TX	10245	(302) 252-2000	5,384,676	0	5,384,676	0	CI MT PI SU VE
21ST CENTURY NATIONAL INS CO	NY	36587	(302) 252-2000	24,505,640	1,006,327	23,499,313	0	CI DI MT PI SU VE
21ST CENTURY NORTH AMERICA INS CO	NY	32220	(302) 252-2000	571,988,257	39,408,466	532,579,791	4,952,648	CI DI MT PI SU VE
21ST CENTURY PREFERRED INS CO	PA	22225	(302) 252-2000	41,250,836	1,643,582	39,607,254	589,886	CI DI MT PI SU VE
21ST CENTURY PREMIER INS CO	PA	20796	(302) 252-2000	264,538,284	6,620,324	257,917,960	139,726	CW DI MT PI SU VE
4 EVER LIFE INS CO	IL	80985	(630) 472-7700	186,859,446	96,938,809	89,920,636	666,141	DI LI
5 STAR LIFE INS CO	LA	77879	(703) 706-5975	248,677,397	208,147,691	40,529,706	2,430,604	DI LI

Company Name Abbreviations:

CO = COMPANY CORP = CORPORATION INS = INSURANCE RRG = RISK RETENTION GROUP

Authorized Lines:

CE = CERTIFICATE OF EXEMPTION (WITH LINES OF AUTHORITY)
 CI = CASUALTY CP = CAPTIVE INSURER CW = CASUALTY WITH WORKERS' COMPENSATION DI = DISABILITY DS = DENTAL SERVICE
 HC = HEALTH CARE SERVICES ORGANIZATION HS = HOSPITAL SERVICE LC = LIFE CARE PROVIDER LP = LIFE CARE PROVIDER PROVISIONAL PERMIT
 LI = LIFE LR = LIFE AND DISABILITY REINSURANCE MG = MORTGAGE GUARANTY MR = MECHANICAL REIMBURSEMENT REINSURANCE MS = MEDICAL SERVICE
 MT = MARINE AND TRANSPORTATION OS = OPTOMETRIC SERVICE PD = PREPAID DENTAL PLAN PI = PROPERTY PL = PREPAID LEGAL
 RG = DOMESTIC RISK RETENTION GROUP SU = SURETY TI = TITLE UR = UNAFFILIATED CREDIT LIFE AND DISABILITY REINSURANCE VA = VARIABLE ANNUITY
 VE = VEHICLE VL = VARIABLE LIFE

Financial information is as of 12/31/2013 unless alternative fiscal year end is indicated.

† Fiscal year financial information due August 1 or November 1, 2014 pursuant to A.R.S. § 20-1083.

‡ Financial information was not required during this period or is not available due to regulatory action or notification of merger or withdrawal.

* DBA (Doing Business As)

**TOP 25 AUTHORIZED
PREMIUM WRITERS
FOR SELECT
LINES OF BUSINESS**

FIRE

2013 Ranking of Top Twenty-Five Insurers by Premiums Written

(\$000 Omitted)

NAIC#	INSURER NAME	Market Share		PREMIUMS WRITTEN	PREMIUMS EARNED	LOSSES PAID	LOSSES INCURRED	LOSS RATIO
		'13	'12	(1)	(2)	(3)	(4)	(4)/(2)
1. 16535	ZURICH AMERICAN INS CO	11.1%	3.5%	12,390	12,783	263	632	4.9%
2. 21482	FACTORY MUTUAL INS CO	5.5%	6.6%	6,102	6,538	405	498	7.6%
3. 18988	AUTO-OWNERS INS CO	5.1%	5.6%	5,640	5,687	1,754	1,868	32.8%
4. 42978	AMERICAN SECURITY INS CO	4.6%	13.7%	5,136	10,733	1,251	990	9.2%
5. 25658	TRAVELERS INDEMNITY CO, THE	4.4%	4.7%	4,900	4,779	470	(827)	(17.3%)
6. 23035	LIBERTY MUTUAL FIRE INS CO	4.3%	4.6%	4,748	4,882	2,871	2,512	51.4%
7. 42986	STANDARD GUARANTY INS CO	3.7%	0.0%	4,145	1,477	13	252	17.1%
8. 24740	SAFECO INS CO OF AMERICA	3.4%	3.6%	3,848	3,798	1,503	1,684	44.3%
9. 19062	AUTOMOBILE INS CO OF HARTFORD, CT, THE	3.3%	3.3%	3,706	3,552	1,911	2,406	67.8%
10. 35300	ALLIANZ GLOBAL RISKS US INS CO	3.3%	2.6%	3,643	2,841	0	315	11.1%
11. 10014	AFFILIATED FM INS CO	2.8%	2.4%	3,085	2,740	363	(543)	(19.8%)
12. 25674	TRAVELERS PROPERTY CASUALTY CO OF AMERICA	2.5%	2.8%	2,777	2,723	3,055	2,604	95.6%
13. 10921	ACA INS CO	2.4%	2.4%	2,723	2,550	1,232	1,054	41.3%
14. 24554	XL INS AMERICA, INC.	2.4%	1.9%	2,711	2,252	0	(95)	(4.2%)
15. 25941	UNITED SERVICES AUTOMOBILE ASSOCIATION	2.3%	2.4%	2,555	2,510	398	392	15.6%
16. 38652	AMERICAN MODERN SELECT INS CO	2.1%	1.8%	2,392	2,131	543	756	35.5%
17. 26247	AMERICAN GUARANTEE AND LIABILITY INS CO	2.0%	1.8%	2,195	2,175	380	630	29.0%
18. 11185	FOREMOST INS CO GRAND RAPIDS, MICHIGAN	1.8%	1.4%	1,979	1,797	1,630	1,466	81.6%
19. 37273	AXIS INS CO	1.4%	1.3%	1,569	1,481	52	21	1.4%
20. 20559	GENERAL SECURITY INDEMNITY CO OF ARIZONA	1.4%	1.1%	1,535	1,438	420	390	27.1%
21. 25968	USAA CASUALTY INS CO	1.4%	1.4%	1,511	1,496	19	62	4.2%
22. 26905	CENTURY-NATIONAL INS CO	1.3%	1.2%	1,422	1,323	133	433	32.7%
23. 39845	WESTPORT INS CORP	1.2%	1.2%	1,385	1,378	366	365	26.4%
24. 20443	CONTINENTAL CASUALTY CO	1.2%	1.7%	1,344	1,639	16	37	2.3%
25. 37850	PACIFIC SPECIALTY INS CO	1.2%	0.7%	1,306	1,226	475	438	35.8%
Current Year Top 25:		75.9%		84,744	85,928	19,522	18,341	21.3%
Total for Current Year: 266 Insurers				111,598	112,348	32,393	26,782	23.8%
Prior Year: 270 Insurers				102,320	105,292	31,198	36,896	35.0%

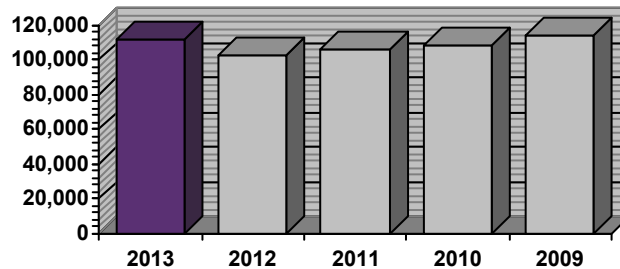
Company Names: CO = COMPANY CORP = CORPORATION INS = INSURANCE RRG = RISK RETENTION GROUP

Note: Due to rounding, numbers may not produce the totals presented.

Insurers Reporting may include insurers that did not have any written premiums but may have reported other activity such as Direct Premiums Earned, Dividends Paid, Losses Paid and Losses Incurred.

Total Arizona Premiums for This Line for All Insurers Reporting

(\$000 Omitted)



HOMEOWNERS MULTIPLE PERIL

2013 Ranking of Top Twenty-Five Insurers by Premiums Written

(\$000 Omitted)

NAIC#	INSURER NAME	Market Share		PREMIUMS WRITTEN	PREMIUMS EARNED	LOSSES PAID	LOSSES INCURRED	LOSS RATIO
		'13	'12	(1)	(2)	(3)	(4)	(4)/(2)
1. 25143	STATE FARM FIRE AND CASUALTY CO	20.6%	20.7%	279,504	272,078	136,832	136,379	50.1%
2. 19275	AMERICAN FAMILY MUTUAL INS CO	6.4%	6.6%	86,717	85,513	39,910	41,747	48.8%
3. 21652	FARMERS INS EXCHANGE	6.4%	5.6%	86,358	78,434	39,126	40,658	51.8%
4. 21598	FARMERS INS CO OF ARIZONA	5.2%	6.0%	70,033	73,597	39,114	31,326	42.6%
5. 17230	ALLSTATE PROPERTY AND CASUALTY INS CO	4.3%	5.0%	57,754	60,441	30,731	30,077	49.8%
6. 25941	UNITED SERVICES AUTOMOBILE ASSOCIATION	3.4%	3.5%	46,227	45,484	28,839	27,460	60.4%
7. 19240	ALLSTATE INDEMNITY CO	2.6%	2.9%	35,868	36,380	19,363	19,721	54.2%
8. 25968	USAA CASUALTY INS CO	2.5%	2.5%	34,203	33,080	20,452	19,216	58.1%
9. 11185	FOREMOST INS CO GRAND RAPIDS, MICHIGAN	2.5%	2.4%	33,725	32,140	15,761	16,093	50.1%
10. 42404	LIBERTY INS CORP	2.3%	1.8%	31,329	26,721	15,024	18,014	67.4%
11. 27998	TRAVELERS HOME AND MARINE INS CO, THE	2.2%	2.2%	29,478	29,000	13,472	14,274	49.2%
12. 24740	SAFECO INS CO OF AMERICA	2.1%	1.8%	28,506	25,886	11,480	12,450	48.1%
13. 26298	METROPOLITAN PROPERTY AND CASUALTY INS CO	2.0%	2.2%	27,593	27,721	15,011	14,206	51.2%
14. 10921	ACA INS CO	1.9%	1.8%	26,264	24,678	14,961	16,368	66.3%
15. 19232	ALLSTATE INS CO	1.8%	2.0%	23,778	24,349	12,157	11,887	48.8%
16. 34690	PROPERTY AND CASUALTY INS CO OF HARTFORD	1.5%	1.7%	19,871	20,956	10,556	10,593	50.5%
17. 20990	COUNTRY MUTUAL INS CO	1.2%	1.3%	16,318	16,256	9,467	8,819	54.3%
18. 20346	PACIFIC INDEMNITY CO	1.2%	1.2%	15,935	15,693	7,777	7,488	47.7%
19. 20419	HOMESITE INDEMNITY CO	1.1%	1.0%	15,158	14,084	6,575	7,172	50.9%
20. 37907	ALLSTATE VEHICLE AND PROPERTY INS CO	1.1%	0.4%	14,596	9,396	3,445	4,548	48.4%
21. 13773	FARM BUREAU PROPERTY & CASUALTY INS CO	1.0%	1.0%	14,106	13,609	9,276	8,805	64.7%
22. 19623	AMERICAN SUMMIT INS CO	1.0%	1.0%	13,693	13,141	6,451	6,134	46.7%
23. 10872	AMERICAN STRATEGIC INS CORP.	1.0%	1.0%	13,663	12,869	5,260	6,275	48.8%
24. 29068	IDS PROPERTY CASUALTY INS CO	0.9%	0.9%	12,817	11,992	6,843	7,117	59.4%
25. 18600	USAA GENERAL INDEMNITY CO	0.8%	0.7%	11,367	10,057	5,703	5,838	58.1%
Current Year Top 25:		77.2%		1,044,862	1,013,556	523,585	522,664	51.6%
Total for Current Year: 170 Insurers				1,353,759	1,313,051	685,550	682,422	52.0%
Prior Year: 175 Insurers				1,275,173	1,246,757	700,565	595,315	47.7%

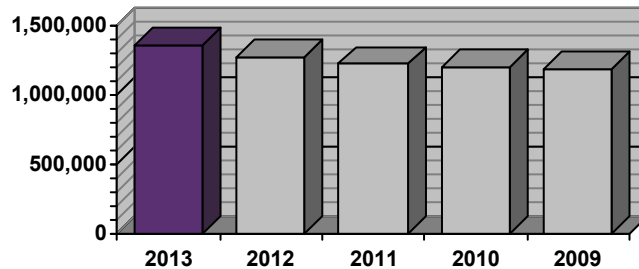
Company Names: CO = COMPANY CORP = CORPORATION INS = INSURANCE RRG = RISK RETENTION GROUP

Note: Due to rounding, numbers may not produce the totals presented.

Insurers Reporting may include insurers that did not have any written premiums but may have reported other activity such as Direct Premiums Earned, Dividends Paid, Losses Paid and Losses Incurred.

Total Arizona Premiums for This Line for All Insurers Reporting

(\$000 Omitted)



COMMERCIAL MULTIPLE PERIL

2013 Ranking of Top Twenty-Five Insurers by Premiums Written

(\$000 Omitted)

NAIC#	INSURER NAME	Market Share		PREMIUMS WRITTEN	PREMIUMS EARNED	LOSSES PAID	LOSSES INCURRED	LOSS RATIO
		'13	'12	(1)	(2)	(3)	(4)	(4)/(2)
1.	18058 PHILADELPHIA INDEMNITY INS CO	5.2%	5.1%	29,151	28,224	13,593	10,454	37.0%
2.	21598 FARMERS INS CO OF ARIZONA	3.7%	3.8%	20,585	20,372	7,183	6,411	31.5%
3.	25143 STATE FARM FIRE AND CASUALTY CO	3.6%	3.8%	20,053	20,012	10,801	11,072	55.3%
4.	19240 ALLSTATE INDEMNITY CO	3.6%	3.6%	19,912	19,703	7,819	9,283	47.1%
5.	19275 AMERICAN FAMILY MUTUAL INS CO	3.3%	3.6%	18,566	18,714	7,462	(489)	(2.6%)
6.	21687 MID-CENTURY INS CO	3.2%	3.3%	17,978	17,455	12,103	11,342	65.0%
7.	19046 TRAVELERS CASUALTY INS CO OF AMERICA	2.7%	2.6%	15,317	14,786	9,929	8,002	54.1%
8.	21652 FARMERS INS EXCHANGE	2.7%	2.6%	15,141	14,450	9,175	8,654	59.9%
9.	20281 FEDERAL INS CO	2.6%	2.7%	14,534	13,873	3,580	3,440	24.8%
10.	24082 OHIO SECURITY INS CO	2.6%	0.8%	14,304	8,990	2,243	4,942	55.0%
11.	32700 OWNERS INS CO	2.5%	2.6%	13,786	13,832	8,782	2,344	16.9%
12.	25674 TRAVELERS PROPERTY CASUALTY CO OF AMERICA	2.3%	2.4%	12,977	12,609	8,579	9,211	73.0%
13.	10677 CINCINNATI INS CO, THE	2.3%	2.4%	12,789	12,490	5,295	6,509	52.1%
14.	21709 TRUCK INS EXCHANGE	2.2%	2.5%	12,339	12,494	7,952	4,856	38.9%
15.	39217 QBE INS CORP	2.2%	2.5%	12,131	13,231	3,305	4,374	33.1%
16.	19100 AMCO INS CO	2.0%	2.1%	10,997	10,966	8,075	6,356	58.0%
17.	29424 HARTFORD CASUALTY INS CO	1.7%	2.5%	9,658	11,312	5,021	3,174	28.1%
18.	11000 SENTINEL INS CO, LTD.	1.5%	1.4%	8,487	7,697	4,261	5,991	77.8%
19.	18333 PEERLESS INDEMNITY INS CO	1.4%	3.1%	7,924	12,333	13,037	9,713	78.8%
20.	24112 WESTFIELD INS CO	1.3%	1.4%	7,207	7,045	3,753	3,589	50.9%
21.	13773 FARM BUREAU PROPERTY & CASUALTY INS CO	1.3%	1.4%	7,042	7,172	3,946	2,541	35.4%
22.	20443 CONTINENTAL CASUALTY CO	1.3%	1.1%	7,012	6,453	3,090	2,527	39.2%
23.	42587 DEPOSITORS INS CO	1.2%	1.1%	6,773	6,327	2,725	3,835	60.6%
24.	20508 VALLEY FORGE INS CO	1.2%	1.2%	6,728	6,803	1,945	2,198	32.3%
25.	37206 CONTRACTORS BONDING AND INS CO	1.2%	1.0%	6,501	5,871	788	(1,218)	(20.7%)
Current Year Top 25:		58.6%		327,891	323,215	164,441	139,111	43.0%
Total for Current Year: 318 Insurers				559,673	547,504	293,798	239,407	43.7%
Prior Year: 313 Insurers				526,971	515,967	347,480	238,144	46.2%

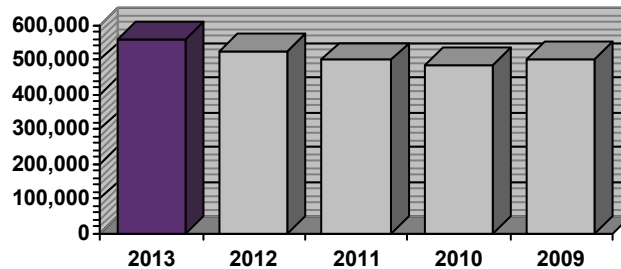
Company Names: CO = COMPANY CORP = CORPORATION INS = INSURANCE RRG = RISK RETENTION GROUP

Note: Due to rounding, numbers may not produce the totals presented.

Insurers Reporting may include insurers that did not have any written premiums but may have reported other activity such as Direct Premiums Earned, Dividends Paid, Losses Paid and Losses Incurred.

Total Arizona Premiums for This Line for All Insurers Reporting

(\$000 Omitted)



MEDICAL MALPRACTICE

2013 Ranking of Top Twenty-Five Insurers by Premiums Written

(\$000 Omitted)

NAIC#	INSURER NAME	Market Share		PREMIUMS WRITTEN	PREMIUMS EARNED	LOSSES PAID	LOSSES INCURRED	LOSS RATIO
		'13	'12	(1)	(2)	(3)	(4)	(4)/(2)
1.	32832 MUTUAL INS CO OF ARIZONA	62.7%	63.8%	114,138	116,472	40,502	41,065	35.3%
2.	11843 MEDICAL PROTECTIVE CO, THE	5.0%	5.0%	9,082	9,879	2,750	(1,702)	(17.2%)
3.	44083 PREFERRED PHYSICIANS MEDICAL RRG, INC.	3.9%	4.2%	7,160	7,077	3,110	1,136	16.1%
4.	12754 MEDICUS INS CO	2.9%	2.5%	5,307	4,695	1,128	5,504	117.2%
5.	34495 DOCTORS' CO, AN INTERINSURANCE EXCHANGE, THE	2.7%	2.5%	4,874	4,707	490	(934)	(19.8%)
6.	20443 CONTINENTAL CASUALTY CO	2.6%	2.6%	4,658	4,657	3,614	2,218	47.6%
7.	20427 AMERICAN CASUALTY CO OF READING, PENNSYLVANIA	2.2%	2.1%	3,951	3,894	1,458	2,561	65.8%
8.	13067 PROFESSIONALS RRG, INC.	2.0%	1.8%	3,605	3,605	605	(825)	(22.9%)
9.	11598 APPLIED MEDICO-LEGAL SOLUTIONS RRG, INC.	1.8%	2.1%	3,223	3,696	3,538	1,316	35.6%
10.	11976 CENTURION MEDICAL LIABILITY PROTECTIVE RRG, INC.	1.4%	0.9%	2,625	2,171	1,024	200	9.2%
11.	44105 OPHTHALMIC MUTUAL INS. CO., RRG	1.1%	1.1%	1,946	1,967	815	(59)	(3.0%)
12.	15865 NCMIC INS CO	1.0%	1.0%	1,835	1,806	730	378	20.9%
13.	19445 NATIONAL UNION FIRE INS CO OF PITTSBURGH, PA	1.0%	1.3%	1,793	2,139	467	1,056	49.4%
14.	22667 ACE AMERICAN INS CO	0.9%	0.8%	1,641	1,591	1,045	800	50.3%
15.	14460 PODIATRY INS CO OF AMERICA	0.8%	0.9%	1,514	1,541	20	(1,647)	(106.9%)
16.	44121 OMS NATIONAL INS CO, RRG	0.6%	0.7%	1,176	1,216	0	52	4.2%
17.	19917 LIBERTY INS UNDERWRITERS INC.	0.6%	0.6%	1,147	1,134	0	459	40.5%
18.	12373 CARING COMMUNITIES, A RECIPROCAL RRG	0.5%	0.5%	949	949	344	1,066	112.3%
19.	10903 AMERICAN EXCESS INS EXCHANGE	0.5%	0.5%	940	940	0	(631)	(67.1%)
20.	11798 CONTINUING CARE RRG, INC.	0.4%	0.3%	756	756	570	570	75.3%
21.	12167 CHARITABLE SERVICE PROVIDERS RECIPROCAL RRG	0.4%	0.4%	725	725	0	280	38.7%
22.	12189 OCEANUS INS CO, A RRG	0.4%	0.4%	724	731	0	232	31.7%
23.	19348 CAPSON PHYSICIANS INS CO	0.4%	0.3%	706	693	0	71	10.2%
24.	10232 AMERICAN ASSOCIATION OF ORTHODONTISTS INS CO (A	0.4%	0.2%	674	668	0	164	24.6%
25.	26257 MUTUAL RRG, INC. (THE)	0.3%	0.5%	627	627	0	(455)	(72.6%)
Current Year Top 25:		96.5%		175,777	178,336	62,209	52,876	29.6%
Total for Current Year: 89 Insurers				182,093	184,108	63,005	52,076	28.3%
Prior Year: 86 Insurers				181,435	185,228	64,312	39,441	21.3%

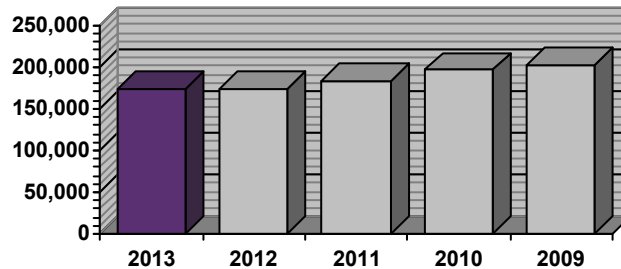
Company Names: CO = COMPANY CORP = CORPORATION INS = INSURANCE RRG = RISK RETENTION GROUP

Note: Due to rounding, numbers may not produce the totals presented.

Insurers Reporting may include insurers that did not have any written premiums but may have reported other activity such as Direct Premiums Earned, Dividends Paid, Losses Paid and Losses Incurred.

Total Arizona Premiums for This Line for All Insurers Reporting

(\$000 Omitted)



WORKERS' COMPENSATION

2013 Ranking of Top Twenty-Five Insurers by Premiums Written

(\$000 Omitted)

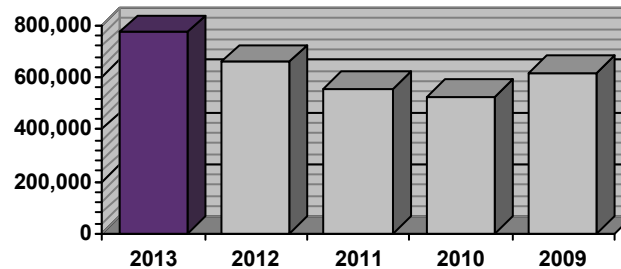
NAIC#	INSURER NAME	Market Share		PREMIUMS WRITTEN	PREMIUMS EARNED	LOSSES PAID	LOSSES INCURRED	LOSS RATIO
		'13	'12	(1)	(2)	(3)	(4)	(4)/(2)
1. 14216	COPPERPOINT MUTUAL INS CO	9.2%	0.0%	70,971	70,614	146,910	60,871	86.2%
2. 25674	TRAVELERS PROPERTY CASUALTY CO OF AMERICA	7.7%	5.8%	59,585	49,142	14,559	20,765	42.3%
3. 13043	COPPERPOINT GENERAL INS CO	6.1%	5.8%	47,267	44,903	15,586	33,793	75.3%
4. 13209	COPPERPOINT WESTERN INS CO	3.2%	3.3%	24,486	22,421	8,492	15,718	70.1%
5. 25658	TRAVELERS INDEMNITY CO, THE	3.1%	2.9%	23,765	22,959	8,485	17,515	76.3%
6. 13210	COPPERPOINT CASUALTY INS CO	2.7%	1.7%	20,765	17,130	5,070	18,395	107.4%
7. 13928	COPPERPOINT INDEMNITY INS CO	2.6%	1.2%	20,057	16,971	4,615	14,295	84.2%
8. 16535	ZURICH AMERICAN INS CO	2.3%	2.5%	17,399	17,706	6,405	5,507	31.1%
9. 13751	COPPERPOINT AMERICAN INS CO	2.1%	2.6%	16,188	17,301	9,439	20,233	117.0%
10. 29459	TWIN CITY FIRE INS CO	2.0%	2.5%	15,581	14,432	7,937	5,689	39.4%
11. 13929	COPPERPOINT NATIONAL INS CO	1.8%	1.5%	13,858	12,307	3,745	8,666	70.4%
12. 22667	ACE AMERICAN INS CO	1.7%	0.7%	13,271	12,684	3,154	5,438	42.9%
13. 25011	WESCO INS CO	1.6%	1.0%	12,357	10,382	2,273	4,958	47.8%
14. 40142	AMERICAN ZURICH INS CO	1.4%	2.3%	10,675	15,098	3,643	7,636	50.6%
15. 20281	FEDERAL INS CO	1.3%	1.0%	9,850	8,428	3,082	5,529	65.6%
16. 20044	BERKSHIRE HATHAWAY HOMESTATE INS CO	1.2%	0.7%	9,132	7,545	2,161	5,131	68.0%
17. 23035	LIBERTY MUTUAL FIRE INS CO	1.1%	0.9%	8,873	9,034	7,933	15,111	167.3%
18. 18988	AUTO-OWNERS INS CO	1.1%	1.1%	8,811	8,451	3,073	5,239	62.0%
19. 15105	SAFETY NATIONAL CASUALTY CORP	1.0%	1.0%	7,781	7,371	433	16,527	224.2%
20. 41483	FARMINGTON CASUALTY CO	1.0%	0.8%	7,765	6,562	2,430	3,651	55.6%
21. 23396	AMERISURE MUTUAL INS CO	1.0%	0.6%	7,745	6,466	3,110	5,957	92.1%
22. 20494	TRANSPORTATION INS CO	1.0%	0.9%	7,558	7,781	4,294	5,063	65.1%
23. 19402	AIG PROPERTY CASUALTY CO	1.0%	-0.6%	7,524	6,671	(23)	2,552	38.3%
24. 42404	LIBERTY INS CORP	0.9%	1.5%	7,059	7,918	3,725	5,143	64.9%
25. 19410	COMMERCE AND INDUSTRY INS CO	0.9%	1.4%	6,795	7,381	2,570	3,037	41.1%
Current Year Top 25:		58.9%		455,116	427,659	273,104	312,419	73.1%
Total for Current Year: 341 Insurers				773,210	736,148	436,026	515,638	70.0%
Prior Year: 336 Insurers				659,023	631,984	441,676	510,959	80.8%

Company Names: CO = COMPANY CORP = CORPORATION INS = INSURANCE RRG = RISK RETENTION GROUP

Note: Due to rounding, numbers may not produce the totals presented.

Insurers Reporting may include insurers that did not have any written premiums but may have reported other activity such as Direct Premiums Earned, Dividends Paid, Losses Paid and Losses Incurred.

Total Arizona Premiums for This Line for All Insurers Reporting (\$000 Omitted)



OTHER LIABILITY

2013 Ranking of Top Twenty-Five Insurers by Premiums Written

(\$'000 Omitted)

NAIC#	INSURER NAME	Market Share		PREMIUMS WRITTEN	PREMIUMS EARNED	LOSSES PAID	LOSSES INCURRED	LOSS RATIO
		'13	'12	(1)	(2)	(3)	(4)	(4)/(2)
1. 19445	NATIONAL UNION FIRE INS CO OF PITTSBURGH, PA	5.9%	6.9%	31,456	30,056	30,030	17,588	58.5%
2. 16535	ZURICH AMERICAN INS CO	4.0%	2.8%	21,359	17,547	24,272	16,763	95.5%
3. 22667	ACE AMERICAN INS CO	3.8%	5.1%	20,402	20,917	11,459	14,157	67.7%
4. 20281	FEDERAL INS CO	3.8%	4.0%	20,191	20,773	6,218	(1,224)	(5.9%)
5. 25143	STATE FARM FIRE AND CASUALTY CO	3.5%	3.7%	18,465	18,436	2,680	5,344	29.0%
6. 20443	CONTINENTAL CASUALTY CO	3.3%	3.4%	17,637	17,191	9,331	9,182	53.4%
7. 22322	GREENWICH INS CO	2.5%	1.2%	13,314	11,579	918	4,950	42.7%
8. 18058	PHILADELPHIA INDEMNITY INS CO	2.3%	2.4%	12,115	12,275	11,023	3,957	32.2%
9. 42307	NAVIGATORS INS CO	1.8%	1.4%	9,373	8,023	3,901	5,571	69.4%
10. 12831	STATE NATIONAL INS CO, INC.	1.6%	1.5%	8,449	8,616	2,243	12,688	147.3%
11. 38318	STARR INDEMNITY & LIABILITY CO	1.5%	1.3%	8,025	7,396	2,672	4,899	66.2%
12. 37885	XL SPECIALTY INS CO	1.5%	1.1%	7,848	6,729	12,002	11,199	166.4%
13. 31194	TRAVELERS CASUALTY AND SURETY CO OF AMERICA	1.4%	1.5%	7,631	7,263	3,726	4,386	60.4%
14. 29700	NORTH AMERICAN ELITE INS CO	1.3%	1.4%	6,921	7,576	0	10,260	135.4%
15. 19917	LIBERTY INS UNDERWRITERS INC.	1.3%	1.3%	6,882	6,491	3,801	7,818	120.5%
16. 16691	GREAT AMERICAN INS CO	1.3%	1.2%	6,854	6,507	326	(358)	(5.5%)
17. 25674	TRAVELERS PROPERTY CASUALTY CO OF AMERICA	1.3%	1.2%	6,665	6,497	4,648	143	2.2%
18. 21652	FARMERS INS EXCHANGE	1.2%	1.3%	6,537	6,428	4,901	1,975	30.7%
19. 19275	AMERICAN FAMILY MUTUAL INS CO	1.2%	1.2%	6,189	6,036	2,929	4,150	68.8%
20. 10639	ATTORNEYS' LIABILITY ASSURANCE SOCIETY, INC. A RR	1.1%	1.2%	6,094	6,094	9,389	(3,123)	(51.2%)
21. 25658	TRAVELERS INDEMNITY CO, THE	1.1%	1.3%	5,911	6,193	1,919	(165)	(2.7%)
22. 10677	CINCINNATI INS CO, THE	1.1%	1.0%	5,575	5,371	960	1,359	25.3%
23. 19100	AMCO INS CO	1.0%	1.1%	5,542	5,549	4,420	810	14.6%
24. 26247	AMERICAN GUARANTEE AND LIABILITY INS CO	1.0%	0.7%	5,382	3,387	3,113	(1,136)	(33.6%)
25. 11150	ARCH INS CO	1.0%	1.0%	5,330	5,462	1,435	(1,408)	(25.8%)
Current Year Top 25:		50.9%		270,147	258,391	158,315	129,783	50.2%
Total for Current Year: 502 Insurers				530,902	514,437	267,149	211,975	41.2%
Prior Year: 498 Insurers				496,884	486,136	256,314	243,033	50.0%

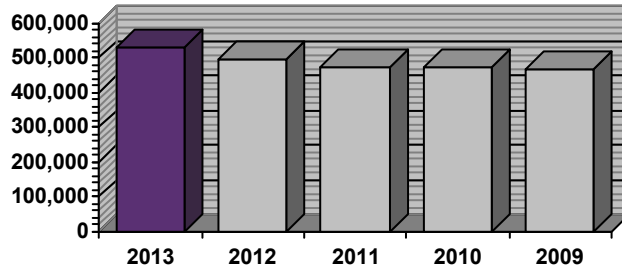
Company Names: CO = COMPANY CORP = CORPORATION INS = INSURANCE RRG = RISK RETENTION GROUP

Note: Due to rounding, numbers may not produce the totals presented.

Insurers Reporting may include insurers that did not have any written premiums but may have reported other activity such as Direct Premiums Earned, Dividends Paid, Losses Paid and Losses Incurred.

Total Arizona Premiums for This Line for All Insurers Reporting

(\$'000 Omitted)



PRIVATE PASSENGER AUTOMOBILE LIABILITY

2013 Ranking of Top Twenty-Five Insurers by Premiums Written

(\$000 Omitted)

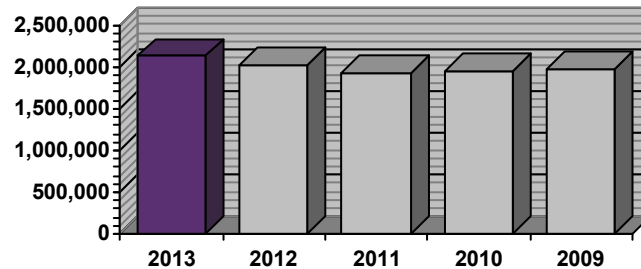
NAIC#	INSURER NAME	Market Share		PREMIUMS WRITTEN	PREMIUMS EARNED	LOSSES PAID	LOSSES INCURRED	LOSS RATIO
		'13	'12	(1)	(2)	(3)	(4)	(4)/(2)
1. 25178	STATE FARM MUTUAL AUTOMOBILE INS CO	15.3%	15.1%	325,573	319,580	195,814	193,394	60.5%
2. 21598	FARMERS INS CO OF ARIZONA	8.9%	9.1%	189,584	189,543	110,905	112,513	59.4%
3. 11851	PROGRESSIVE ADVANCED INS CO	6.3%	6.2%	133,858	131,717	77,298	87,482	66.4%
4. 41491	GEICO CASUALTY CO	5.4%	3.2%	114,879	102,892	53,831	80,206	78.0%
5. 19275	AMERICAN FAMILY MUTUAL INS CO	4.9%	5.1%	105,448	104,184	76,716	88,328	84.8%
6. 29688	ALLSTATE FIRE AND CASUALTY INS CO	4.3%	4.5%	90,770	89,426	57,675	62,198	69.6%
7. 37834	PROGRESSIVE PREFERRED INS CO	4.0%	4.2%	85,484	86,483	56,710	59,203	68.5%
8. 35882	GEICO GENERAL INS CO	3.8%	4.2%	79,930	81,281	62,840	59,307	73.0%
9. 25941	UNITED SERVICES AUTOMOBILE ASSOCIATION	2.6%	2.7%	55,625	55,392	36,766	36,306	65.5%
10. 25968	USAA CASUALTY INS CO	2.4%	2.5%	51,710	51,456	37,204	36,991	71.9%
11. 37770	WESTERN UNITED INS CO	2.0%	1.9%	42,255	40,445	27,104	34,031	84.1%
12. 24740	SAFECO INS CO OF AMERICA	1.9%	1.6%	41,504	37,294	19,030	21,670	58.1%
13. 25143	STATE FARM FIRE AND CASUALTY CO	1.9%	1.9%	41,076	40,487	26,914	29,254	72.3%
14. 36447	LM GENERAL INS CO	1.6%	1.1%	34,544	28,541	13,885	23,387	81.9%
15. 22055	GEICO INDEMNITY CO	1.5%	1.8%	32,039	32,827	23,234	19,202	58.5%
16. 27120	TRUMBULL INS CO	1.4%	1.5%	29,981	29,740	18,839	15,438	51.9%
17. 22063	GOVERNMENT EMPLOYEES INS CO	1.3%	1.5%	27,770	28,276	19,397	17,355	61.4%
18. 12521	SAFeway INS CO	1.1%	0.8%	22,954	21,747	12,623	14,349	66.0%
19. 25089	COAST NATIONAL INS CO	1.0%	1.5%	21,943	24,264	20,929	17,431	71.8%
20. 18600	USAA GENERAL INDEMNITY CO	1.0%	0.8%	20,493	19,507	13,790	15,760	80.8%
21. 23035	LIBERTY MUTUAL FIRE INS CO	0.9%	1.2%	18,772	21,384	17,283	19,831	92.7%
22. 18139	PEAK PROPERTY AND CASUALTY INS CORP	0.7%	1.3%	15,935	18,885	14,476	12,512	66.3%
23. 17230	ALLSTATE PROPERTY AND CASUALTY INS CO	0.7%	0.9%	15,856	16,364	12,331	9,970	60.9%
24. 35319	UNITED AUTOMOBILE INS CO	0.7%	0.7%	15,722	15,150	8,676	11,106	73.3%
25. 19232	ALLSTATE INS CO	0.7%	0.9%	15,072	15,785	10,857	8,799	55.7%
Current Year Top 25:		76.4%		1,628,780	1,602,651	1,025,126	1,086,022	67.8%
Total for Current Year: 285 Insurers				2,130,707	2,095,768	1,368,529	1,431,883	68.3%
Prior Year: 283 Insurers				2,020,461	1,984,713	1,296,737	1,307,223	65.9%

Company Names: CO = COMPANY CORP = CORPORATION INS = INSURANCE RRG = RISK RETENTION GROUP

Note: Due to rounding, numbers may not produce the totals presented.

Insurers Reporting may include insurers that did not have any written premiums but may have reported other activity such as Direct Premiums Earned, Dividends Paid, Losses Paid and Losses Incurred.

Total Arizona Premiums for This Line for All Insurers Reporting (\$000 Omitted)



COMMERCIAL AUTOMOBILE LIABILITY

2013 Ranking of Top Twenty-Five Insurers by Premiums Written

(\$000 Omitted)

NAIC#	INSURER NAME	Market Share		PREMIUMS WRITTEN	PREMIUMS EARNED	LOSSES PAID	LOSSES INCURRED	LOSS RATIO
		'13	'12	(1)	(2)	(3)	(4)	(4)/(2)
1.	11770 UNITED FINANCIAL CASUALTY CO	4.6%	4.9%	13,491	13,326	7,344	9,960	74.7%
2.	21326 EMPIRE FIRE AND MARINE INS CO	3.7%	3.8%	10,782	10,848	1,966	566	5.2%
3.	18058 PHILADELPHIA INDEMNITY INS CO	3.5%	3.3%	10,161	9,633	5,681	5,284	54.9%
4.	19100 AMCO INS CO	2.4%	2.6%	7,130	7,374	4,582	5,769	78.2%
5.	32700 OWNERS INS CO	2.4%	2.6%	6,999	6,952	4,676	7,089	102.0%
6.	25674 TRAVELERS PROPERTY CASUALTY CO OF AMERICA	2.3%	2.8%	6,811	6,750	3,123	2,061	30.5%
7.	16535 ZURICH AMERICAN INS CO	2.3%	2.5%	6,726	6,708	1,926	3,296	49.1%
8.	10677 CINCINNATI INS CO, THE	2.2%	2.4%	6,378	6,423	1,866	1,855	28.9%
9.	21415 EMPLOYERS MUTUAL CASUALTY CO	2.1%	2.3%	6,156	6,417	4,826	3,125	48.7%
10.	11371 GREAT WEST CASUALTY CO	1.9%	1.9%	5,708	5,418	3,600	3,394	62.6%
11.	25615 CHARTER OAK FIRE INS CO	1.8%	2.1%	5,254	5,665	2,985	2,509	44.3%
12.	18333 PEERLESS INDEMNITY INS CO	1.8%	2.7%	5,223	6,288	4,374	3,307	52.6%
13.	24112 WESTFIELD INS CO	1.7%	1.7%	5,041	4,789	3,087	3,719	77.7%
14.	21687 MID-CENTURY INS CO	1.7%	1.7%	4,949	4,891	2,355	2,513	51.4%
15.	23787 NATIONWIDE MUTUAL INS CO	1.6%	2.0%	4,823	4,925	7,445	85	1.7%
16.	19445 NATIONAL UNION FIRE INS CO OF PITTSBURGH, PA	1.6%	2.5%	4,675	4,800	4,639	7,524	156.8%
17.	14184 ACUITY, A MUTUAL INS CO	1.5%	1.5%	4,415	4,321	1,871	3,071	71.1%
18.	23035 LIBERTY MUTUAL FIRE INS CO	1.5%	0.9%	4,399	3,960	3,834	2,710	68.4%
19.	22667 ACE AMERICAN INS CO	1.4%	1.2%	4,218	3,756	4,475	1,517	40.4%
20.	19232 ALLSTATE INS CO	1.3%	0.7%	3,806	3,038	2,524	4,457	146.7%
21.	22543 SECURA INS, A MUTUAL CO	1.3%	1.2%	3,794	3,491	2,252	2,565	73.5%
22.	13722 KNIGHTBROOK INS CO	1.3%	0.3%	3,672	3,434	1,267	2,417	70.4%
23.	42587 DEPOSITORS INS CO	1.2%	0.9%	3,501	2,927	1,193	1,353	46.2%
24.	19275 AMERICAN FAMILY MUTUAL INS CO	1.1%	1.1%	3,218	3,112	2,603	3,294	105.9%
25.	24082 OHIO SECURITY INS CO	1.0%	0.6%	3,072	2,366	169	638	27.0%
Current Year Top 25:		49.3%		144,401	141,609	84,665	84,077	59.4%
Total for Current Year: 348 Insurers				293,199	285,752	172,727	178,420	62.4%
Prior Year: 346 Insurers				273,190	271,158	169,606	162,457	59.9%

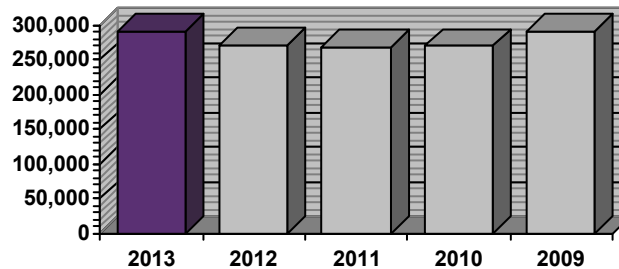
Company Names: CO = COMPANY CORP = CORPORATION INS = INSURANCE RRG = RISK RETENTION GROUP

Note: Due to rounding, numbers may not produce the totals presented.

Insurers Reporting may include insurers that did not have any written premiums but may have reported other activity such as Direct Premiums Earned, Dividends Paid, Losses Paid and Losses Incurred.

Total Arizona Premiums for This Line for All Insurers Reporting

(\$000 Omitted)



PRIVATE PASSENGER AUTOMOBILE PHYSICAL DAMAGE

2013 Ranking of Top Twenty-Five Insurers by Premiums Written

(\$000 Omitted)

NAIC#	INSURER NAME	Market Share		PREMIUMS WRITTEN	PREMIUMS EARNED	LOSSES PAID	LOSSES INCURRED	LOSS RATIO	
		'13	'12	(1)	(2)	(3)	(4)	(4)/(2)	
1. 25178	STATE FARM MUTUAL AUTOMOBILE INS CO	15.7%	15.2%	223,971	218,744	150,733	151,494	69.3%	
2. 21598	FARMERS INS CO OF ARIZONA	8.1%	9.1%	115,470	118,566	65,232	64,635	54.5%	
3. 29688	ALLSTATE FIRE AND CASUALTY INS CO	6.1%	5.8%	87,818	84,811	39,216	39,511	46.6%	
4. 19275	AMERICAN FAMILY MUTUAL INS CO	5.7%	5.8%	81,546	80,356	43,874	43,036	53.6%	
5. 11851	PROGRESSIVE ADVANCED INS CO	5.2%	5.2%	74,460	72,636	50,950	50,856	70.0%	
6. 41491	GEICO CASUALTY CO	4.9%	2.7%	70,190	62,125	54,032	57,300	92.2%	
7. 35882	GEICO GENERAL INS CO	3.8%	4.2%	54,024	54,395	32,171	32,031	58.9%	
8. 37834	PROGRESSIVE PREFERRED INS CO	3.3%	3.5%	46,740	46,966	31,412	31,389	66.8%	
9. 25941	UNITED SERVICES AUTOMOBILE ASSOCIATION	3.1%	3.2%	44,703	44,289	28,522	27,830	62.8%	
10. 25968	USAA CASUALTY INS CO	2.8%	2.8%	39,527	39,148	25,477	24,904	63.6%	
11. 24740	SAFECO INS CO OF AMERICA	2.3%	1.9%	33,042	29,456	17,624	17,896	60.8%	
12. 37770	WESTERN UNITED INS CO	2.1%	2.0%	29,464	27,755	17,461	17,488	63.0%	
13. 36447	LM GENERAL INS CO	2.0%	1.3%	28,000	22,877	17,197	17,211	75.2%	
14. 25143	STATE FARM FIRE AND CASUALTY CO	1.8%	1.8%	26,143	25,607	19,852	20,015	78.2%	
15. 22055	GEICO INDEMNITY CO	1.6%	1.8%	22,450	22,543	11,826	11,898	52.8%	
16. 18600	USAA GENERAL INDEMNITY CO	1.4%	1.2%	20,377	19,376	12,148	11,932	61.6%	
17. 22063	GOVERNMENT EMPLOYEES INS CO	1.4%	1.6%	20,243	20,400	11,792	11,712	57.4%	
18. 19232	ALLSTATE INS CO	1.3%	1.6%	18,585	19,305	5,069	4,915	25.5%	
19. 17230	ALLSTATE PROPERTY AND CASUALTY INS CO	1.2%	1.4%	16,932	17,204	6,983	6,944	40.4%	
20. 23035	LIBERTY MUTUAL FIRE INS CO	1.1%	1.5%	16,390	18,389	7,866	8,298	45.1%	
21. 27120	TRUMBULL INS CO	1.1%	1.1%	15,292	14,661	10,207	10,233	69.8%	
22. 12521	SAFeway INS CO	1.0%	0.7%	13,887	13,021	6,838	7,319	56.2%	
23. 21253	GARRISON PROPERTY AND CASUALTY INS CO	0.8%	0.7%	11,026	10,721	7,076	6,934	64.7%	
24. 24260	PROGRESSIVE CASUALTY INS CO	0.7%	0.7%	10,557	10,279	5,475	5,382	52.4%	
25. 21008	COUNTRY PREFERRED INS CO	0.7%	0.7%	10,056	10,061	5,106	5,156	51.3%	
Current Year Top 25:		79.0%		1,130,892	1,103,690	684,137	686,321	62.2%	
Total for Current Year: 270 Insurers					1,430,971	1,402,183	845,626	848,239	60.5%
Prior Year: 271 Insurers					1,353,147	1,340,909	787,628	774,688	57.8%

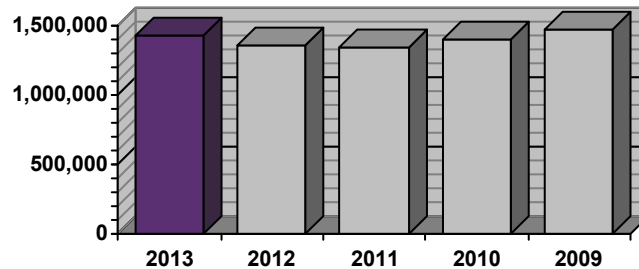
Company Names: CO = COMPANY CORP = CORPORATION INS = INSURANCE RRG = RISK RETENTION GROUP

Note: Due to rounding, numbers may not produce the totals presented.

Insurers Reporting may include insurers that did not have any written premiums but may have reported other activity such as Direct Premiums Earned, Dividends Paid, Losses Paid and Losses Incurred.

Total Arizona Premiums for This Line for All Insurers Reporting

(\$000 Omitted)



COMMERCIAL AUTOMOBILE PHYSICAL DAMAGE

2013 Ranking of Top Twenty-Five Insurers by Premiums Written

(\$000 Omitted)

NAIC#	INSURER NAME	Market Share		PREMIUMS WRITTEN	PREMIUMS EARNED	LOSSES PAID	LOSSES INCURRED	LOSS RATIO
		'13	'12	(1)	(2)	(3)	(4)	(4)/(2)
1.	11770 UNITED FINANCIAL CASUALTY CO	5.0%	5.4%	3,954	3,916	2,222	2,057	52.5%
2.	32700 OWNERS INS CO	3.6%	4.1%	2,819	2,854	1,390	1,211	42.4%
3.	11371 GREAT WEST CASUALTY CO	2.8%	2.4%	2,203	1,964	1,159	1,137	57.9%
4.	10677 CINCINNATI INS CO, THE	2.4%	2.5%	1,926	1,903	1,404	1,695	89.1%
5.	18058 PHILADELPHIA INDEMNITY INS CO	2.3%	2.3%	1,822	1,759	1,024	1,229	69.9%
6.	21687 MID-CENTURY INS CO	2.2%	2.2%	1,770	1,788	663	703	39.3%
7.	21415 EMPLOYERS MUTUAL CASUALTY CO	2.1%	2.3%	1,662	1,675	828	633	37.8%
8.	19232 ALLSTATE INS CO	2.1%	1.0%	1,655	1,219	973	929	76.2%
9.	41181 UNIVERSAL UNDERWRITERS INS CO	2.1%	1.7%	1,652	1,447	289	356	24.6%
10.	22667 ACE AMERICAN INS CO	2.0%	2.0%	1,608	1,598	50	535	33.5%
11.	25674 TRAVELERS PROPERTY CASUALTY CO OF AMERICA	1.9%	2.7%	1,509	1,650	878	667	40.4%
12.	24112 WESTFIELD INS CO	1.8%	1.9%	1,454	1,377	689	708	51.4%
13.	25615 CHARTER OAK FIRE INS CO	1.7%	2.2%	1,372	1,432	709	707	49.4%
14.	26344 GREAT AMERICAN ASSURANCE CO	1.7%	1.9%	1,326	1,300	741	701	53.9%
15.	14184 ACUITY, A MUTUAL INS CO	1.7%	1.6%	1,319	1,252	719	681	54.4%
16.	18333 PEERLESS INDEMNITY INS CO	1.7%	2.4%	1,314	1,521	978	960	63.1%
17.	19275 AMERICAN FAMILY MUTUAL INS CO	1.6%	1.6%	1,241	1,199	735	678	56.6%
18.	19100 AMCO INS CO	1.5%	1.7%	1,194	1,239	1,179	1,205	97.3%
19.	21709 TRUCK INS EXCHANGE	1.4%	1.6%	1,074	1,142	385	390	34.1%
20.	23540 MONTEREY INS CO	1.3%	1.7%	1,044	1,078	561	488	45.3%
21.	41297 SCOTTSDALE INS CO	1.3%	0.8%	1,012	832	635	782	93.9%
22.	18988 AUTO-OWNERS INS CO	1.2%	1.6%	959	1,044	619	514	49.3%
23.	22543 SECURA INS, A MUTUAL CO	1.2%	1.0%	924	819	627	627	76.6%
24.	16535 ZURICH AMERICAN INS CO	1.2%	0.7%	913	885	395	403	45.5%
25.	23787 NATIONWIDE MUTUAL INS CO	1.1%	1.5%	896	971	595	596	61.4%
Current Year Top 25:		49.0%		38,620	37,865	20,449	20,595	54.4%
Total for Current Year: 316 Insurers				78,775	76,701	41,615	40,360	52.6%
Prior Year: 306 Insurers				71,981	70,689	38,774	40,934	57.9%

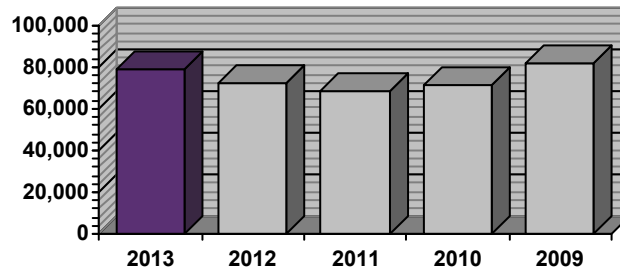
Company Names: CO = COMPANY CORP = CORPORATION INS = INSURANCE RRG = RISK RETENTION GROUP

Note: Due to rounding, numbers may not produce the totals presented.

Insurers Reporting may include insurers that did not have any written premiums but may have reported other activity such as Direct Premiums Earned, Dividends Paid, Losses Paid and Losses Incurred.

Total Arizona Premiums for This Line for All Insurers Reporting

(\$000 Omitted)



SURETY

2013 Ranking of Top Twenty-Five Insurers by Premiums Written

(\$000 Omitted)

NAIC#	INSURER NAME	Market Share		PREMIUMS WRITTEN	PREMIUMS EARNED	LOSSES PAID	LOSSES INCURRED	LOSS RATIO
		'13	'12	(1)	(2)	(3)	(4)	(4)/(2)
1.	31194 TRAVELERS CASUALTY AND SURETY CO OF AMERICA	13.4%	17.8%	11,904	15,224	(1,194)	(2,707)	(17.8%)
2.	23043 LIBERTY MUTUAL INS CO	11.6%	9.2%	10,275	9,935	553	1,522	15.3%
3.	39306 FIDELITY AND DEPOSIT CO OF MARYLAND	10.9%	8.4%	9,639	7,753	211	91	1.2%
4.	13188 WESTERN SURETY CO	6.2%	6.5%	5,529	5,983	(93)	(22)	(0.4%)
5.	14494 MERCHANTS BONDING CO (MUTUAL)	4.3%	4.9%	3,793	4,025	117	72	1.8%
6.	13056 RLI INS CO	4.2%	3.9%	3,719	3,555	57	274	7.7%
7.	20281 FEDERAL INS CO	3.1%	3.6%	2,724	3,011	0	(131)	(4.3%)
8.	19682 HARTFORD FIRE INS CO	3.0%	2.6%	2,653	2,698	36	418	15.5%
9.	10111 AMERICAN BANKERS INS CO OF FLORIDA	2.8%	3.0%	2,509	2,508	1,494	1,494	59.6%
10.	24074 OHIO CASUALTY INS CO, THE	2.7%	2.4%	2,427	2,429	164	(1,235)	(50.9%)
11.	16691 GREAT AMERICAN INS CO	2.6%	2.2%	2,309	2,169	980	591	27.2%
12.	10030 WESTCHESTER FIRE INS CO	2.6%	2.1%	2,305	2,027	304	61	3.0%
13.	24740 SAFECO INS CO OF AMERICA	2.4%	4.0%	2,153	2,517	17,094	(105,249)	4180.8%
14.	13307 LEXON INS CO	2.0%	1.4%	1,755	1,463	154	96	6.5%
15.	10216 AMERICAN CONTRACTORS INDEMNITY CO	1.8%	1.8%	1,618	1,718	(189)	1,000	58.2%
16.	18619 PLATTE RIVER INS CO	1.6%	1.8%	1,427	1,494	471	236	15.8%
17.	19038 TRAVELERS CASUALTY AND SURETY CO	1.4%	1.0%	1,282	1,030	0	11	1.0%
18.	11592 INTERNATIONAL FIDELITY INS CO	1.3%	1.5%	1,129	1,269	(175)	(78)	(6.1%)
19.	19801 ARGONAUT INS CO	1.2%	0.3%	1,093	698	0	18	2.6%
20.	21415 EMPLOYERS MUTUAL CASUALTY CO	1.2%	1.3%	1,036	1,018	763	(57)	(5.6%)
21.	29424 HARTFORD CASUALTY INS CO	1.0%	1.8%	925	1,204	348	398	33.1%
22.	37206 CONTRACTORS BONDING AND INS CO	1.0%	1.2%	915	1,098	(7)	(10)	(1.0%)
23.	36650 GUARANTEE CO OF NORTH AMERICA USA, THE	1.0%	1.0%	878	914	995	(890)	(97.3%)
24.	32603 BERKLEY INS CO	1.0%	0.0%	846	552	0	507	91.9%
25.	39969 AMERICAN SAFETY CASUALTY INS CO	0.8%	0.6%	728	681	118	280	41.2%
Current Year Top 25:		85.4%		75,574	76,977	22,201	(103,311)	(134.2%)
Total for Current Year: 185 Insurers				88,525	90,231	30,254	(98,517)	(109.2%)
Prior Year: 184 Insurers				91,505	92,707	42,118	54,906	59.2%

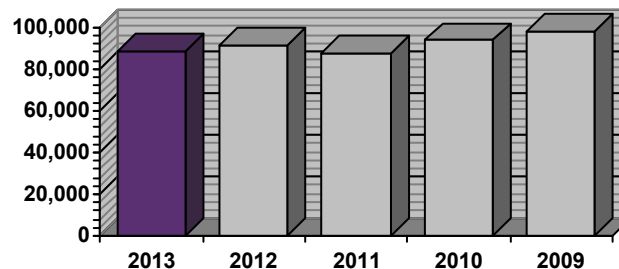
Company Names: CO = COMPANY CORP = CORPORATION INS = INSURANCE RRG = RISK RETENTION GROUP

Note: Due to rounding, numbers may not produce the totals presented.

Insurers Reporting may include insurers that did not have any written premiums but may have reported other activity such as Direct Premiums Earned, Dividends Paid, Losses Paid and Losses Incurred.

Total Arizona Premiums for This Line for All Insurers Reporting

(\$000 Omitted)



TOTAL PROPERTY AND CASUALTY

Excludes Accident and Health Insurance business and includes Finance and Service Charges

2013 Ranking of Top Twenty-Five Insurers by Premiums Written

(\$'000 Omitted)

NAIC#	INSURER NAME	Market Share		PREMIUMS WRITTEN (1)	PREMIUMS EARNED (2)	LOSSES PAID (3)	LOSSES INCURRED (4)	LOSS RATIO (4)/(2)
		'13	'12					
1. 25178	STATE FARM MUTUAL AUTOMOBILE INS CO	6.7%	6.7%	556,397	541,536	348,008	347,242	64.1%
2. 21598	FARMERS INS CO OF ARIZONA	4.9%	5.3%	403,271	405,907	222,626	215,192	53.0%
3. 25143	STATE FARM FIRE AND CASUALTY CO	4.9%	4.9%	402,867	392,244	203,224	209,015	53.3%
4. 19275	AMERICAN FAMILY MUTUAL INS CO	3.7%	3.9%	310,048	303,451	176,412	184,427	60.8%
5. 11851	PROGRESSIVE ADVANCED INS CO	2.6%	2.6%	212,690	205,877	129,030	138,961	67.5%
6. 41491	GEICO CASUALTY CO	2.3%	1.4%	189,900	165,017	107,864	137,505	83.3%
7. 29688	ALLSTATE FIRE AND CASUALTY INS CO	2.2%	2.2%	180,072	174,237	96,891	101,709	58.4%
8. 25941	UNITED SERVICES AUTOMOBILE ASSOCIATION	2.0%	2.0%	161,721	159,625	100,499	96,766	60.6%
9. 35882	GEICO GENERAL INS CO	1.7%	1.9%	136,805	135,676	95,010	91,338	67.3%
10. 37834	PROGRESSIVE PREFERRED INS CO	1.6%	1.8%	134,720	133,488	88,128	90,605	67.9%
11. 25968	USAA CASUALTY INS CO	1.6%	1.7%	133,820	131,245	86,207	84,028	64.0%
12. 24740	SAFECO INS CO OF AMERICA	1.4%	1.3%	119,252	107,303	70,065	(46,448)	(43.3%)
13. 21652	FARMERS INS EXCHANGE	1.4%	1.3%	117,864	108,453	55,533	54,775	50.5%
14. 32832	MUTUAL INS CO OF ARIZONA	1.4%	1.5%	114,138	116,472	40,502	41,065	35.3%
15. 25674	TRAVELERS PROPERTY CASUALTY CO OF AMERICA	1.2%	1.0%	102,000	90,475	39,340	45,572	50.4%
16. 17230	ALLSTATE PROPERTY AND CASUALTY INS CO	1.1%	1.3%	93,149	95,960	50,478	47,385	49.4%
17. 16535	ZURICH AMERICAN INS CO	0.9%	0.7%	78,056	73,565	50,492	39,318	53.4%
18. 19240	ALLSTATE INDEMNITY CO	0.9%	1.0%	75,507	75,439	36,206	37,478	49.7%
19. 23043	LIBERTY MUTUAL INS CO	0.9%	1.1%	75,072	75,607	40,146	38,020	50.3%
20. 37770	WESTERN UNITED INS CO	0.9%	0.9%	74,912	70,377	45,784	53,016	75.3%
21. 19232	ALLSTATE INS CO	0.9%	1.0%	72,541	72,848	36,643	34,830	47.8%
22. 23035	LIBERTY MUTUAL FIRE INS CO	0.9%	1.0%	72,255	76,362	46,160	58,020	76.0%
23. 14216	COPPERPOINT MUTUAL INS CO	0.9%	0.0%	70,971	70,614	146,910	60,871	86.2%
24. 20443	CONTINENTAL CASUALTY CO	0.8%	0.7%	63,566	64,157	30,461	29,420	45.9%
25. 20281	FEDERAL INS CO	0.8%	0.8%	62,787	62,342	19,485	13,960	22.4%
Current Year Top 25:		48.5%		4,014,383	3,908,275	2,362,105	2,204,069	56.4%
Total for Current Year: 861 Insurers				8,281,505	8,032,043	4,697,664	4,471,322	55.7%
Prior Year: 867 Insurers				7,759,257	7,556,790	4,906,246	4,502,167	59.6%

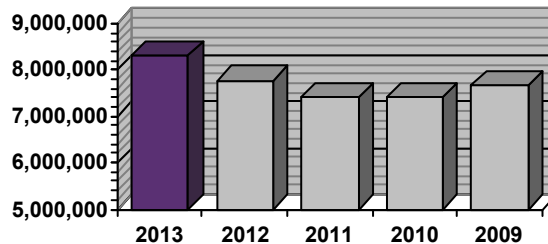
Company Names: CO = COMPANY CORP = CORPORATION INS = INSURANCE RRG = RISK RETENTION GROUP

Note: Due to rounding, numbers may not produce the totals presented.

Insurers Reporting may include insurers that did not have any written premiums but may have reported other activity such as Direct Premiums Earned, Dividends Paid, Losses Paid and Losses Incurred.

Total Arizona Property and Casualty Premiums for All Insurers Reporting

(\$'000 Omitted)



TITLE

2013 Ranking of Top Twenty-Five† Insurers by Premiums Written

(\$000 Omitted)

NAIC#	INSURER NAME	Market Share		PREMIUMS WRITTEN*
		'13	'12	
1. 50814	FIRST AMERICAN TITLE INS CO	37.5%	35.7%	137,961
2. 50520	OLD REPUBLIC NATIONAL TITLE INS CO	18.0%	15.6%	66,403
3. 50229	CHICAGO TITLE INS CO	11.9%	12.5%	43,883
4. 51586	FIDELITY NATIONAL TITLE INS CO	8.9%	11.4%	32,599
5. 50083	COMMONWEALTH LAND TITLE INS CO	6.9%	7.0%	25,297
6. 50121	STEWART TITLE GUARANTY CO	5.8%	6.5%	21,278
7. 50016	TITLE RESOURCES GUARANTY CO	3.3%	3.2%	11,993
8. 51020	NATIONAL TITLE INS OF NEW YORK INC.	2.6%	3.7%	9,447
9. 50050	WESTCOR LAND TITLE INS CO	1.7%	1.1%	6,267
10. 12309	ALLIANT NATIONAL TITLE INS CO, INC.	1.5%	2.1%	5,519
11. 51411	AMERICAN GUARANTY TITLE INS CO	0.9%	0.6%	3,300
12. 50130	NORTH AMERICAN TITLE INS CO	0.5%	0.5%	2,020
13. 51152	WFG NATIONAL TITLE INS CO	0.3%	0.2%	1,095
14. 50026	PREMIER LAND TITLE INS CO	0.2%	0.0%	659
15. 14240	FIRST NATIONAL TITLE INS CO	0.1%	0.0%	537
16. 50440	REAL ADVANTAGE TITLE INS CO	0.0%	0.0%	28
17. 51632	ENTITLE INS CO	0.0%	0.0%	5
Current Year Top 25: (Only 17 Reported Premium)		100.0%		368,290
Total for Current Year: 20 Insurers				368,290
Prior Year: 19 Insurers				367,821

Company Names: CO = COMPANY CORP = CORPORATION INS = INSURANCE

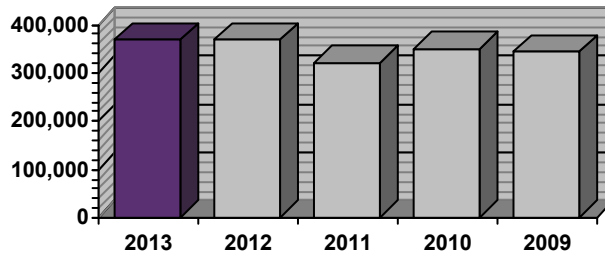
Note: Due to rounding, numbers may not produce the totals presented.

Insurers Reporting may include insurers that did not have any written premiums but may have reported other activity such as Direct Premiums Earned, Dividends Paid, Losses Paid and Losses Incurred.

* Premiums Written is the sum of Direct Premiums Written through Direct, Non-Affiliated Agency, and Affiliated Agency operations.

† There were only 17 of these Insurers reporting business in Arizona during Calendar Year 2013.

Total Arizona Premiums for This Line for All Insurers Reporting (\$000 Omitted)



ACCIDENT AND HEALTH *

* Accident and Health Insurance includes, but is not limited to, Health, Limited Benefit, Credit, Long-Term Care, and Disability Income insurance.

2013 Ranking of Top Twenty-Five Insurers by Premiums Written

(\$000 Omitted)

NAIC#	INSURER NAME	Market Share		PREMIUMS WRITTEN (1)	PREMIUMS EARNED (2)	LOSSES PAID (3)	LOSSES INCURRED (4)	LOSS RATIO (4)/(2)
		'13	'12					
1. 79413	UNITEDHEALTHCARE INS CO	27.1%	26.4%	1,062,906	1,046,754	831,403	838,782	80.1%
2. 60054	AETNA LIFE INS CO	10.9%	10.8%	427,894	428,410	332,367	333,279	77.8%
3. 73288	HUMANA INS CO	8.5%	8.2%	331,115	338,921	269,884	270,977	80.0%
4. 66141	HEALTH NET LIFE INS CO	5.4%	7.4%	213,178	213,615	190,897	187,172	87.6%
5. 67369	CIGNA HEALTH AND LIFE INS CO	4.6%	1.6%	181,049	185,118	134,328	148,512	80.2%
6. 62286	GOLDEN RULE INS CO	3.6%	3.2%	139,246	140,106	104,950	103,606	73.9%
7. 65978	METROPOLITAN LIFE INS CO	3.4%	3.1%	134,349	129,806	122,914	132,144	101.8%
8. 69868	UNITED OF OMAHA LIFE INS CO	1.9%	1.8%	72,462	73,939	55,498	55,248	74.7%
9. 60380	AMERICAN FAMILY LIFE ASSURANCE CO OF COLUMBUS	1.6%	1.5%	61,598	61,878	28,331	30,166	48.8%
10. 65498	LIFE INS CO OF NORTH AMERICA	1.3%	1.3%	51,010	51,010	30,968	41,450	81.3%
11. 70025	GENWORTH LIFE INS CO	1.1%	1.1%	43,017	42,227	23,477	27,340	64.7%
12. 70815	HARTFORD LIFE AND ACCIDENT INS CO	1.1%	1.3%	42,392	41,757	40,540	36,349	87.0%
13. 62308	CONNECTICUT GENERAL LIFE INS CO	1.1%	4.0%	41,512	43,479	39,009	32,813	75.5%
14. 69477	TIME INS CO	1.0%	0.9%	40,094	39,642	29,559	28,485	71.9%
15. 62235	UNUM LIFE INS CO OF AMERICA	0.9%	0.9%	36,872	37,815	32,104	31,195	82.5%
16. 12575	SILVERSCRIPT INS CO	0.9%	0.1%	36,449	34,494	23,658	25,442	73.8%
17. 70408	UNION SECURITY INS CO	0.9%	0.8%	34,979	35,032	23,227	24,675	70.4%
18. 68608	SYMETRA LIFE INS CO	0.8%	0.6%	32,337	32,318	15,301	15,710	48.6%
19. 61271	PRINCIPAL LIFE INS CO	0.8%	0.8%	30,987	29,478	19,099	18,144	61.6%
20. 65838	JOHN HANCOCK LIFE INS CO (U.S.A.)	0.8%	0.7%	29,655	29,993	11,186	12,744	42.5%
21. 64246	GUARDIAN LIFE INS CO OF AMERICA, THE	0.8%	0.7%	29,611	29,627	24,289	28,532	96.3%
22. 68241	PRUDENTIAL INS CO OF AMERICA, THE	0.7%	0.8%	26,242	27,322	25,065	26,810	98.1%
23. 86231	TRANSAMERICA LIFE INS CO	0.7%	0.7%	25,873	26,268	14,028	15,159	57.7%
24. 39616	VISION SERVICE PLAN INS CO	0.6%	0.6%	24,357	24,357	20,642	20,594	84.5%
25. 71412	MUTUAL OF OMAHA INS CO	0.5%	0.6%	21,293	21,723	14,188	16,744	77.1%
Current Year Top 25:		80.9%		3,170,477	3,165,088	2,456,914	2,502,071	79.1%
Total for Current Year: 399 Insurers				3,916,623	3,901,087	3,002,354	3,068,525	78.7%
Prior Year: 404 Insurers				3,872,086	3,864,497	2,956,779	3,061,086	79.2%

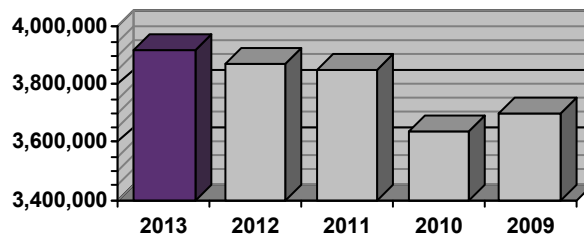
Company Names: CO = COMPANY CORP = CORPORATION INS = INSURANCE

Note: Due to rounding, numbers may not produce the totals presented.

Insurers Reporting may include insurers that did not have any written premiums but may have reported other activity such as Direct Premiums Earned, Dividends Paid, Losses Paid and Losses Incurred.

Total Arizona Premiums for This Line for All Insurers Reporting

(\$000 Omitted)



ALL OTHER HEALTH CARE

2013 Ranking of Top Twenty-Five† Insurers by Premiums Written

NAIC#	INSURER NAME	Market Share		PREMIUMS WRITTEN (\$000's Omitted)	ARIZONA MEMBERS Units	INSURER TYPE
		'13	'12			
1. 53589	BLUE CROSS AND BLUE SHIELD OF ARIZONA, INC.	28.8%	28.3%	1,522,169	1,309,769	SERVICE CORP
2. 95617	PACIFICARE OF ARIZONA, INC.	18.5%	19.1%	978,214	96,073	HCSO
3. 95206	HEALTH NET OF ARIZONA, INC.	13.6%	14.0%	719,048	93,787	HCSO
4. 95125	CIGNA HEALTHCARE OF ARIZONA, INC.	10.0%	9.8%	526,941	57,248	HCSO
5. 96016	UNITEDHEALTHCARE OF ARIZONA, INC.	6.4%	6.2%	338,222	45,018	HCSO
6. 95885	HUMANA HEALTH PLAN, INC.	5.5%	4.9%	289,542	44,717	HCSO
7. 95982	BLUE CROSS BLUE SHIELD OF ARIZONA ADVANTAGE *	4.5%	4.6%	238,124	23,135	HCSO
8. 13562	CAREMORE HEALTH PLAN OF ARIZONA, INC.	3.9%	3.2%	205,060	17,156	HCSO
9. 95109	AETNA HEALTH INC.	2.8%	3.0%	146,125	74,481	HCSO
10. 12279	SCAN HEALTH PLAN ARIZONA	2.2%	2.5%	116,768	12,932	HCSO
11. 10160	PHOENIX HEALTH PLANS, INC.	1.3%	0.8%	69,266	6,844	HCSO
12. 53597	DELTA DENTAL OF ARIZONA *	1.0%	1.7%	50,719	196,276	SERVICE CORP
13. 12964	WELLCARE OF ARIZONA *	0.7%	0.0%	38,089	3,674	HCSO
14. 47013	CIGNA DENTAL HEALTH PLAN OF ARIZONA, INC.	0.3%	0.3%	14,326	71,634	PREPAID DENTAL
15. 53090	EMPLOYERS DENTAL SERVICES, INC.	0.2%	0.2%	10,777	87,062	PREPAID DENTAL
16. 47012	SIGHTCARE, INC.	0.2%	0.2%	8,970	396,316	SERVICE CORP
17. 52120	TOTAL DENTAL ADMINISTRATORS HEALTH PLAN, INC.	0.1%	0.1%	7,527	78,070	PREPAID DENTAL
18. 47708	UNITED DENTAL CARE OF ARIZONA, INC.	0.1%	0.1%	5,149	46,475	PREPAID DENTAL
19. 95224	PREMIER CHOICE DENTAL, INC.	0.0%	0.0%	1,050	16,583	PREPAID DENTAL
20. 95366	ALPHA DENTAL OF ARIZONA, INC.	0.0%	0.0%	708	4,639	PREPAID DENTAL
21. 14004	UNIVERSITY OF ARIZONA HEALTH PLANS-UNIVERSITY HEALTHCARE MARKETPLACE, THE *	0.0%	0.0%	16	0	HCSO
22. 12151	ARCADIAN HEALTH PLAN, INC.	0.0%	0.9%	(515)	0	HCSO

Current Year Top 25: (Only 22 Reported Premium) 5,286,295 2,681,889

Total for Current Year: 22 Insurers 5,286,295 2,681,889

Prior Year: 21 Insurers 5,160,774 2,617,417

Company Names: CO = COMPANY CORP = CORPORATION INS = INSURANCE

Note: Due to rounding, numbers may not produce the totals presented.

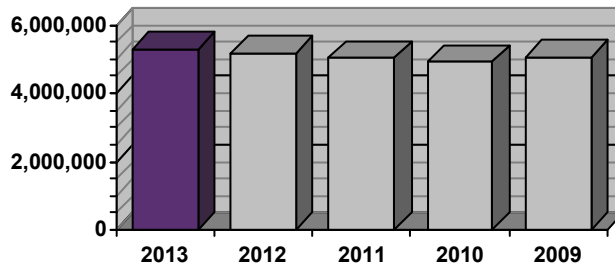
† Insurers Reporting may include insurers that did not have any written premiums but may have reported other activity such as Arizona Members.

‡ There were only 22 of these Insurers reporting business in Arizona during Calendar Year 2013.

* DBA (Doing Business As)

Total Arizona Premiums for This Line for All Insurers Reporting

(\$000 Omitted)



LIFE

Excludes Annuity Considerations, Deposit-Type Funds and Other Considerations

2013 Ranking of Top Twenty-Five Insurers by Premiums Written

NAIC#	INSURER NAME	Market Share		PREMIUMS WRITTEN (\$000 Omitted)	DIVIDENDS PAID (\$000 Omitted)	POLICIES ISSUED	NUMBER OF POLICIES
		'13	'12				
1. 65978	METROPOLITAN LIFE INS CO	5.3%	5.3%	108,970	11,081	142	57,049
2. 67091	NORTHWESTERN MUTUAL LIFE INS CO, THE	4.7%	4.6%	96,554	71,062	3,016	66,542
3. 66915	NEW YORK LIFE INS CO	3.8%	3.7%	77,618	22,418	2,928	57,012
4. 65676	LINCOLN NATIONAL LIFE INS CO, THE	3.7%	3.0%	75,434	379	1,062	16,988
5. 68241	PRUDENTIAL INS CO OF AMERICA, THE	3.5%	3.7%	73,214	22,734	25	77,203
6. 69108	STATE FARM LIFE INS CO	3.3%	3.2%	69,004	10,511	10,430	119,794
7. 65838	JOHN HANCOCK LIFE INS CO (U.S.A.)	3.3%	3.6%	67,601	6,354	434	21,189
8. 67466	PACIFIC LIFE INS CO	2.7%	3.0%	56,137	300	618	5,603
9. 66168	MINNESOTA LIFE INS CO	2.7%	2.5%	55,844	1,361	2,126	12,345
10. 65935	MASSACHUSETTS MUTUAL LIFE INS CO	2.0%	1.8%	42,068	18,912	852	21,486
11. 86231	TRANSAMERICA LIFE INS CO	2.0%	2.2%	41,183	289	2,654	33,369
12. 79227	PRUCO LIFE INS CO	1.9%	1.8%	39,219	0	1,859	19,298
13. 60488	AMERICAN GENERAL LIFE INS CO	1.7%	1.7%	35,716	405	1,566	47,198
14. 63177	FARMERS NEW WORLD LIFE INS CO	1.7%	1.7%	35,686	2	4,737	67,804
15. 64246	GUARDIAN LIFE INS CO OF AMERICA, THE	1.7%	1.8%	34,422	8,547	528	8,041
16. 65498	LIFE INS CO OF NORTH AMERICA	1.7%	1.4%	34,413	0	23	184
17. 65919	PRIMERICA LIFE INS CO	1.7%	1.6%	34,365	0	3,835	34,469
18. 68136	PROTECTIVE LIFE INS CO	1.6%	1.5%	33,599	12	2,181	25,545
19. 71153	HARTFORD LIFE AND ANNUITY INS CO	1.6%	1.5%	33,199	0	403	9,996
20. 67105	RELIASTAR LIFE INS CO	1.5%	1.4%	31,183	265	1,950	22,053
21. 69868	UNITED OF OMAHA LIFE INS CO	1.4%	1.5%	29,714	0	4,677	36,837
22. 65595	LINCOLN BENEFIT LIFE CO	1.4%	1.4%	28,741	1	2,791	23,579
23. 70815	HARTFORD LIFE AND ACCIDENT INS CO	1.3%	1.4%	26,367	0	16	370
24. 61050	METLIFE INVESTORS USA INS CO	1.3%	1.1%	26,012	19	2,175	12,103
25. 91596	NEW YORK LIFE INS AND ANNUITY CORP	1.3%	1.2%	25,958	0	491	7,764
Current Year Top 25:		58.7%		1,212,221	174,652	51,519	803,821
Total for Current Year: 417 Insurers				2,065,628	215,789	170,084	2,143,494
Prior Year: 416 Insurers				2,044,807	220,024	159,501	2,134,270

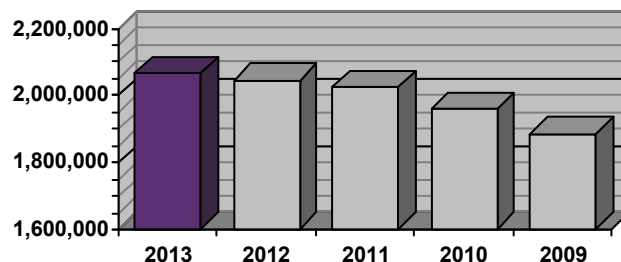
Company Names: CO = COMPANY CORP = CORPORATION INS = INSURANCE

Note: Due to rounding, numbers may not produce the totals presented.

Insurers Reporting may include insurers that did not have any written premiums but may have reported other activity such as Dividends Paid, Policies Issued and Number of Policies.

Total Arizona Premiums for This Line for All Insurers Reporting

(\$000 Omitted)



INSURERS THAT CEASED ARIZONA BUSINESS ACTIVITY

MERGERS

INSURERS THAT MERGED INTO AN INSURER AUTHORIZED IN ARIZONA DURING 2013

Name of Insurer that merged Merger Survivor Name	Domicile	NAIC #	Business Type	Effective Date
1. AMERICAN CONCEPT INS CO PROVIDENCE WASHINGTON INS CO	RI RI	31909 24295	PC	12/31/12
2. ARIZONA STATE COMPENSATION FUND COPPERPOINT MUTUAL INS CO	AZ AZ	36714 14216	SF PC	01/01/13
3. ASSURED GUARANTY MUNICIPAL INS CO ASSURED GUARANTY MUNICIPAL CORP.	NY NY	10843 18287	CI	07/16/13
4. CAMDEN FIRE INS ASSOCIATION, THE ONEBEACON INS CO	NJ PA	21946 21970	PC	08/01/13
5. HOUSTON GENERAL INS CO ONEBEACON INS CO	TX PA	38849 21970	PC	08/01/13
6. INVESTORS INS CORP ATHENE ANNUITY & LIFE ASSURANCE CO	DE DE	64939 61492	LD	12/31/13
7. KANSAS BANKERS SURETY CO, THE BERKSHIRE HATHAWAY HOMESTATE INS CO	KS NE	15962 20044	CI PC	12/31/13
8. NORTHERN ASSURANCE CO OF AMERICA, THE ONEBEACON AMERICA INS CO	MA MA	38369 20621	PC	08/01/13
9. REASSURE AMERICA LIFE INS CO JACKSON NATIONAL LIFE INS CO	IN MI	70211 65056	LD	12/31/12
10. SCOTTISH RE LIFE CORP SCOTTISH RE (U.S.), INC.	DE DE	90670 87572	LD	07/30/13
11. TOKIO MARINE & NICHIDO FIRE INS. CO., LTD. (U.S.BRANCH) TOKIO MARINE AMERICA INS CO	NY NY	12904 10945	PC	12/31/13
12. UNION BANKERS INS CO CONSTITUTION LIFE INS CO	TX TX	69701 62359	LD	12/31/13
13. USAA DIRECT LIFE INS CO USAA LIFE INS CO	NE TX	72613 69663	LD	12/31/13
14. WORLD INS CO AMERICAN REPUBLIC INS CO	NE IA	70629 60836	LD	03/31/13

WITHDRAWALS

INSURERS THAT VOLUNTARILY WITHDREW FROM ARIZONA AND INSURERS THAT
MERGED INTO AN INSURER NOT AUTHORIZED IN ARIZONA DURING 2013

Insurer Name	Domicile	NAIC #	Business Type	Effective Date
1. ACME LIFE INS CO	AZ	- - -	UR	07/24/13
2. ARIZONA NATIONAL LIFE INS CO	AZ	60018	LR	12/11/13
3. ARIZONA PHYSICIANS IPA, INC.	AZ	14566	HC	09/17/13
4. ATTORNEYS LIABILITY PROTECTION SOCIETY, A RRG	MT	- - -	RG	08/15/13
5. BETTER LIFE AND HEALTH INS CO	AZ	60032	LR	12/06/13
6. BIRD INS CO	AZ	12996	LI	11/22/13
7. FOUNDATION LIFE INS CO	AZ	78409	LD	09/05/13
8. FOX INS CO	AZ	10161	DI	08/02/13
9. GEOVERA SECURITY INS CO	AZ	12759	PC	05/21/13
10. GREAT SOUTHEASTERN LIFE INS CO	AZ	84395	LR	12/03/13
11. HEALTHCARE SAFETY & PROTECTION RRG, INC.	SC	10752	RG	06/30/13

Company Name Abbreviations:
CO = COMPANY CORP = CORPORATION INS = INSURANCE RRG = RISK RETENTION GROUP

Business Types:
CI = CASUALTY INSURER CP = CAPTIVE INSURER DI = DISABILITY INSURER FB = FRATERNAL BENEFIT SOCIETY
HC = HEALTH CARE SERVICE ORGANIZATION LD = LIFE AND DISABILITY INSURER LI = LIFE INSURER LR = LIFE AND DISABILITY REINSURER
MR = MECHANICAL REIMBURSEMENT REINSURER PC = PROPERTY AND CASUALTY INSURER PI = PROPERTY INSURER RG = RISK RETENTION GROUP
SF = STATE COMPENSATION FUND TI = TITLE INSURER UR = UNAFFILIATED CREDIT LIFE AND DISABILITY REINSURER

WITHDRAWALS DURING 2013 - (continued)

Insurer Name	Domicile	NAIC #	Business Type	Effective Date
12. MOUNTAIN NATIONAL LIFE INS CO	AZ	85782	UR	12/23/13
13. NATIONAL GUARANTY INS CO	AZ	12068	PC	08/14/13
14. PINNACLE RRG, INC.	DC	11858	RG	02/05/13
15. PMI MORTGAGE GUARANTY CO.	AZ	10670	MG	09/18/13
16. PMI REINSURANCE CO.	AZ	12917	MG	09/18/13
17. RESIDENTIAL INS CO.	AZ	10741	MG	09/18/13
18. SEB TRYGG LIFE (USA) ASSURANCE CO LIMITED	AZ	89071	LI	08/26/13
19. SUNTRUST INS CO	AZ	85995	LD	08/14/13
20. SUTLIFF WARRANTY CO	AZ	11249	MR	09/13/13
21. TRACE LIFE INS CO	AZ	- - -	UR	12/03/13
22. WESTERN INS GROUP, INC.	AZ	- - -	RG	05/17/13

RECEIVERSHIPS

INSURERS ORDERED TO LIQUIDATE DURING 2013

Insurer Name	Domicile	NAIC #	Business Type	Date of Order
1. AMERICAN MANUFACTURERS MUTUAL INS CO	IL	30562	PC	05/10/13
2. AMERICAN MOTORISTS INS CO	IL	22918	PC	05/10/13
3. FRONTIER INS CO	NY	34266	PC	11/16/12
4. GRAMERCY INS CO	TX	43265	PC	08/26/13
5. JAMESTOWN INS CO, A RRG	SC	11589	RG	02/05/13
6. LEWIS & CLARK LTC RRG, INC.	NV	11947	RG	02/28/13
7. LUMBERMENS MUTUAL CASUALTY CO	IL	22977	PC	05/10/13
8. SANTA FE AUTO INS CO	TX	12223	PC	04/05/13
9. ULLICO CASUALTY CO	DE	37893	PC	05/30/13
10. UNITED CONTRACTORS INS CO, INC., A RRG	DE	12280	RG	08/22/13
11. UNIVERSAL HEALTH CARE INS CO, INC.	FL	12577	DI	04/01/13

Company Name Abbreviations:
CO = COMPANY CORP = CORPORATION INS = INSURANCE RRG = RISK RETENTION GROUP

Business Types:
CI = CASUALTY INSURER CP = CAPTIVE INSURER DI = DISABILITY INSURER FB = FRATERNAL BENEFIT SOCIETY
HC = HEALTH CARE SERVICE ORGANIZATION LD = LIFE AND DISABILITY INSURER LI = LIFE INSURER LR = LIFE AND DISABILITY REINSURER
MR = MECHANICAL REIMBURSEMENT REINSURER PC = PROPERTY AND CASUALTY INSURER PI = PROPERTY INSURER RG = RISK RETENTION GROUP
SF = STATE COMPENSATION FUND TI = TITLE INSURER UR = UNAFFILIATED CREDIT LIFE AND DISABILITY REINSURER

RECEIVERSHIP ACTIVITY

2014 RECEIVERSHIP ACTIVITY

ARIZONA COMPANIES IN LIQUIDATION AS OF DECEMBER 31, 2013

COMPANY NAME	DATE OF RECEIVERSHIP	NAIC #
1. TRANSURANCE RISK RETENTION GROUP, INC.	1/9/2009	11815
2. THUREUS INSURANCE GROUP, INC.	12/30/2009	
3. ASTRAEA RISK RETENTION GROUP, INC.	12/30/2009	10137

FOREIGN COMPANIES IN ANCILLARY RECEIVERSHIP AS OF DECEMBER 31, 2013

COMPANY NAME	DATE OF RECEIVERSHIP	NAIC #
1. RELIANCE INSURANCE COMPANY	3/14/2002	24457

ARIZONA COMPANIES IN REHABILITATION AS OF DECEMBER 31, 2013

COMPANY NAME	DATE OF RECEIVERSHIP	NAIC #
1. PMI MORTGAGE INSURANCE CO.	3/14/2012	27251

QUALIFIED SUPPLUS LINES INSURERS

QUALIFIED SURPLUS LINES INSURERS

AS OF DECEMBER 31, 2013

Listed below are those foreign non-admitted insurers for which a sponsoring Surplus Lines Broker has filed documents required to qualify the insurer to transact surplus lines insurance in Arizona as of December 31, 2013. The Director of the Arizona Department of Insurance is not required to determine the actual financial condition or claims practices of non-admitted insurers. A Surplus Lines Broker shall not place business with an unauthorized insurer which is not on this list unless the surplus lines insurer is an Alien listed on the NAIC Quarterly Listing of Alien Insurers. Surplus lines insurers may provide only coverages that are recognized surplus lines pursuant to ARS § 20-409 or those that cannot be procured on the admitted market after diligent effort. Insurers are added to and removed from the list during the year. For a current listing, please visit the Department's Web Site at <http://www.azinsurance.gov/>.

NAME OF UNAUTHORIZED INSURER	ARIZONA PREMIUMS *
1. ACCEPTANCE INDEMNITY INS CO	5,511,645
2. ADMIRAL INS CO	6,133,528
3. ADRIATIC INS CO	8,822
4. AIG SPECIALTY INS CO	8,815,994
5. AIX SPECIALTY INS CO	310,945
6. ALLIED WORLD ASSURANCE CO (U.S.) INC.	1,656,823
7. ALTERRA EXCESS & SURPLUS INS CO	1,541,162
8. AMERICAN EMPIRE SURPLUS LINES INS CO	388,110
9. AMERICAN MODERN SURPLUS LINES INS CO	674,162
10. AMERICAN SAFETY INDEMNITY CO	4,425,619
11. AMERICAN WESTERN HOME INS CO	151,063
12. APPALACHIAN INS CO	0
13. ARCH EXCESS & SURPLUS INS CO	82
14. ARCH SPECIALTY INS CO	2,883,641
15. ASPEN SPECIALTY INS CO	2,879,695
16. ASSOCIATED INDUSTRIES INS CO, INC.	0
17. ASSOCIATED INTERNATIONAL INS CO	419,151
18. ATAIN SPECIALTY INS CO	3,136,083
19. ATLANTIC CASUALTY INS CO	362,885
20. AXIS SURPLUS INS CO	2,467,167
21. BERKLEY ASSURANCE CO	89,115
22. BERKLEY REGIONAL SPECIALTY INS CO	57,638
23. BRACKEN HILL SPECIALTY INS CO INC.	73,947
24. BURLINGTON INS CO, THE	2,633,739
25. CANAL INDEMNITY CO	996
26. CANOPIUS US INS, INC.	141,570
27. CAPITOL SPECIALTY INS CORP.	531,287
28. CATLIN SPECIALTY INS CO	3,018,241
29. CHUBB CUSTOM INS CO	5,276,777
30. CINCINNATI SPECIALTY UNDERWRITERS INS CO, THE	1,546,854

Company Name Abbreviations:
CO = COMPANY CORP = CORPORATION INS = INSURANCE
* Premiums written in Arizona as reported by Surplus Lines Association

QUALIFIED SURPLUS LINES INSURERS as of December 31, 2013 - (continued)

NAME OF UNAUTHORIZED INSURER	ARIZONA PREMIUMS *
31. COLONY INS CO	6,190,860
32. COLONY NATIONAL INS CO	0
33. COLUMBIA CASUALTY CO	11,506,275
34. COMPANION SPECIALTY INS CO	3,406,793
35. COVINGTON SPECIALTY INS CO	0
36. DARWIN SELECT INS CO	8,145,652
37. DISCOVER SPECIALTY INS CO	0
38. EMPIRE INDEMNITY INS CO	482,181
39. ENDURANCE AMERICAN SPECIALTY INS CO	2,342,490
40. ESSEX INS CO	4,236,045
41. EVANSTON INS CO	6,175,039
42. EVEREST INDEMNITY INS CO	1,744,520
43. EXECUTIVE RISK SPECIALTY INS CO	117,038
44. FAIR AMERICAN SELECT INS CO	0
45. FIREMAN'S FUND INS CO OF OHIO	2,042,583
46. FIRST MERCURY INS CO	9,299,312
47. FIRST SPECIALTY INS CORP	2,730,455
48. GEMINI INS CO	4,082,189
49. GENERAL STAR INDEMNITY CO	2,200,443
50. GEOVERA SPECIALTY INS CO	0
51. GOTHAM INS CO	274,266
52. GREAT AMERICAN E&S INS CO	2,511,971
53. GREAT AMERICAN FIDELITY INS CO	190,945
54. GREAT AMERICAN PROTECTION INS CO	0
55. GREAT DIVIDE INS CO	3,736,792
56. GUILFORD INS CO	0
57. GULF UNDERWRITERS INS CO	0
58. HALLMARK SPECIALTY INS CO	0
59. HCC SPECIALTY INS CO	135,595
60. HEALTH CARE INDEMNITY, INC.	0
61. HOMELAND INS CO OF NEW YORK	2,341,780
62. HOUSTON CASUALTY CO	3,256,681
63. HOUSTON SPECIALTY INS CO	226,056
64. HUDSON EXCESS INS CO	0
65. HUDSON SPECIALTY INS CO	2,526,635
66. ILLINOIS EMCASCO INS CO	58,504
67. ILLINOIS UNION INS CO	4,090,822
68. INDIAN HARBOR INS CO	11,709,156
69. INTERSTATE FIRE & CASUALTY CO	2,352,488

Company Name Abbreviations:
CO = COMPANY CORP = CORPORATION INS = INSURANCE
* Premiums written in Arizona as reported by Surplus Lines Association

QUALIFIED SURPLUS LINES INSURERS as of December 31, 2013 - (continued)

NAME OF UNAUTHORIZED INSURER	ARIZONA PREMIUMS *
70. IRONSHORE INDEMNITY INC.	7,356,460
71. JAMES RIVER INS CO	3,021,953
72. KINSALE INS CO	1,272,886
73. LANDMARK AMERICAN INS CO	5,047,640
74. LEXINGTON INS CO	81,395,994
75. LIBERTY SURPLUS INS CORP	4,223,233
76. MAIDEN SPECIALTY INS CO	1,341,674
77. MAXUM INDEMNITY CO	1,117,562
78. MEDICAL SECURITY INS CO	0
79. MESA UNDERWRITERS SPECIALTY INS CO	759,603
80. MID-CONTINENT EXCESS & SURPLUS INS CO	0
81. MOUNT VERNON FIRE INS CO	1,370,105
82. MT. HAWLEY INS CO	802,018
83. NATIONAL FIRE & MARINE INS CO	(207,144)
84. NAVIGATORS SPECIALTY INS CO	3,390,076
85. NEVADA CAPITAL INS CO	380,241
86. NOETIC SPECIALTY INS CO	182,541
87. NORTH AMERICAN CAPACITY INS CO	844,776
88. NORTH LIGHT SPECIALTY INS CO	3,596
89. NORTHFIELD INS CO	593,132
90. OLD REPUBLIC UNION INS CO	0
91. PACIFIC INS CO, LTD.	95,763
92. PENN-STAR INS CO	268,940
93. PHYSICIANS INS A MUTUAL CO	0
94. PMSLIC INS CO	0
95. PRIME INS CO	675,744
96. PRINCETON EXCESS AND SURPLUS LINES INS CO, THE	2,882,039
97. PROASSURANCE SPECIALTY INS CO, INC.	479,480
98. PROTECTIVE SPECIALTY INS CO	26,195
99. QBE SPECIALTY INS CO	3,795,071
100. SAFECO SURPLUS LINES INS CO	35
101. SAVERS PROPERTY AND CASUALTY INS CO.	890,061
102. SCOTTSDALE INDEMNITY CO	15,328,138
103. SPARTA SPECIALTY INS CO	0
104. ST. PAUL SURPLUS LINES INS CO	374,069
105. STARR SURPLUS LINES INS CO	4,516,211
106. STEADFAST INS CO	0
107. TDC SPECIALTY INS CO	831,786
108. TOKIO MARINE SPECIALTY INS CO	453,229

Company Name Abbreviations:
CO = COMPANY CORP = CORPORATION INS = INSURANCE
* Premiums written in Arizona as reported by Surplus Lines Association

QUALIFIED SURPLUS LINES INSURERS as of December 31, 2013 - (continued)

NAME OF UNAUTHORIZED INSURER	ARIZONA PREMIUMS *
109. TORUS SPECIALTY INS CO	944,582
110. TRAVELERS EXCESS AND SURPLUS LINES CO	635,368
111. TUDOR INS CO	713,080
112. UNITED NATIONAL INS CO	923,199
113. UNITED SPECIALTY INS CO	2,744,185
114. WESTCHESTER SURPLUS LINES INS CO	2,575,785
115. WESTERN WORLD INS CO	1,154,217
116. XL SELECT INS CO	747,562
	307,201,396

Company Name Abbreviations:
CO = COMPANY CORP = CORPORATION INS = INSURANCE
* Premiums written in Arizona as reported by Surplus Lines Association